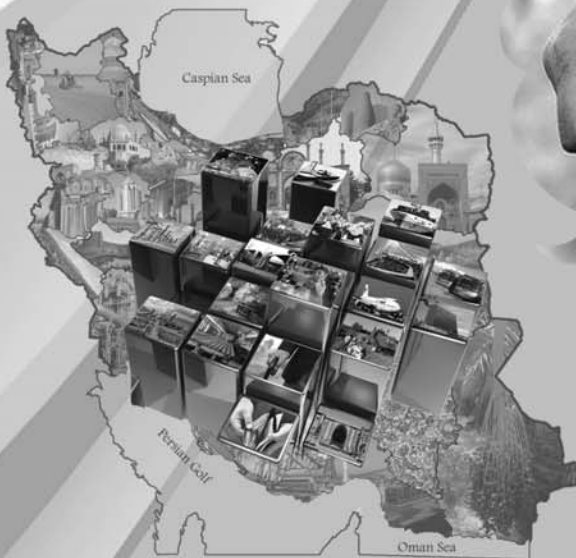


16

Welfare and Social Security



Introduction

Welfare and social security activities are carried out as support (non-insurance) and insurance services by several government and non-government organizations and centres. However, due to inaccessibility of data on non-government organizations, this chapter presents only statistical information on services rendered by major government organizations, excluding services rendered by non-government centres supervised by the State Welfare Organization.

It should be mentioned that since the year 1391, the name of the Medical Services Insurance Organization has renamed Iran Health Insurance organization.

A. Support services (non-insurance): It refers to social work, consultative and other social and rehabilitation services provided to satisfy essential needs of low-income groups and improve life conditions of the socially damaged population and families of martyrs and Janbazan (the war handicapped). Active organizations concerned are as follows:

1. State Welfare Organization: Prior to the year 1359, a variety of organizations were responsible for providing relevant services over the country. In the year 1359, all the concerned organizations combined to make the new state welfare organization. The data on welfare activities, prepared by the related departments, have been presented in Iran Statistical Yearbook since the year 1345.

2. Emam Khomeini Relief Committee: This Committee was established in the year 1357 to deal and help with the affairs of the socially-deprived groups. Since the year 1361, statistics on the Committee's activities have been collected and released.

3. Martyr and Devotees' Affairs Foundation: In the year 1383, the Islamic Revolution Martyr's Foundation and Mostazafan and Janbazan Foundation merged to form Martyr and Devotees' Affairs Foundation. The two Foundations were established in the years 1358 and 1357 respectively to deal with the affairs of the martyrs' and Janbazans' households. Data on activities of these foundations have been available since the years 1370 and 1373 respectively.

A. Red Crescent Society of the I. R. of Iran: The organization with the name of the Iranian Red Lion and Sun Society was established in the year 1301 and renamed Red Crescent Society of the I. R. of Iran since the year 1360. The statistics on its activities have been collected and released in the statistical yearbook since the year 1345.

B. Insurance services: These services which are based on the contributions from the insured person, employers and the government, are provided in different forms, including medical, retirement, disability, unemployment, work-connected accidents, death and prenatal insurances as well as family

allowance. Organizations active in this area are as follows:

1. Social Security Organization: In the year 1309, workers were insured for the first time against work-connected accidents. By establishing the Social Security Organization in the year 1354, the number of insured groups and types of insurances rose increasingly.

Data on this area have been compiled and included in the statistical yearbook since the year 1345.

2. Iran Health Insurance Organization

The Organization was established according to the General Medical Services Insurance Act approved in the year 1373. Related register data have been accessible since the year 1374. Prior to the establishment of the Organization, the "Medical Services Insurance Act for Government Employees" had been approved in the year 1351 and was enforced by the Ministry of Health in the year 1353.

3. Farmers, Villagers, and Nomads Insurance Fund:

This Fund started to work in the year 1384 in order to provide the public with easily accessible and suitable social insurance services. The statistics of this Fund was first published in the year 1386.

4. State Retirement Organization

The retirement affairs and providing servistes to retirees would be done by ministeries and organizations during the years 1301 and 1305; however, statistical data on retirees and pensioners covered by the "State Retirement Fund" were first produced in the year 1350. The State Retirement Fund was established and started its activity as an independent organization in the beginning of the year 1354.

All the above-mentioned organizations produce statistical data in the form of register data.

Based on the results of the 1390 Population and Housing Census, new tables on disability status were added to this chapter of the yearbook.

Definitions and concepts

Social services: a collection of non-insurance services provided to help low-income groups and the needy to meet their basic requirements.

Social services complex: an executive department which provides two or more support services to aid recipients under the support programme for guardianless households and the needy.

Guardianless child: child who is deprived of any eligible and effective guardian temporarily or permanently. (Children and Women Supporting Law).

Day-care centres: institutions, according to the regulations and permission of the Welfare Organization of Ostan, which provide services like taking care of children, training them and identifying and developing their talents biologically, psychologically and socially in three age groups of infants (3-24 months old), toddlers (2-3 years old) and young children (3-7 years old).

Rehabilitation services: a collection of medical, paramedical, educational, professional, and social services to improve the potential abilities of the disabled.

Preventive services: a series of measures taken to thwart the outbreak and/or progress of a certain phenomenon in a particular community.

Consultation call centre (Seda-ye- Moshaver): a centre which provides consultation and psychological services in order to treat social and psycho disorders and problems or improve life conditions and capabilities of the caller.

Genetic consultation centre: places providing diagnostic, preventive and consultation services on congenital and genetic disorders or predicting the health level of individuals associated with these diseases.

Addict: the person with chemical and behavioral dependence on one of the narcotics. In case of stopping taking drugs, he/she will suffer from either physical, mental or behavioral problems, or combination of these.

Self-sufficient day-care centre: institutions which are established by the government agencies, institutes and factories according to the regulations to provide

services to the workers of the same agencies for training their children, and identifying and developing their talents biologically, psychologically and socially.

The elderly: people aged 60 and over.

The disabled: a person who has limitation in his/her personal or social functions due to physical (physical, movement and sensory), intellectual or psychosocial disorders.

The disabled under support: a disabled person who is helped according to the service and support criteria of Welfare Organization through making a file. He/she will be put out of the support cycle after enjoying employment opportunity and empowerment within a specific time based on a well-organized programme.

Medical services: services such as outpatient treatment, hospitalization, filling a prescription, transferring patients, granting rehabilitation aid articles, delivery facilities, etc. provided to the households qualified to receive medical aids.

The women head of household needing support: refers to the women needing support that due to lack or death, disability, divorce, handicap and illness of their head of household or owing to extreme poverty and helplessness are supported by other natural persons or supporting institutions and organizations.

Ad hoc aid recipient: refers to the aid recipient who receives supporting predicted facilities offered by the supporting organizations one or several times due to arisen needs.

Supporter of Emam Khomeini Relief Committee: refers to any natural or legal person who supports one or more teams according to the instructions of supporting organizations.

Special revenues of Emam Khomeini Relief Committee: these revenues are classified into three classes: Donations received from people and other organizations, the economic complex aids, trust and religious funds, and revenue from economic activities.

Shahed household: refers to father, mother, spouse, and children of a martyr, missing, and captive person.

Isargar (altruist or a dedicated person): All persons who got martyred, missing or captive in the course of

continuation of Islamic Revolution and protection of its achievements and/or in defence of the I.R.Iran's territorial integrity against threats and aggressions of internal and external enemies are known as martyr, missing persons, war-handicaped, captive, .

Salary-earning parents of Shahed: refers to the parents under guardianship of the Shahed who earns salary and allowances based on the decrees issued by concerned organizations or armed units (employed martyrs) or according to the alignment decrees (un-employed martyrs).

The pensioner parents of Shahed: refers to uncovered parents of the Shahed who based on the rule approved by the Islamic Consultative Council in the year 1375 and its amendments receive pension per month.

Isargar with employed-status: refers to martyred employees, full disabled Janbaz (disabled veteran), full disabled freed captive, and missings of Islamic Revolution and imposed war with Iraq which are considered as employed and are treated as employed with two higher job groups in terms of salary/wage and allowance, permanent advantages, promotion by the concerned organizations, and are retired according to the respective employment laws and their years of service.

Janbaz: refers to a person who has lost his health in the course of continuation of the Islamic Revolution and protection of its achievements and/or in defence of the I.R.Iran's territorial integrity against threats and aggressions of enemies, anti-revolution agents and the wicked and now is suffering from physical or mental injuries.

Allowance for Janbaz tendance: refers to the money which the Martyr and Devotee's Affairs Foundation pays to the Janbaz (disabled veteran) with 50 or more percent disability (based on respective criteria) for his/her healthy and Janbaz suffering from psychological or chemical injuries for keeping them healthy.

Degree of disability: the extent of physical and mental disability of Janbaz determined by the Medical Commission affiliated to the Martyr and Devotee's Affairs Foundation.

Living allowance for Janbaz: the money paid to a Janbaz whose salary is lower than the determined minimum wage.

An insured: a person who pays a sum of money as his premium can benefit from the rights included in the law of the insurer.

Compulsory insured: an insured person that works by order of an employer or his/her agent in a place named an establishment, and is a wage and salary earner.

Voluntary insurance: according to the article 8 of the Social Security Law, individuals who are excluded from the compulsory insured group due to the reasons other than reasons mentioned in the Law. Based on the related regulations and directives, individuals can sign a contract with which they can continue their insurance on a voluntary basis.

Agreed insured: the person that is covered by the insurance without wage relationship and based on agreement made between Social Security Organization with the related legal person.

Principal insured: an insured that is directly subject to the regulations included in the law of the insurer.

Dependent insured person (insured's family): a person or individuals that are eligible to receive the benefits included in the insurer's law.

Insurance for own-account occupations: an insurance specific to those who are either employer or own-account worker, and their involvement in a certain occupation is certified either by an occupation certificate issued by authorized officials or by board of directors of the Social Security Organization and are not subject to special support programmes.

Unemployment insurance: Under the Social Security Act, the Social Security Organization is bond to pay unemployment allowance to the insured eligible workers who are temporarily

unemployed but are looking for a job.

Compensation of payment: the compensatory money legally paid to the insured instead of wage or salary during pregnancy, illness, and temporary disability for not receiving wage or salary.

Marriage aid: the money paid to the insured according to certain regulations to cover a part of the marriage expenditures.

Physical disability compensation: a lump sum paid to the insured to compensate for their disability or income reduction.

Prosthesis and orthosis: referes to medical aid devices used for recovering the health or decompensating the physical disability or enhancing one of the senses.

Allowance for shrouding and burial: referes to the fixed money paid to the family of a deceased insured person when his or her family undertakes this affair in order to cover the related expenditure of burial ceremony.

Travel and accommodation subsidy for patient and escort: refers to the money paid to the insured patient and his/her escort according to the law.

Disabled person: referes to the employed person who loses whole or part of his ability to work. This diability can be work- connected (during carrying out service) or non-work-related disability.

Pensioner: a retired, disabled insured worker or a survivor of insured workers (eligible heirs) who receives pension according to the regulation of the related insurance fund.

Owned centres(direct treatment): The medical services offered to the insured in the medical centres for the insurer organization.

Centres under contract: referes to the method by which the Social Security Organization offers its medical commitments through purchasing medical services.

Day clinic (limited surgical centres): referes to the medical centres which offer limited surgical services in addition to specialized services. The surgical services provided to the patients in these clinics are limited and based on the approved list. In these centres the patients receives medical services during the day and are released at the end of the day.

Clinic: refers to a licensed unit offering health-treatment or diagnostic services to the patient under the supervision of a physician.

Public clinic: Refers to a treatment unit offering health, out-patient treatment and diagnostic services and emergency services to the patients under the supervision of general physician. The Social Security Organization considers the clinic which has a general physician and one of the following specialist (internal, surgery, pediatric, and gynecology) as a public clinic.

Specialized clinic: refers to the clinic with general treatment services, out-patient services and four specialized fields such as pediatric, internal, surgery, and gynecology and parturition.

Specialized polyclinic: refers to an treatment unit offering medical services of several speciality to the out-patients.

Government insured employees: all people subject to the State Employment Law who pay a percentage of their salary, as retirement reductions, to the State Retirement Fund so that the dependents can benefit from medical insurance of Iran Health Insurance Organization under the Fund.

Rural insured persons: all persons who are living in villages and have been staying in the village for at least 6 months as well as nomads will be covered by medical insurance of Iran Health Insurance Organization under villagers' fund.

Insured persons from other walks of life: groups who have received medical card due to contract between their insured party and Iran Health Insurance Organization or the affiliated general departments. They include the martyr's families, Janbazans, religious students, clergymen, university students, aid recipients of Welfare Organization subject to Manpower Plan and the Members of the Medical System.

Members of the State Retirement Fund: a person is considered as a member of the State Retirement Fund since the beginning of his/her probation period till his/her last eligible heir receives pension.

Retirement: is the point where the employed member of the State Retirement Fund members stops employment by law or by reaching the retirement age and given service period.

Pension: payments monely made under the law to the insured persons or to the retired persen.

The pensionners of the State Retirement Fund are of four following groups:

Retired: the employed member of the State Retirement Fund members who stops employment by law or by reaching by reaching the retirement age and given service period and receives to receive retirement pension.

Disabled: the member of the State Retirement Fund who is not able to continue his service due to illness or accident and according to the law is subject to receive pension.

Deceased working member of the State Retirement Fund: a member passed away before retirement with at least one heir subject to the law of receiving pension.

Deceased retired member of the State Retirement Fund: a member passed away after retirement or inability with at least one heir subject to the law of receiving pension.

Selected information

According to the results of the 1390 Population and Housing Census, about one million and 18 thousand persons have at least one type of disability. Out of this number, 62.6 percent were males. It should be mentioned that about 81 percent had one type of disability only. In the year 1393, there were 16927 public and non-government centres covered by Social Deputy of State Welfare Organization which decreased by 1.02 percent in comparison with the previous year. Moreover, in the year 1393, about 1920000 aid recipients benefited from the services provided by this Deputy which shows a 30.9 percent increase.

In the year 1393, a number of 2166 units were covered by the Rehabilitation Deputy of State Welfare Organization. Moreover, 983676 aid recipients benefited from the services provided by this Deputy which shows a 14 percent increase in comparison with the previous year.

In the end of the year 1393, the number of branches of Emam Khomeini Relief Committee decreased and reached 1190 branches. More than 1883000 households were supported by this Committee which shows a 1.7 percent increase.

In the year 1393, more than 402 thousand people (members of martyrs' households) were supported by Martyr and Devotees' Affairs Foundation. Moreover, more than 555 thousand of Janbazes were covered by the above Foundation. Degree of disability of more than 229 thousand of these persons was 25% and over.

At the end of the year 1393, the number of establishments covered by Social Security Organization was about 1 million and 225 thousand. During the same period, the principal insured persons covered by the mentioned organization increased to over 13 million and 344 thousand persons, showing a rise of 4.2 percent as compared to the previous year.

Number of work-related injured persons covered by Social Security Organization reached 18916 over the year 1393, showing a decrease of 2.9 as compared to the previous year.

In the year 1393, the number of centres owned by and contracted with Social Security Organization was 354 and 2471 units, respectively.

During the year 1393, over 39.6 million insured people (principals and dependants) were covered by Iran Health Insurance Organization out of which 15% were government employees, 1.5% were under Iranians' insurance, 21.5% under Public Health Insurance, 57.7% were villagers and other walks of life account for 4.2%.

At the end of the year 1393, State Retirement Organization supported over 1 million and 243 thousand pensioners, 81.4% of whom were retirees. Moreover, about 53 thousand new pensioners were covered by the Organization in the year 1393 which shows a 8.1 percent increase in comparison to the previous year.

16.1. GOVERNMENT AND NON-GOVERNMENT CENTRES COVERED BY THE SOCIAL DEPUTY OF THE STATE WELFARE ORGANIZATION AND SERVICE RECIPIENTS

Year and Ostan	Taking care of guardianless children		Social damages ⁽¹⁾		Day-care centres	
	Number of centres	Number of people	Number of centres	Number of people	Number of centres	Number of people
1389 ⁽²⁾
1390.....	497	21933	808	929395	14361	618378
1391.....	524	21822	878	662040	14493	670548
1392.....	582	22692	963	748011	15558	697309
1393.....	575	23402	1076	1234278	15276	663319
East Azarbayejan.....	20	1481	32	41946	989	46570
West Azarbayejan.....	14	508	21	94902	640	28711
Ardebil.....	7	179	29	17490	290	8550
Esfahan.....	38	916	59	84300	791	37998
Alborz.....	13	748	20	27349	253	16365
Ilam.....	2	70	29	39927	311	10076
Bushehr.....	6	280	27	15505	178	8301
Tehran.....	62	3727	54	299160	791	38934
Chaharmahal & Bakhtiari.....	5	362	27	5624	329	10470
South Khorasan.....	23	365	38	31239	274	9530
Khorasan-e-Razavi.....	101	3612	53	35569	1557	91710
North Khorasan.....	14	544	30	6781	248	7608
Khuzestan.....	12	450	55	29165	989	42387
Zanjan.....	6	201	21	7095	163	7240
Semnan.....	9	206	19	4426	132	5885
Sistan & Baluchestan.....	10	327	50	70707	1203	47056
Fars.....	27	816	51	24515	1261	52674
Qazvin.....	7	319	23	10022	119	6177
Qom.....	6	146	20	49856	69	9422
Kordestan.....	9	231	31	10385	340	12081
Kerman.....	53	3376	48	9680	627	25828
Kermanshah.....	7	222	23	134524	266	14000
Kohgiluyeh & Boyerahmad.....	2	312	17	4608	306	12201
Golestan.....	31	581	54	16591	289	10439
Gilan.....	17	740	31	19109	519	15945
Lorestan.....	8	599	21	8978	234	12100
Mazandaran.....	25	435	55	36209	785	26376
Markazi.....	8	329	30	18342	115	6853
Hormozgan.....	5	403	41	9338	448	19331
Hamedan.....	13	366	33	30049	493	12287
Yazd.....	15	551	34	40887	267	10214

1. Including services related to reformation of socially damaged women and girls, Khaneh-ye-Salamat (safety homes), organizing street children, intervening in personal, family and social crises, intervening in family problems to reduce divorce rate, children safety hostel and children telephone project, which also include the information of the social services base, temporary accommodation, mobile services of social emergency and social emergency telephone line in the year 1390. Besides, information of non-governmental centres are included.

2. Due to change of statistical needs of the State Welfare Organization and change of statistical tables in the year 1390, the statistics for the year 1389 and the previous years are not available.

Source: State Welfare Organization

16.2. NON-GOVERNMENT CENTRES COVERED BY THE REHABILITATION DEPUTY OF THE STATE WELFARE ORGANIZATION AND SERVICE RECIPIENTS

Year and Ostan	Caring for handicapped ⁽¹⁾		Caring for the elderly ⁽¹⁾		Speech therapy		Physiotherapy	
	Number of centres	Number of people	Number of centres	Number of people	Number of centres	Number of people	Number of centres	Number of people
1389 ⁽²⁾
1390.....	1273	66886	317	17425	113	27423	187	61977
1391.....	1247	63017	329	18167	104	67875	182	298389
1392.....	1282	65099	349	18561	101	88696	182	401516
1393.....	1286	63343	345	18055	94	98694	181	450672
East Azarbayejan.....	74	4091	10	485	3	7900	6	29960
West Azarbayejan.....	40	1651	13	467	2	1500	9	18964
Ardebil.....	25	1192	4	135	1	1764	7	9840
Esfahan.....	112	5873	31	1076	13	8322	13	23426
Alborz.....	33	1970	14	704	0	⁽³⁾ 684	1	3400
Ilam.....	20	664	2	64	1	1378	3	2600
Bushehr.....	17	626	2	84	1	1200	7	3800
Tehran.....	125	8685	64	4725	5	7784	6	14780
Chaharmahal & Bakhtiyari.....	34	1686	14	717	2	1662	4	6962
South Khorasan.....	35	1087	10	268	2	1866	5	8914
Khorasan-e-Razavi.....	83	5313	34	1577	7	442	13	18006
North Khorasan.....	23	873	6	227	2	740	2	6866
Khuzestan.....	93	3756	10	481	3	820	3	3616
Zanjan.....	17	797	4	302	0	⁽³⁾ 56	2	6850
Semnan.....	21	818	7	300	2	2100	5	8542
Sistan & Baluchestan.....	22	969	3	123	0	0	8	8598
Fars.....	78	3126	17	801	8	5636	16	58264
Qazvin.....	25	989	8	320	1	668	1	2300
Qom.....	23	1396	2	208	1	7400	0	⁽³⁾ 156
Kordestan.....	21	729	4	192	5	1500	9	48680
Kerman.....	33	1665	5	242	8	7904	12	39202
Kermanshah.....	20	1204	8	485	2	3570	10	6272
Kohgiluyeh & Boyerahmad.....	17	634	2	71	3	2142	2	4820
Golestan.....	43	1684	10	459	0	0	1	6262
Gilan.....	50	2311	16	922	1	3700	1	7550
Lorestan.....	41	1759	6	233	5	6820	5	18378
Mazandaran.....	58	2819	10	657	3	900	4	6984
Markazi.....	22	1052	9	311	3	5230	5	15942
Hormozgan.....	12	672	2	120	1	42	7	14826
Hamedan.....	24	1514	4	314	1	8676	1	6998
Yazd.....	45	1738	14	985	8	6288	13	38914

16.2. NON-GOVERNMENT CENTRES SUPPORTED BY THE REHABILITATION DEPUTY OF THE STATE WELFARE ORGANIZATION AND SERVICE RECIPIENTS (continued)

Year and Ostan	Work therapy		Audiometry		Optometry		Technical orthopedics	
	Number of centres	Number of people	Number of centres	Number of people	Number of centres	Number of people	Number of centres	Number of people
1389 ⁽²⁾
1390.....	97	25011	88	75169	47	44597	20	12214
1391.....	95	81653	94	71916	51	50874	15	10562
1392.....	93	112474	93	110278	55	56064	13	10450
1393.....	105	135897	91	131228	46	71533	18	14254
East Azarbayejan.....	5	19860	6	14910	4	4172	0	0
West Azarbayejan.....	3	5200	3	1200	3	1500	1	300
Ardebil.....	2	3200	1	1546	0	0	0	0
Esfahan.....	9	8378	8	4616	3	2630	0	0
Alborz.....	1	2500	1	750	0	⁽³⁾ 55	1	460
Ilam.....	2	1400	1	800	1	1904	0	0
Bushehr.....	1	1500	1	1450	1	2300	0	0
Tehran.....	3	9240	6	9894	4	9422	2	1270
Chaharmahal & Bakhtiari.....	9	7590	4	4710	1	890	1	198
South Khorasan.....	2	1900	3	2050	0	⁽³⁾ 44	1	680
Khorasan-e-Razavi.....	9	1776	4	14004	4	698	2	70
North Khorasan.....	1	1860	2	9000	2	1500	0	0
Khuzestan.....	0	0	2	1608	1	1800	0	0
Zanjan.....	0	⁽³⁾ 168	2	2500	0	0	0	⁽³⁾ 400
Semnan.....	2	1862	1	654	0	⁽³⁾ 1710	0	0
Sistan & Baluchestan.....	0	0	0	0	3	1200	1	370
Fars.....	9	5600	8	9518	6	9562	2	2590
Qazvin.....	1	781	1	342	1	1600	0	0
Qom.....	1	8120	1	2500	1	4244	0	⁽³⁾ 225
Kordestan.....	2	1500	4	1668	2	1800	0	0
Kerman.....	6	11836	4	5668	0	⁽³⁾ 5573	1	794
Kermanshah.....	6	7260	1	650	1	1500	0	⁽³⁾ 390
Kohgiluyeh & Boyerahmad.....	3	6620	3	5604	0	0	0	0
Golestan.....	0	0	0	⁽³⁾ 1840	1	1315	0	⁽³⁾ 671
Gilan.....	1	255	3	3300	0	0	1	590
Lorestan.....	6	4690	4	3400	3	7600	1	680
Mazandaran.....	2	2840	5	3044	1	550	1	517
Markazi.....	4	1941	3	9358	1	300	1	3600
Hormozgan.....	2	2850	3	1996	1	2020	1	31
Hamedan.....	0	⁽³⁾ 7500	1	8840	0	⁽³⁾ 2520	0	⁽³⁾ 266
Yazd.....	13	7670	5	3808	1	3124	1	152

1. The difference among the statistics for the years 1390, 1391 and 1392 is due to the fact that in previous years the statistics for caring for handicapped and the elderly centres included the statistics for daily, round the clock and in-home services centres. These statistics have been revised and includes the statistics for daily and round the clock centres.

2. Due to change of statistical needs of the State Welfare Organization and change of statistical tables in the year 1390, the statistics for the year 1389 and the previous years are not available.

3. The number of centres in this Ostan considered zero. The aid recipients in this Ostan are for non-government centres which are called service-years purchasing

Source: State Welfare Organization.

**16.3.GOVERNMENT AND NON-GOVERNMENT CENTRES COVERED BY THE
PREVENTIVE DEPUTY OF THE STATE WELFARE ORGANIZATION AND SERVICE
RECIPIENTS**

Year and Ostan	Seda-ye-Moshaver ⁽¹⁾		Face-to-face consultation ⁽²⁾		Genetic consultation ⁽³⁾	
	Number of centres	Number of service recipients	Number of centres	Number of service recipients	Number of centres	Number of service recipients
1389 ⁽⁵⁾
1390.....	63	499892	859	511379	172	87375
1391.....	65	576553	1062	475653	191	90274
1392.....	66	578460	1142	568061	206	98714
1393.....	65	557927	1510	627314	211	101232
East Azarbayejan.....	5	27344	67	19610	8	1917
West Azarbayejan.....	1	7383	40	9586	6	1438
Ardebil.....	1	9919	41	18349	7	4010
Esfahan.....	1	52820	109	30910	28	5678
Alborz.....	1	4156	32	13386	6	3056
Ilam.....	1	1955	20	4983	2	1137
Bushehr.....	1	4147	31	9266	3	760
Tehran.....	12	115039	161	63759	16	18423
Chaharmahal & Bakhtiyari.....	1	14265	40	13996	5	2008
South Khorasan.....	1	5994	41	7746	5	1854
Khorasan-e-Razavi.....	11	33922	170	74529	18	22725
North Khorasan.....	1	1034	17	5406	3	1094
Khuzestan.....	1	3965	63	17338	13	1741
Zanjan.....	1	9050	19	6883	2	512
Semna.....	1	4512	16	3335	3	2647
Sistan & Baluchestan.....	1	2069	18	6237	1	116
Fars.....	1	41028	100	75446	15	3380
Qazvin.....	1	10629	23	15292	3	900
Qom.....	2	23929	18	10095	7	4263
Kordestan.....	1	1267	30	9009	1	506
Kerman.....	1	6067	70	27997	9	2554
Kermanshah.....	1	17044	23	6141	3	1810
Kohgiluyeh & Boyerahmad.....	1	276	28	8712	1	294
Golestan.....	1	2521	32	13381	5	2574
Gilan.....	5	19070	55	43410	8	1871
Lorestan.....	1	5255	24	9902	3	2536
Mazandaran.....	1	33160	90	48799	11	2649
Markazi.....	1	12885	14	5916	2	1554
Hormozgan.....	1	2844	26	7145	3	1356
Hamedan.....	4	39843	26	9027	4	907
Yazd.....	2	44535	66	31723	10	4962

16.3.GOVERNMENT AND NON-GOVERNMENT CENTRES COVERED BY THE PREVENTIVE DEPUTY OF THE STATE WELFARE ORGANIZATION AND SERVICE RECIPIENTS (continued)

Year and Ostan	consultation for addicts ⁽³⁾		Preventing amblyopia ⁽⁴⁾
	Number of centres	Number of service recipients	Number of child
1389 ⁽⁵⁾
1390.....	1822	437792	2185351
1391.....	2183	522552	2498031
1392.....	2374	544631	2838771
1393.....	2710	692992	3050878
East Azarbayejan.....	107	37746	114765
West Azarbayejan	54	8567	139353
Ardebil	55	6240	60552
Esfahan.....	122	20253	180713
Alborz	136	34913	96014
Ilam	19	3090	19397
Bushehr	31	23842	32856
Tehran	351	134819	485585
Chaharmahal& Bakhtiari	24	11973	44399
South Khorasan.....	37	4895	37260
Khorasan-e-Razavi.....	296	54301	217081
North Khorasan.....	92	20051	41428
Khuzestan.....	199	33402	266990
Zanjan	33	7121	46902
Semnan.....	24	4267	16461
Sistan & Baluchestan	68	45266	151850
Fars.....	117	32974	204258
Qazvin	34	7426	49471
Qom.....	32	6492	51009
Kordestan	25	4754	72241
Kerman.....	86	25777	107272
Kermanshah	44	7790	57151
Kohgiluyeh& Boyerahmad	47	13429	23893
Golestan	98	17151	89911
Gilan.....	146	20616	80493
Lorestan.....	60	27713	56488
Mazandaran.....	125	26317	88282
Markazi	47	11932	56864
Hormozgan.....	72	11983	57800
Hamedan	64	19986	54127
Yazd	65	7906	50012

1. In the previous years it included the statistics for successful and unsuccessful contacts with government and non-government centres. The information has been revised and just includes successful contacts.

2. Including the statistics for meetings and visitors in the previous years but it is better that the statistics for visitors be cited in the grand total. The statistics for the years 1390 to 1393 are revised.

3. Revised figures

4. The accurate data is not available.

5. Due to change of statistical needs of the State Welfare Organization and change of statistical tables in the year 1390, the statistics for the year 1389 and the previous years are not available.

Source: State Welfare Organization.

16.4. AID RECIPIENTS BENEFITING FROM SERVICES RENDERED BY NON-GOVERNMENT CENTRES UNDER SUPERVISION OF THE STATE WELFARE ORGANIZATION (million rials)

Year and Ostan	Social Deputy		Rehabilitation Deputy					
			Rehabilitation		Psychopath released from the centre		Sever psychic	
	Cost	Number	Cost	Number	Cost	Number	Cost	Number
1389 ⁽¹⁾	⊖	000	⊖	000	⊖	000	⊖	000
1390.....	⊖	171275	⊖	217625	⊖	11901	⊖	6527
1391.....	⊖	173599	⊖	222109	⊖	7830	⊖	10512
1392.....	⊖	171662	⊖	225668	⊖	7676	⊖	10758
1393.....	⊖	179695	⊖	294637	⊖	8631	⊖	15895
East Azarbayejan.....	⊖	9372	⊖	14544	⊖	712	⊖	523
West Azarbayejan	⊖	5391	⊖	10738	⊖	465	⊖	403
Ardebil.....	⊖	3759	⊖	5054	⊖	60	⊖	423
Esfahan	⊖	9674	⊖	18689	⊖	507	⊖	746
Alborz.....	⊖	1878	⊖	6864	⊖	0	⊖	239
Ilam	⊖	4151	⊖	5371	⊖	107	⊖	190
Bushehr	⊖	4392	⊖	4804	⊖	93	⊖	458
Tehran	⊖	10508	⊖	41126	⊖	2490	⊖	416
Chaharmahal & Bakhtiyari.....	⊖	2745	⊖	4744	⊖	246	⊖	39
South Khorasan	⊖	2190	⊖	4054	⊖	145	⊖	375
Khorasan-e-Razavi	⊖	11430	⊖	20869	⊖	1155	⊖	2086
North Khorasan	⊖	2434	⊖	3955	⊖	148	⊖	243
Khuzestan.....	⊖	30107	⊖	16498	⊖	319	⊖	616
Zanjan.....	⊖	2391	⊖	4188	⊖	122	⊖	227
Semnan	⊖	1389	⊖	2510	⊖	181	⊖	132
Sistan & Baluchestan	⊖	8131	⊖	9815	⊖	198	⊖	338
Fars.....	⊖	9524	⊖	17621	⊖	1	⊖	752
Qazvin	⊖	2297	⊖	4659	⊖	0	⊖	290
Qom.....	⊖	1911	⊖	4389	⊖	130	⊖	167
Kordestan	⊖	4091	⊖	6605	⊖	16	⊖	748
Kerman	⊖	7497	⊖	12898	⊖	160	⊖	941
Kermanshah.....	⊖	5652	⊖	8242	⊖	220	⊖	494
Kohgiluyeh& Boyerahmad	⊖	4941	⊖	5243	⊖	0	⊖	590
Golestan.....	⊖	3484	⊖	7073	⊖	2	⊖	1028
Gilan.....	⊖	5762	⊖	9896	⊖	36	⊖	1038
Lorestan.....	⊖	5705	⊖	9172	⊖	288	⊖	347
Mazandaran	⊖	5898	⊖	11512	⊖	324	⊖	432
Markazi.....	⊖	3138	⊖	5772	⊖	1	⊖	826
Hormozgan.....	⊖	4447	⊖	5768	⊖	0	⊖	339
Hamedan.....	⊖	3079	⊖	7292	⊖	301	⊖	315
Yazd	⊖	2327	⊖	4672	⊖	204	⊖	134

1. Due to change of statistical needs of the State Welfare Organization and change of statistical tables in the year 1390, the statistics for the year 1389 and the previous years are not available.

Source: State Welfare Organization.

16.5. DISABLED PERSONS BY NUMBER OF DISABILITIES⁽¹⁾, SEX AND AGE, 1390 CENSUS

Sex and age	Total country ⁽²⁾				Settled in urban areas			
	Total	One type of disability	Two types of disability	Three and more types of disability	Total	One type of disability	Two types of disability	Three and more types of disability
Both sexes.....	1017659	822246	137195	58218	669135	546371	86204	36560
0 – 4 years	22071	16858	3179	2034	13815	10654	1909	1252
5 – 9 years	47151	35228	7441	4482	30061	22729	4554	2778
10 – 14 years	57038	43832	8436	4770	36885	28685	5242	2958
15 – 19 years	74466	58212	10590	5664	46892	37108	6393	3391
20 – 24 years	99683	79016	13908	6759	64528	52182	8258	4088
25 – 29 years	104502	84509	13888	6105	69894	57398	8672	3824
30 – 34 years	90170	74011	11659	4500	59183	49269	7145	2769
35 – 39 years	74995	62108	9465	3422	48221	40438	5695	2088
40 – 44 years	76517	63715	9581	3221	52948	44609	6232	2107
45 – 49 years	69233	57425	8566	3242	49534	41416	5781	2337
50 – 54 years	56470	46914	7181	2375	38987	32611	4755	1621
55 – 59 years	43685	36297	5547	1841	29361	24524	3646	1191
60 – 64 years	34887	29029	4335	1523	22928	19109	2805	1014
65 – 69 years	33198	25860	5795	1543	22450	17022	4372	1056
70 – 74 years	36009	29988	4431	1590	23209	19490	2717	1002
75 years and over	97126	78871	13158	5097	59835	48781	7996	3058
Not specified	458	373	35	50	404	346	32	26

Sex and age	Settled in rural areas			
	Total	One type of disability	Two types of disability	Three and more types of disability
Both sexes.....	347870	275367	50896	21607
0 – 4 years.....	8221	6177	1265	779
5 – 9 years.....	17046	12468	2882	1696
10 – 14 years.....	20107	15113	3186	1808
15 – 19 years.....	27514	21056	4189	2269
20 – 24 years.....	35057	26763	5636	2658
25 – 29 years.....	34546	27063	5205	2278
30 – 34 years.....	30916	24685	4503	1728
35 – 39 years.....	26733	21635	3770	1328
40 – 44 years.....	23542	19089	3340	1113
45 – 49 years.....	19671	15985	2782	904
50 – 54 years.....	17458	14280	2425	753
55 – 59 years.....	14307	11759	1898	650
60 – 64 years.....	11935	9901	1526	508
65 – 69 years.....	10737	8828	1422	487
70 – 74 years.....	12783	10484	1712	587
75 years and over.....	37243	30054	5152	2037
Not specified.....	54	27	3	24

16.5. DISABLED PERSONS BY NUMBER OF DISABILITIES⁽¹⁾, SEX AND AGE, 1390 CENSUS
(continued)

Sex and age	Total country ⁽²⁾				Settled in urban areas			
	Total	One type of disability	Two types of disability	Three and more types of disability	Total	One type of disability	Two types of disability	Three and more types of disability
Male	637357	519505	82733	35119	420174	346131	51882	22161
0 – 4 years	12514	9545	1829	1140	7902	6096	1086	720
5 – 9 years	27687	20783	4336	2568	17570	13382	2610	1578
10 – 14 years	33774	26136	4908	2730	21772	17048	3025	1699
15 – 19 years	46457	36428	6595	3434	29078	23039	4022	2017
20 – 24 years	63674	50914	8676	4084	40769	33171	5152	2446
25 – 29 years	67374	55093	8577	3704	44954	37304	5370	2280
30 – 34 years	58410	48444	7213	2753	38209	32130	4411	1668
35 – 39 years	49327	41163	5987	2177	31925	26919	3660	1346
40 – 44 years	53240	44586	6547	2107	37372	31607	4371	1394
45 – 49 years	50135	41781	5991	2363	36708	30736	4194	1778
50 – 54 years	38630	32326	4772	1532	27231	22922	3230	1079
55 – 59 years	28038	23339	3518	1181	19317	16110	2422	785
60 – 64 years	20545	17153	2481	911	13876	11559	1664	653
65 – 69 years	17268	14118	2224	926	11340	9269	1417	654
70 – 74 years	19400	16231	2317	852	12303	10335	1413	555
75 years and over	50557	41197	6741	2619	29564	24254	3815	1495
Not specified	327	268	21	38	284	250	20	14
Female	380302	302741	54462	23099	248961	200240	34322	14399
0 – 4 years	9557	7313	1350	894	5913	4558	823	532
5 – 9 years	19464	14445	3105	1914	12491	9347	1944	1200
10 – 14 years	23264	17696	3528	2040	15113	11637	2217	1259
15 – 19 years	28009	21784	3995	2230	17814	14069	2371	1374
20 – 24 years	36009	28102	5232	2675	23759	19011	3106	1642
25 – 29 years	37128	29416	5311	2401	24940	20094	3302	1544
30 – 34 years	31760	25567	4446	1747	20974	17139	2734	1101
35 – 39 years	25668	20945	3478	1245	16296	13519	2035	742
40 – 44 years	23277	19129	3034	1114	15576	13002	1861	713
45 – 49 years	19098	15644	2575	879	12826	10680	1587	559
50 – 54 years	17840	14588	2409	843	11756	9689	1525	542
55 – 59 years	15647	12958	2029	660	10044	8414	1224	406
60 – 64 years	14342	11876	1854	612	9052	7550	1141	361
65 – 69 years	15930	11742	3571	617	11110	7753	2955	402
70 – 74 years	16609	13757	2114	738	10906	9155	1304	447
75 years and over	46569	37674	6417	2478	30271	24527	4181	1563
Not specified	131	105	14	12	120	96	12	12

**16.5. DISABLED PERSONS BY NUMBER OF DISABILITIES⁽¹⁾, SEX AND AGE, 1390 CENSUS
(continued)**

Sex and age	Settled in rural areas			
	Total	One type of disability	Two types of disability	Three and more types of disability
Male	216777	173062	30792	12923
0 – 4 years.....	4594	3436	741	417
5 – 9 years.....	10091	7384	1722	985
10 – 14 years.....	11973	9067	1878	1028
15 – 19 years.....	17346	13365	2568	1413
20 – 24 years.....	22840	17698	3515	1627
25 – 29 years.....	22378	17756	3199	1423
30 – 34 years.....	20163	16283	2797	1083
35 – 39 years.....	17378	14223	2327	828
40 – 44 years.....	15849	12968	2169	712
45 – 49 years.....	13407	11028	1794	585
50 – 54 years.....	11381	9388	1541	452
55 – 59 years.....	8711	7221	1094	396
60 – 64 years.....	6654	5580	816	258
65 – 69 years.....	5920	4842	806	272
70 – 74 years.....	7085	5885	904	296
75 years and over.....	20964	16920	2920	1124
Not specified.....	43	18	1	24
Female	131093	102305	20104	8684
0 – 4 years.....	3627	2741	524	362
5 – 9 years.....	6955	5084	1160	711
10 – 14 years.....	8134	6046	1308	780
15 – 19 years.....	10168	7691	1621	856
20 – 24 years.....	12217	9065	2121	1031
25 – 29 years.....	12168	9307	2006	855
30 – 34 years.....	10753	8402	1706	645
35 – 39 years.....	9355	7412	1443	500
40 – 44 years.....	7693	6121	1171	401
45 – 49 years.....	6264	4957	988	319
50 – 54 years.....	6077	4892	884	301
55 – 59 years.....	5596	4538	804	254
60 – 64 years.....	5281	4321	710	250
65 – 69 years.....	4817	3986	616	215
70 – 74 years.....	5698	4599	808	291
75 years and over.....	16279	13134	2232	913
Not specified.....	11	9	2	0

1. Including blindness, deafness, voice and speech disorder, hand amputation, hand impairment, leg amputation, leg impairment, torso impairment and mental disorder.

2. Difference between the total and sum of parts is due to the inclusion in the total of the data related to unsettled population with disability.

Source: Statistical Centre of Iran.

16.6. DISABLED PERSONS BY TYPE OF DISABILITIES, SEX AND AGE, 1390 CENSUS

Sex and age	Total country ⁽¹⁾								
	Blind	Deaf	Voice and speech disorder	Hand amputation	Hand impairment	Leg amputation	Leg impairment	Torso impairment	Mental disorder
Both sexes	98977	99602	136829	25615	127939	47278	263142	137912	333996
0 – 4 years.....	2307	2291	5012	419	2329	505	5159	3471	7825
5 – 9 years.....	3126	4583	13208	662	4193	1012	8665	6214	21893
10 – 14 years.....	3815	5542	12405	717	5046	1146	9721	6858	29764
15 – 19 years.....	4996	7835	13610	1133	7377	1596	12787	8359	38691
20 – 24 years.....	6100	10049	16315	2118	10862	2914	17858	11070	49823
25 – 29 years.....	6417	9886	15036	2532	12572	3701	21546	11516	47394
30 – 34 years.....	5473	7709	11558	2497	11363	3706	22309	10150	36064
35 – 39 years.....	4909	6131	8753	2349	10035	3715	21459	9077	24876
40 – 44 years.....	5189	6562	8330	2661	10992	5214	22786	9813	20993
45 – 49 years.....	5603	6038	6803	2731	11212	5425	20719	9837	15915
50 – 54 years.....	5940	5363	5922	2119	9048	4110	16182	8307	11410
55 – 59 years.....	5813	3925	4331	1540	7200	3092	12838	6917	7258
60 – 64 years.....	5776	3075	3324	1064	5262	2373	10839	5756	4799
65 – 69 years.....	5639	3176	2985	846	5954	2040	12432	5569	3438
70 – 74 years.....	6482	3333	2683	827	4845	1972	12995	6889	3594
75 years and over.....	21372	14078	6495	1394	9596	4753	34794	18064	9932
Not specified.....	20	26	59	6	53	4	53	45	327
Male.....	58521	56380	81771	20436	90083	34711	162822	83155	202449
0 – 4 years.....	1207	1294	2994	242	1337	290	2879	1907	4473
5 – 9 years.....	1736	2509	7982	369	2537	573	4992	3552	12909
10 – 14 years.....	2143	3121	7493	432	3091	676	5625	3938	17623
15 – 19 years.....	2884	4533	8536	799	5133	1096	8218	5063	23658
20 – 24 years.....	3772	5617	9862	1657	7885	2052	12115	7111	30447
25 – 29 years.....	3904	5445	8920	1990	9523	2806	14630	7336	28805
30 – 34 years.....	3409	4151	6747	2057	8482	2777	15145	6567	21794
35 – 39 years.....	3143	3359	4991	1993	7605	2878	14636	5923	15140
40 – 44 years.....	3447	3906	4942	2315	8740	4286	16351	6762	13252
45 – 49 years.....	3750	3734	4073	2386	9135	4638	15350	7240	10546
50 – 54 years.....	3741	3186	3484	1793	6816	3343	11192	5574	7337
55 – 59 years.....	3519	2261	2670	1260	5110	2306	7953	4279	4560
60 – 64 years.....	3169	1724	1960	849	3491	1635	6123	3169	2728
65 – 69 years.....	3125	1596	1739	663	2729	1366	5226	2813	2087
70 – 74 years.....	3659	1916	1637	631	2832	1267	5974	3650	1855
75 years and over.....	11904	8017	3701	995	5592	2721	16379	8243	4984
Not specified.....	9	11	40	5	45	1	34	28	251

16.6. DISABLED PERSONS BY TYPE OF DISABILITIES, SEX AND AGE, 1390 CENSUS**(continued)**

Sex and age	Total country ⁽¹⁾								
	Blind	Deaf	Voice and speech disorder	Hand amputation	Hand impairment	Leg amputation	Leg impairment	Torso impairment	Mental disorder
Female	40456	43222	55058	5179	37856	12567	100320	54757	131547
0 – 4 years	1100	997	2018	177	992	215	2280	1564	3352
5 – 9 years	1390	2074	5226	293	1656	439	3673	2662	8984
10 – 14 years	1672	2421	4912	285	1955	470	4096	2920	12141
15 – 19 years	2112	3302	5074	334	2244	500	4569	3296	15033
20 – 24 years	2328	4432	6453	461	2977	862	5743	3959	19376
25 – 29 years	2513	4441	6116	542	3049	895	6916	4180	18589
30 – 34 years	2064	3558	4811	440	2881	929	7164	3583	14270
35 – 39 years	1766	2772	3762	356	2430	837	6823	3154	9736
40 – 44 years	1742	2656	3388	346	2252	928	6435	3051	7741
45 – 49 years	1853	2304	2730	345	2077	787	5369	2597	5369
50 – 54 years	2199	2177	2438	326	2232	767	4990	2733	4073
55 – 59 years	2294	1664	1661	280	2090	786	4885	2638	2698
60 – 64 years	2607	1351	1364	215	1771	738	4716	2587	2071
65 – 69 years	2514	1580	1246	183	3225	674	7206	2756	1351
70 – 74 years	2823	1417	1046	196	2013	705	7021	3239	1739
75 years and over	9468	6061	2794	399	4004	2032	18415	9821	4948
Not specified	11	15	19	1	8	3	19	17	76

16.6. DISABLED PERSONS BY TYPE OF DISABILITIES, SEX AND AGE, 1390 CENSUS**(continued)**

Sex and age	Urban areas								
	Blind	Deaf	Voice and speech disorder	Hand amputation	Hand impairment	Leg amputation	Leg impairment	Torso impairment	Mental disorder
Both sexes	61073	63324	83528	17294	82907	32679	172867	89991	224796
0 – 4 years.....	1323	1472	3054	250	1408	301	3130	2035	5255
5 – 9 years.....	1909	2899	8231	420	2474	609	5211	3739	14679
10 – 14 years.....	2359	3593	7540	446	3026	703	6012	4320	20044
15 – 19 years.....	3025	5026	7896	672	4345	931	7692	5115	25365
20 – 24 years.....	3981	6451	9492	1342	6562	1729	10879	6917	33609
25 – 29 years.....	4300	6617	9111	1658	8151	2403	13740	7410	32824
30 – 34 years.....	3694	5098	6917	1640	7198	2387	14155	6519	24258
35 – 39 years.....	3226	3788	5035	1569	6241	2405	13980	5813	16035
40 – 44 years.....	3557	4371	5045	1934	7510	3926	16147	6881	14023
45 – 49 years.....	3874	4068	4342	2046	8069	4301	15282	7143	10864
50 – 54 years.....	3938	3612	3764	1529	6129	3118	11374	5806	7714
55 – 59 years.....	3734	2583	2788	1082	4736	2256	8580	4700	4930
60 – 64 years.....	3615	1923	2158	705	3477	1660	7053	3875	3295
65 – 69 years.....	3474	2092	2110	574	4386	1409	8832	3694	2363
70 – 74 years.....	3625	1914	1778	571	3107	1350	8488	4663	2434
75 years and over.....	11421	7795	4219	850	6060	3188	22279	11319	6816
Not specified.....	18	22	48	6	28	3	33	42	288
Male.....	36578	35985	50026	13919	58540	24271	106008	54820	136231
0 – 4 years.....	685	817	1841	139	810	180	1793	1131	3032
5 – 9 years.....	1095	1585	4975	226	1514	342	2936	2082	8581
10 – 14 years.....	1329	2024	4545	266	1816	420	3448	2480	11867
15 – 19 years.....	1731	2897	4958	457	3002	638	4953	3080	15418
20 – 24 years.....	2440	3574	5760	1051	4711	1223	7318	4423	20313
25 – 29 years.....	2631	3647	5401	1281	6207	1830	9296	4694	19897
30 – 34 years.....	2315	2752	3980	1349	5372	1784	9625	4172	14607
35 – 39 years.....	2068	2116	2902	1344	4782	1878	9537	3810	9840
40 – 44 years.....	2405	2665	3018	1701	6059	3245	11675	4802	8961
45 – 49 years.....	2644	2582	2651	1817	6716	3750	11560	5418	7320
50 – 54 years.....	2570	2207	2265	1312	4716	2565	7972	3990	5022
55 – 59 years.....	2309	1546	1764	907	3468	1721	5405	2998	3191
60 – 64 years.....	2095	1111	1325	572	2382	1170	4050	2235	1906
65 – 69 years.....	1963	1024	1202	453	1765	949	3289	1953	1467
70 – 74 years.....	2079	1098	1076	444	1812	850	3629	2573	1265
75 years and over.....	6210	4330	2334	595	3388	1725	9508	4953	3326
Not specified.....	9	10	29	5	20	1	14	26	218

16.6. DISABLED PERSONS BY TYPE OF DISABILITIES, SEX AND AGE, 1390 CENSUS**(continued)**

Sex and age	Urban areas								
	Blind	Deaf	Voice and speech disorder	Hand amputation	Hand impairment	Leg amputation	Leg impairment	Torso impairment	Mental disorder
<i>Female</i>	<i>24495</i>	<i>27339</i>	<i>33502</i>	<i>3375</i>	<i>24367</i>	<i>8408</i>	<i>66859</i>	<i>35171</i>	<i>88565</i>
0 – 4 years	638	655	1213	111	598	121	1337	904	2223
5 – 9 years	814	1314	3256	194	960	267	2275	1657	6098
10 – 14 years	1030	1569	2995	180	1210	283	2564	1840	8177
15 – 19 years	1294	2129	2938	215	1343	293	2739	2035	9947
20 – 24 years	1541	2877	3732	291	1851	506	3561	2494	13296
25 – 29 years	1669	2970	3710	377	1944	573	4444	2716	12927
30 – 34 years	1379	2346	2937	291	1826	603	4530	2347	9651
35 – 39 years	1158	1672	2133	225	1459	527	4443	2003	6195
40 – 44 years	1152	1706	2027	233	1451	681	4472	2079	5062
45 – 49 years	1230	1486	1691	229	1353	551	3722	1725	3544
50 – 54 years	1368	1405	1499	217	1413	553	3402	1816	2692
55 – 59 years	1425	1037	1024	175	1268	535	3175	1702	1739
60 – 64 years	1520	812	833	133	1095	490	3003	1640	1389
65 – 69 years	1511	1068	908	121	2621	460	5543	1741	896
70 – 74 years	1546	816	702	127	1295	500	4859	2090	1169
75 years and over	5211	3465	1885	255	2672	1463	12771	6366	3490
Not specified	9	12	19	1	8	2	19	16	70

16.6. DISABLED PERSONS BY TYPE OF DISABILITIES, SEX AND AGE, 1390 CENSUS**(continued)**

Sex and age	Rural areas								
	Blind	Deaf	Voice and speech disorder	Hand amputation	Hand impairment	Leg amputation	Leg impairment	Torso impairment	Mental disorder
Both sexes	37824	36183	53185	8311	44932	14558	90145	47825	109017
0 – 4 years.....	980	812	1951	169	917	201	2024	1429	2561
5 – 9 years.....	1215	1679	4965	242	1709	399	3442	2466	7203
10 – 14 years.....	1455	1941	4849	271	2017	440	3699	2534	9703
15 – 19 years.....	1964	2805	5703	460	3024	663	5085	3235	13302
20 – 24 years.....	2117	3578	6799	775	4284	1183	6965	4137	16171
25 – 29 years.....	2111	3259	5916	874	4409	1296	7800	4098	14544
30 – 34 years.....	1772	2602	4629	853	4158	1311	8136	3625	11789
35 – 39 years.....	1679	2339	3711	779	3790	1310	7472	3257	8822
40 – 44 years.....	1627	2186	3278	727	3478	1286	6634	2929	6963
45 – 49 years.....	1723	1969	2459	685	3133	1122	5435	2689	5046
50 – 54 years.....	1996	1748	2155	589	2915	989	4802	2500	3695
55 – 59 years.....	2077	1341	1543	457	2460	835	4250	2215	2327
60 – 64 years.....	2155	1150	1164	359	1783	711	3778	1876	1501
65 – 69 years.....	2163	1083	875	272	1565	629	3598	1873	1075
70 – 74 years.....	2853	1414	905	256	1734	620	4503	2224	1160
75 years and over.....	9935	6273	2272	543	3531	1562	12502	6735	3116
Not specified.....	2	4	11	0	25	1	20	3	39
Male.....	21896	20334	31673	6512	31475	10413	56729	28267	66116
0 – 4 years.....	520	472	1148	103	526	110	1084	771	1435
5 – 9 years.....	640	921	2998	143	1017	229	2049	1464	4322
10 – 14 years.....	814	1092	2938	166	1273	255	2169	1455	5745
15 – 19 years.....	1152	1633	3573	341	2126	456	3256	1975	8228
20 – 24 years.....	1331	2027	4085	605	3162	828	4786	2676	10109
25 – 29 years.....	1267	1791	3512	709	3306	975	5332	2637	8894
30 – 34 years.....	1090	1395	2762	706	3106	987	5511	2391	7178
35 – 39 years.....	1073	1240	2085	649	2821	1000	5093	2108	5292
40 – 44 years.....	1037	1238	1921	614	2677	1040	4672	1957	4286
45 – 49 years.....	1103	1151	1421	569	2410	886	3788	1818	3225
50 – 54 years.....	1167	977	1217	481	2097	775	3215	1583	2314
55 – 59 years.....	1210	715	906	352	1640	585	2542	1279	1368
60 – 64 years.....	1070	612	633	277	1109	464	2070	932	819
65 – 69 years.....	1161	571	537	210	962	415	1935	859	620
70 – 74 years.....	1578	817	561	187	1016	415	2342	1075	590
75 years and over.....	5683	3681	1365	400	2202	993	6865	3285	1658
Not specified.....	0	1	11	0	25	0	20	2	33

16.6. DISABLED PERSONS BY TYPE OF DISABILITIES, SEX AND AGE, 1390 CENSUS**(continued)**

Sex and age	Rural areas								
	Blind	Deaf	Voice and speech disorder	Hand amputation	Hand impairment	Leg amputation	Leg impairment	Torso impairment	Mental disorder
Female.....	15928	15849	21512	1799	13457	4145	33416	19558	42901
0 – 4 years	460	340	803	66	391	91	940	658	1126
5 – 9 years	575	758	1967	99	692	170	1393	1002	2881
10 – 14 years	641	849	1911	105	744	185	1530	1079	3958
15 – 19 years	812	1172	2130	119	898	207	1829	1260	5074
20 – 24 years	786	1551	2714	170	1122	355	2179	1461	6062
25 – 29 years	844	1468	2404	165	1103	321	2468	1461	5650
30 – 34 years	682	1207	1867	147	1052	324	2625	1234	4611
35 – 39 years	606	1099	1626	130	969	310	2379	1149	3530
40 – 44 years	590	948	1357	113	801	246	1962	972	2677
45 – 49 years	620	818	1038	116	723	236	1647	871	1821
50 – 54 years	829	771	938	108	818	214	1587	917	1381
55 – 59 years	867	626	637	105	820	250	1708	936	959
60 – 64 years	1085	538	531	82	674	247	1708	944	682
65 – 69 years	1002	512	338	62	603	214	1663	1014	455
70 – 74 years	1275	597	344	69	718	205	2161	1149	570
75 years and over.....	4252	2592	907	143	1329	569	5637	3450	1458
Not specified	2	3	0	0	0	1	0	1	6

1. Difference between the total and sum of parts is due to the inclusion in the total of the data related to unsettled population with disability.

Source: Statistical Centre of Iran.

16.7. DISABLED PERSONS BY TYPE OF DISABILITY AND OSTAN: 1390 CENSUS

Ostan	Blind	Deaf	Voice and speech disorder	Hand amputation	Hand impairment	Leg amputation	Leg impairment	Torso impairment	Mental disorder
Total country..	98977	99602	136829	25615	127939	47278	263142	137912	333996
East Azarbayejan.....	4012	4722	5662	1065	4522	1896	10497	5151	15374
West Azarbayejan.....	3533	3585	5410	1153	5049	2090	10607	5409	12577
Ardebil	1788	2015	2686	365	1876	802	4063	1762	5873
Esfahan.....	6283	7060	8899	1978	9013	3555	19351	10589	25338
Alborz.....	2120	2359	3061	834	3275	1344	6529	3030	8338
Ilam.....	834	916	1302	293	1152	466	1867	1034	2661
Bushehr	1391	1210	2110	209	1526	524	3167	1808	4378
Tehran	10881	12007	14180	3532	17414	6001	34419	19509	44749
Chaharmahal ... & Bakhtiari ...	1353	1364	1787	301	1613	621	3660	2024	4669
South Khorasan.....	7567	8205	11947	2207	11636	3945	23275	11474	31620
Khorasan-e- Razavi.....	834	916	1302	293	1152	466	1867	1034	2661
North Khorasan.....	1122	1452	2067	335	1727	588	3770	1564	4609
Khuzestan	8023	6424	9090	1374	7837	2963	16650	8678	21028
Zanjan.....	1272	1299	1732	382	1636	605	3099	1560	3965
Semnan.....	649	720	934	188	793	446	1684	871	2603
Sistan & Baluchestan	4060	2760	4655	549	3300	1030	6095	3902	9739
Fars	7341	7607	10820	1833	9330	3398	19856	9856	23320
Qazvin	1416	1593	1969	380	1701	601	3348	1655	4657
Qom	1555	1557	1730	438	1932	799	4415	2156	5367
Kordestan.....	2342	2210	3289	693	3407	1254	5732	3668	6818
Kerman.....	4091	3382	4804	807	4403	1601	8641	4750	11628
Kermanshah	3374	3210	4239	948	4313	1579	7438	4180	9044
Kohgiluyeh & Boyerahmad	1108	1121	1846	286	1376	443	2588	1468	3124
Golestan	2459	2566	3992	642	4011	1283	8858	3604	9010
Gilan	2671	3701	6300	858	4999	1790	10423	5599	12610
Lorestan	2848	2699	3278	631	3425	1349	6218	3088	7751
Mazandaran	3876	4252	6722	1111	5770	2173	11796	6357	14098
Markazi	1982	2040	2505	532	2359	1000	5644	2614	6472
Hormozgan	3664	2117	2786	376	2079	744	4764	2670	5684
Hamedan	2591	2711	3214	679	3205	1283	7157	3441	8008
Yazd.....	1633	1479	1955	384	1595	689	4387	2825	4960

Source: Statistical Centre of Iran

**16.8. SERVICE PROVIDING UNITS AND AID RECIPIENTS SUPPORTED BY EMAM
KHOMEINI RELIEF COMMITTEE AND THE AMOUNTS PAID** *(mln rials)*

Year and Ostan	Units	Supported household	Households with supported women head	Supported people	Ad hoc aid recipients
1375.....	1138	1123607	572021	3242665	779947
1380.....	1884	1454899	749726	4150160	1915620
1385.....	1357	1645940	841639	4150500	2908201
1389.....	1347	1865311	1029398	4311567	2550724
1390.....	1120	1750799	983209	3883387	1690447
1391.....	1254	1782674	1010726	3841753	1509072
1392.....	1200	1851094	1049871	3985429	2020242
1393.....	1190	1883042	1066437	4043011	1414337
East Azarbayejan.....	40	76351	41368	157858	57224
West Azarbayejan	36	72298	38888	153564	41361
Ardebil	25	31464	18084	62553	38087
Esfahan.....	55	98110	58344	182550	47395
Alborz	21	22888	17032	40272	53061
Ilam	32	26693	11659	72133	13863
Bushehr	29	31997	18344	69391	8286
Tehran	61	69973	53591	134311	131258
Chaharmahal	27	31301	16442	66403	24319
& Bakhtiari.....	27	36922	16571	82443	115689
South Khorasan.....	69	158632	93530	367640	55225
Khorasan-e-Razavi.....	29	31997	18344	69391	8286
North Khorasan.....	22	35414	21431	71384	14854
Khuzestan.....	65	97885	55444	230399	40109
Zanjan	23	22071	14256	40033	19378
Semnan.....	23	11394	7278	21064	13706
Sistan & Baluchestan	46	106592	58628	267857	34637
Fars.....	94	141511	81556	323140	68301
Qazvin	37	25081	15605	45605	53192
Qom.....	19	21232	12577	38070	12947
Kordestan	23	56370	27960	120952	17775
Kerman.....	51	92836	49900	214034	63037
Kermanshah	39	62669	35019	139854	22
Kohgiluyeh & Boyerahmad	28	34036	14868	91755	208332
Golestan	23	55084	35561	103933	34915
Gilan.....	38	134299	67341	238405	56386
Lorestan.....	39	77618	41401	180977	23603
Mazandaran.....	39	66165	41127	118952	37398
Markazi	24	46634	26290	90266	32242
Hormozgan.....	52	63758	35528	173233	26685
Hamedan	49	46846	28354	88109	30236
Central office.....	8	0	0	0	0

**16.8. SERVICE PROVIDING UNITS AND AID RECIPIENTS SUPPORTED BY EMAM
KHOMEINI RELIEF COMMITTEE AND THE AMOUNTS PAID(continued) (mln rials)**

Year and Ostan	Supported the elderly	Supported orphans	Supporters of orphans	Total amounts paid to the aid recipients
1375.....	-	595470	-	-
1380.....	1138220	590343	27946	-
1385.....	1301898	435430	226993	-
1389.....	1475181	364986	504202	-
1390.....	1434170	324758	567229	-
1391.....	1471487	290913	632964	-
1392.....	1510238	275840	709090	-
1393.....	1525029	273703	739129	-
East Azarbayejan.....	58751	5109	29519	-
West Azarbayejan	48163	8205	20148	-
Ardebil	27146	2695	13112	-
Esfahan.....	84928	8173	37905	-
Alborz	15624	2199	24885	-
Ilam	24455	6922	20505	-
Bushehr	26680	2890	8223	-
Tehran	38308	19204	59379	-
Chaharmahal	31272	5273	10915	-
& Bakhtiari.....	34448	3621	16656	-
South Khorasan.....	24455	6922	20505	-
Khorasan-e-Razavi.....	141686	15188	69330	-
North Khorasan.....	31480	5144	25567	-
Khuzestan.....	72011	12022	35609	-
Zanjan	18125	1786	11877	-
Semnan.....	8615	1137	8867	-
Sistan & Baluchestan	86350	43817	21814	-
Fars	110837	13519	53337	-
Qazvin	23208	2208	22559	-
Qom.....	14654	2131	16632	-
Kordestan	45021	4418	13472	-
Kerman.....	73300	21251	26920	-
Kermanshah	50582	5746	20775	-
Kohgiluyeh & Boyerahmad	29706	6984	6053	-
Golestan	41227	7055	16854	-
Gilan.....	114145	6265	24102	-
Lorestan.....	68016	32752	18651	-
Mazandaran.....	52211	5078	29115	-
Markazi	45451	2746	14041	-
Hormozgan.....	56745	12375	18208	-
Hamedan	33961	6092	31430	-
Central office.....	0	0	0	-

Source: Emam Khomeini Relief Committee

16.9. SERVICES RENDERED TO AID RECIPIENTS AND AMOUNTS PAID BY EMAM**KHOMEINI RELIEF COMMITTEE⁽¹⁾****(mln rials)**

Year and Ostan	Medical services and insurance			Educational and cultural services		Constructional services ⁽²⁾	
	Regular recipients	Ad hoc recipients	Expenditures	Beneficiary students ⁽⁵⁾	Expenditures	Number	Amount
1375.....	4330000	110891	282195	769313	41506	26081	32479
1380.....	5346606	129733	461634	1089746	191536	69673	160657
1385.....	1349775	103058	677977	834255	501824	65800	337303
1388.....	1521430	70620	1243523	820869	773079	90045	1219661
1389.....	1385495	43175	1418247	700774	851592	111826	1318869
1390.....	1181207	59957	1398889	548001	582870	111532	914164
1391.....	1131281	55305	1395066	465842	758021	83489	869130
1392.....	1197666	40507	2270110	424651	1116035	65772	633394
East Azarbayejan.....	63125	64	90372	17760	36245	1913	32090
West Azarbayejan.....	61463	41	119705	16863	36906	2084	11035
Ardebil.....	23696	0	45298	6671	20538	3118	5835
Esfahan.....	60376	770	103317	17393	53897	2613	25025
Alborz.....	30823	987	46602	5293	17428	1102	16310
Ilam.....	28891	0	51973	9281	38627	861	4641
Bushehr.....	17815	16	36590	7228	19195	1666	12876
Tehran.....	98715	4405	202416	15902	97988	2134	32142
Chaharmahal & Bakhtiyari.....	6960	464	19070	6280	24024	2468	9801
South Khorasan.....	12315	1787	21071	10959	34888	1348	7459
Khorasan-e-Razavi.....	96229	1133	173134	24354	67976	3758	25905
North Khorasan.....	20216	115	27725	8392	17382	2978	21129
Khuzestan.....	89789	421	122314	31105	57236	3029	19610
Zanjan.....	12728	0	27763	4222	12565	1471	21704
Semnan.....	5561	2197	22280	3353	7651	1448	9176
Sistan & Baluchestan.....	43739	82	78784	35633	44062	1274	30441
Fars.....	78431	7241	226395	27640	88421	4273	37495
Qazvin.....	15224	2496	23827	4176	11970	1449	7423
Qom.....	29663	0	72353	5244	11427	940	17482
Kordestan.....	51150	0	76522	10379	31521	1302	66810
Kerman.....	45784	855	91841	27687	48967	3672	17931
Kermanshah.....	55533	782	109319	12915	42323	3008	30621
Kohgiluyeh & Boyerahmad.....	11974	0	24018	13544	35020	2495	9171
Golestan.....	23390	3	51735	9765	16886	1503	8739
Gilan.....	50055	5689	91969	13206	28889	1173	16511
Lorestan.....	59826	463	91052	26033	47368	1777	38776
Mazandaran.....	24000	5484	71934	9466	31457	3241	18564
Markazi.....	18722	14	32818	7450	23607	1673	12975
Hormozgan.....	29918	1465	44440	19884	57048	2934	26347
Hamedan.....	19962	1224	49341	11496	30501	2110	18493
Yazd.....	11593	0	22472	5077	19482	957	19651
Central office.....	0	2309	1660	0	4540	0	1226

16.9. SERVICES RENDERED TO AID RECIPIENTS AND AMOUNTS PAID BY EMAM**KHOMEINI RELIEF COMMITTEE⁽¹⁾ (continued)****(mln rials)**

Year and Ostan	Marriage aid		Self-sufficiency loan ⁽³⁾		Interest-free loan (Ghardh-al-hasana)		Aids for other cases ⁽⁴⁾
	Number	Amount	Number	Amount	Number	Amount	
1375.....	26085	33240	20251	52700	56938	25241	52856
1380.....	63727	107360	47342	433416	148723	254256	178387
1385.....	92398	328724	69340	3205037	287361	965951	1235162
1388.....	128199	551436	62566	3189721	323586	1728514	6311370
1389.....	104039	555197	73513	4827738	312276	1786031	11715630
1390.....	125194	541835	279304	12382467	326398	2337124	8023147
1391.....	79688	614626	206370	12382979	293892	2593359	8925456
1392.....	90854	915430	155910	10907251	293399	3252498	(6)846450
East Azarbayejan.....	4304	45805	7392	569128	10261	94905	97615
West Azarbayejan.....	3023	28394	6178	503534	7471	78429	11175
Ardebil.....	2148	19490	3769	210230	7888	81290	5670
Esfahan.....	5325	42213	11043	739439	19871	238387	18080
Alborz.....	1354	11927	3451	223140	3599	45413	7586
Ilam.....	1576	19303	4597	316948	6056	62414	4888
Bushehr.....	1466	16720	3133	245125	3028	51167	18000
Tehran.....	2554	31279	7928	613846	19790	241434	1713
Chaharmahal & Bakhtiari....	2481	17390	2914	159915	5503	71204	14750
South Khorasan.....	1608	23836	3502	213739	6926	67987	22253
Khorasan-e-Razavi.....	5688	72936	9031	661617	21178	195073	83188
North Khorasan.....	2911	21913	3431	269342	5626	62955	20235
Khuzestan.....	5133	55312	7481	428884	10709	141767	19892
Zanjan.....	1505	14547	2228	149500	4651	54476	0
Semnan.....	807	5575	1463	113932	3576	53395	12155
Sistan & Baluchestan.....	3443	43110	7453	467180	10928	98735	1000
Fars.....	5593	46792	10711	826543	18373	196169	65059
Qazvin.....	1643	14708	2277	140246	4992	45856	5645
Qom.....	1362	12793	2434	188676	5422	58438	5250
Kordestan.....	2738	28792	4376	362981	6813	87717	16895
Kerman.....	4606	45285	5778	387487	11747	124793	59495
Kermanshah.....	3406	39465	3226	249256	8566	103777	17782
Kohgiluyeh& Boyerahmad ...	3042	29406	1526	118538	6295	69986	9664
Golestan.....	2415	26320	3171	228293	9156	86448	21429
Gilan.....	4864	35601	4209	314570	16761	147080	74100
Lorestan.....	3979	37212	4147	274710	8543	83125	85122
Mazandaran.....	2682	37660	7509	603551	10856	117512	7845
Markazi.....	2073	20717	3090	207677	7234	72588	22373
Hormozgan.....	3475	27845	6136	449128	4548	56065	97161
Hamedan.....	2599	31411	9055	458536	6064	63024	15531
Yazd.....	1051	11668	3271	211560	3580	55463	4899
Central office.....	0	5	0	0	17388	245426	0

1. Not available until the year 1393.

2. Including construction, repair and reconstruction of residential units and self-sufficiency work places of supported aid recipients.

3. Including paid loans from the credits of the need's employment fund and banks' facilities.

4. Including paid loans from the banks facilities.

5. Including the number of supported pupils, university students and religious scholars.

6. The figure shows the total amount paid to aid recipients. Decrease in the 1392 information compared to the previous year is due to exclusion of some expenses which were not related to aid recipients but included in the previous years.

Source: Emam Khomeini Relief Committee.

16.10. SHAHED HOUSEHOLDS AND TOTAL PERSONS SUPPORTED BY MARTYR AND DEVOTEES' AFFAIRS FOUNDATION BY TYPE OF RELATIVES

Year and Ostan	Total	Parents	Wife and children
1375.....	498319
1380.....	484083
1385.....	463463	246861	216602
1389.....	471693	225637	246056
1390.....	449271	205790	243481
1391.....	431785	189849	241936
1392.....	408606	176267	232339
1393.....	402145	170177	231968
East Azarbayejan.....	12769	6761	6008
West Azarbayejan	22659	6102	16557
Ardebil.....	4963	2535	2428
Esfahan	36109	19225	16884
Alborz.....	7946	3749	4197
Ilam	6701	2006	4695
Bushehr	3768	1572	2196
Tehran	52333	23464	28869
Chaharmahal & Bakhtiari.....	4228	2103	2125
South Khorasan	3094	1666	1428
Khorasan-e-Razavi	35587	13438	22149
North Khorasan	4595	1896	2699
Khuzestan	26213	9614	16599
Zanjan.....	5360	2413	2947
Semnan	4449	2187	2262
Sistan & Baluchestan	5880	1564	4316
Fars.....	25030	11569	13461
Qazvin	5033	2325	2708
Qom.....	8461	3701	4760
Kordestan	13699	3235	10464
Kerman	11961	5545	6416
Kermanshah.....	21517	5605	15912
Kohgiluyeh& Boyerahmad	3690	1629	2061
Golestan.....	6361	2962	3399
Gilan.....	10001	5777	4224
Lorestan.....	12482	4439	8043
Mazandaran	17194	8868	8326
Markazi	9422	4539	4883
Hormozgan.....	2584	989	1595
Hamedan	12337	5286	7051
Yazd	5719	3413	2306

Source: Martyr and Devotees' Affairs Foundation.

16.11. PENSIONER AND SALARIED SHAHED HOUSEHOLDS SUPPORTED BY MARTYR AND DEVOTEES' AFFAIRS FOUNDATION AND AMOUNTS PAID (mln rials)

Year	Total		Salaried		Pensioner	
	Number	Amount	Number	Amount	Number	Amount
1375.....	216131	680870
1380.....	216885	2233537
1385.....	218624	6675205
1389.....	206511	15251560	73259	6576003	133252	8675557
1390.....	201949	16510896	78746	7391493	123203	9119403
1391.....	199209	21269773	77652	11349472	121557	9920301
1392.....	194677	26823732	76541	14993088	118136	11830644
1393.....	189450	31507329	75094	18165574	114356	13341755
East Azarbayejan.....	7590	1211308	2855	664082	4735	547226
West Azarbayejan.....	8163	1402925	4165	946830	3998	456095
Ardebil.....	2749	417177	1008	223182	1741	193995
Esfahan.....	19156	3111867	6175	1526078	12981	1585788
Alborz.....	3819	650070	1364	362937	2455	287132
Ilam.....	2456	415495	1255	273607	1201	141888
Bushehr.....	1854	292936	708	170623	1146	122313
Tehran.....	26048	4621420	9596	2630587	16452	1990833
Chaharmahal & Bakhtiyari.....	2160	360401	853	211246	1307	149155
South Khorasan.....	1673	269461	599	148238	1074	121223
Khorasan-e-Razavi.....	15891	2706170	7101	1695591	8790	1010579
North Khorasan.....	2263	370356	990	229746	1273	140610
Khuzestan.....	10726	1627324	3660	795529	7066	831795
Zanjan.....	2611	448741	1193	286578	1418	162164
Semnan.....	2224	396138	868	236682	1356	159455
Sistan & Baluchestan.....	2095	360175	1124	252698	971	107477
Fars.....	12822	2083597	4815	1186132	8007	897465
Qazvin.....	2589	411860	943	227007	1646	184853
Qom.....	4120	684462	1670	386116	2450	298346
Kordestan.....	4550	730822	2219	459208	2331	271614
Kerman.....	5925	993621	2318	581267	3607	412354
Kermanshah.....	7902	1320209	3945	867366	3957	452843
Kohgiluyeh& Boyerahmad.....	1997	346629	1049	247525	948	99104
Golestan.....	3199	528684	1180	297763	2019	230921
Gilan.....	5787	895393	1813	437207	3974	458185
Lorestan.....	5324	951658	2874	675229	2450	276429
Mazandaran.....	8853	1450184	3030	770078	5823	680106
Markazi.....	4753	770201	1923	447581	2830	322620
Hormozgan.....	1159	182383	466	104657	693	77726
Hamedan.....	5802	978331	2344	565921	3458	412410
Yazd.....	3190	517331	991	258282	2199	259049

Source: Martyr and Devotees' Affairs Foundation.

**16.12. SERVICES RENDERED TO SHAHED, JANBAZAN AND AZADEGAN'S⁽¹⁾
HOUSEHOLDS SUPPORTED BY MARTYR AND DEVOTEES' AFFAIRS
FOUNDATION AND AMOUNTS PAID** (mln rials)

Year	Vocational training and employment		Medical services ⁽²⁾		Educational services	
	Number	Amount	Case	Expenses	Person	Expenses
1375.....	7000	5665	63138	4539	105489	55000
1380.....	1200	2400	32000	14000	70763	95723
1385.....	31368	209748	...	567727	179586	550902
1389.....	23628	144554	...	588041	194073	980482
1390.....	28205	157702	...	571506	200310	1419800
1391.....	11993	58211	...	399953	204737	1001800
1392.....	17160	171600	...	565136	225397	1937676
1393.....	16000	160000	...	10091200	222768	2166903

Year	Cultural services		Housing		Marriage aid		Aids for other cases ⁽³⁾
	Case	Expenses	Number	Amount	Number	Amount	
1375.....	348803	26353	10424	58303	4245	16009	⁽⁴⁾ 54618
1380.....	305258	28856	13420	80411	7055	45652	148329
1385.....	205761	44337	49529	5224763	8521	85210	747885
1389.....	...	236561	48511	9135834	12316	147795	2115880
1390.....	...	235870	37475	11265760	12381	148575	2657295
1391.....	...	61213	28774	9713673	3583	43005	3168076
1392.....	...	77787	⁽⁵⁾ 33978	⁽⁵⁾ 16748599	7343	88100	4132771
1393.....	...	76437	*35885	*20909648	0	0	40248

1. Data related to the years 1375 and 1380 is just for the services rendered to the Shahed households.

2. Including providing Health, drugs and facilities, (Public Medical Treatment and Janbazan Complementary Insurance from the year 1393).

3. Including cash and in-kind aids for, holding ceremonies, social assistance, etc Public Medical Treatment and Janbazan Complementary Insurance in the year 1393 and before).

4. Including aids for Shahed University.

5. Revised figures.

Source: Martyr and Devotees' Affairs Foundation.

**16.13. NUMBER OF JANBAZAN SUPPORTED BY MARTYR AND DEVOTEES' AFFAIRS
FOUNDATION BY DEGREE OF DISABILITY AT THE END OF THE YEAR**

Year and Ostan	Total ⁽¹⁾	Up to 25 percent	25-39 percent	40-49 percent	50-69 percent	70 percent
1375	325612	96744
1380	418098	155767
1385	516597	276270	146360	26142	22139	8360
1389	552176	316281	158891	26916	24006	9019
1390	554692	319522	161287	27110	24364	9244
1391	560915	326746	163538	27298	24615	9376
1392	548499	321993	165140	27267	24755	9344
1393	554990	325784	167430	27268	25053	9455
East Azarbayejan	21283	12369	6839	1028	749	298
West Azarbayejan	18470	11007	5499	945	685	334
Ardebi	9333	5896	2707	346	267	117
Esfahan	49148	27825	14003	2959	3247	1114
Alborz	10874	6429	3187	522	528	208
Ilam	11025	6791	3265	441	377	151
Bushehr	6286	3781	1907	297	233	68
Tehran	70270	37113	22316	4143	4782	1916
Chaharmahal & Bakhtiyari	7053	4085	2233	298	306	131
South Khorasan	4164	2776	1077	168	106	37
Khorasan-e-Razavi	47285	28341	14083	2394	1809	658
North Khorasan	7017	4550	1866	288	224	89
Khuzestan	33947	21784	8259	1761	1608	535
Zanjan	6991	4038	2286	318	248	101
Semnan	7522	5082	1815	233	274	118
Sistan & Baluchestan	4040	2156	1488	185	159	52
Fars	39072	23965	11318	1675	1479	635
Qazvin	6885	4020	2199	303	277	86
Qom	11378	6485	3461	563	623	246
Kordestan	8957	4542	3094	660	458	203
Kerman	18773	10818	6004	962	770	219
Kermanshah	20282	10787	6668	1113	1306	408
Kohgiluyeh & Boyer-Ahmad	9254	6001	2619	303	255	76
Golestan	13010	8091	3960	471	345	143
Gilan	21958	12616	7674	716	704	248
Lorestan	15605	9530	4527	653	655	240
Mazandaran	31745	18001	10724	1578	1029	413
Markazi	14077	8645	4117	618	514	183
Hormozgan	2658	1445	941	129	95	48
Hamedan	17074	10727	4919	662	548	218
Yazd	9554	6088	2375	536	393	162

1. The difference between the total and the parts (the year 1391 and previous years) is due to statistics for people whose degree of disability has not been determined.

Source: Martyr and Devotees' Affairs Foundation.

**16.14. JANBAZ PENSIONERS SUPPORTED BY MARTYR AND DEVOTEES' AFFAIRS
FOUNDATION AND AMOUNTS PAID TO THEM⁽¹⁾**

(mln rials)

Year and Ostan	Total payment	Employment state		Allowance for nursing		Living	Other payments ⁽¹⁾
		Amount	Number	Amount	Number		
1385.....	4580506	90499	3592794	41497	121708	53550	121708
1389.....	9673349 ⁽²⁾	91749	6778312	43925	591791	50178	591791
1390.....	10888108 ⁽²⁾	91573	7348442	44404	751362	50398	751362
1391.....	12823980 ⁽²⁾	91427	8353461	44623	903142	50733	903142
1392.....	16384687 ⁽²⁾	88570	10878552	43443	721605	50558	721605
1393.....	19495057⁽²⁾	90434	12987656	45019	3574146	50969	832699
East Azarbayejan.....	686198	3383	469640	1586	123530	1853	30074
West Azarbayejan.....	557217	2690	369242	1146	98857	1084	25533
Ardebil.....	279338	1365	189418	563	42862	639	12965
Esfahan.....	2041082	9278	1364508	5919	463247	6794	77664
Alborz.....	385235	1715	261418	986	76217	959	15744
Ilam.....	442369	2326	322874	653	54313	708	20717
Bushehr.....	200322	1020	148272	409	30587	320	7856
Tehran.....	2475360	9745	1454318	7781	658264	10896	99829
Chaharmahal & Bakhtiari.....	276981	1192	170075	639	48514	1128	12018
South Khorasan.....	93997	431	61336	281	20198	250	3834
Khorasan-e-Razavi.....	1745992	7761	1140105	3992	297006	3899	74469
North Khorasan.....	216057	932	130950	443	34426	441	10662
Khuzestan.....	909602	4151	585883	2291	189786	2342	38602
Zanjan.....	239537	1180	165183	486	38499	537	10298
Semnan.....	199246	925	132609	533	42076	682	7700
Sistan & Baluchestan.....	104911	488	69984	282	23191	363	4361
Fars.....	1315546	5812	850220	2652	220111	2912	57999
Qazvin.....	285657	1462	206716	498	37394	358	12408
Qom.....	613307	2912	444224	1128	88152	1072	26978
Kordestan.....	483181	2735	366645	791	64384	427	21573
Kerman.....	604711	2766	405341	1380	103202	1613	25005
Kermanshah.....	900509	4602	623917	1813	143509	2192	39749
Kohgiluyeh & Boyerahmad.....	275833	1274	185585	509	35968	455	12503
Golestan.....	398866	1865	262709	679	54242	1006	17799
Gilan.....	715194	3918	527919	1296	100320	1451	33308
Lorestan.....	496238	2366	335605	1043	83018	990	21905
Mazandaran.....	1098713	5230	758192	2234	168259	2293	47321
Markazi.....	540556	2780	387564	990	75551	918	23586
Hormozgan.....	86021	400	56899	168	14158	134	4019
Hamedan.....	541807	2474	353836	1113	84366	1138	24474
Yazd.....	285473	1256	186468	735	59939	1113	11745

1. Including payments for education, marriage, livelihood, new year gift, telephone line, etc.

2. Difference between the total and sum of parts is due to an amount called pension that were not paid for the years 1385 and 1386 but in the year 1387 they were paid to some eligible janbazans (according to the regulations) based on a new definition and a different basis.

Source: Martyr and Devotees' Affairs Foundation

16.15. RELIEF AND RESCUE ACTIVITIES UNDERTAKEN BY THE RED CRESCENT SOCIETY OF THE I.R. OF IRAN ⁽¹⁾

Year and Ostan	Earthquake			Flood		
	Number of catastrophes	Number of undertaken operations	Injured (person)	Number of catastrophes	Number of undertaken operations	Injured (person)
1385	439	439	1444	905	905	566
1389	406	406	526	1651	1651	653
1390	245	245	236	876	876	228
1391	217	217	1989	655	655	570
1392	105	105	232	420	420	462
1393	123	123	439	479	479	242
East Azarbayejan	3	3	0	19	19	4
West Azarbayejan	2	2	0	39	39	3
Ardebil	0	0	0	10	10	0
Esfahan	0	0	0	16	16	3
Alborz	0	0	0	0	0	0
Ilam	6	6	439	6	6	1
Bushehr	12	12	0	15	15	4
Tehran	0	0	0	2	2	0
Chaharmahal & Bakhtiari	2	2	0	15	15	13
South Khorasan	3	3	0	23	23	12
Khorasan-e-Razavi	1	1	0	41	41	28
North Khorasan	2	2	0	22	22	2
Khuzestan	4	4	0	28	28	7
Zanjan	0	0	0	6	6	0
Semnan	3	3	0	21	21	11
Sistan & Baluchestan	1	1	0	18	18	5
Fars	13	13	0	24	24	2
Qazvin	1	1	0	4	4	0
Qom	0	0	0	0	0	0
Kordestan	2	2	0	5	5	0
Kerman	17	17	0	55	55	105
Kermanshah	4	4	0	6	6	0
Kohgiluyeh & Boyer-Ahmad	7	7	0	12	12	0
Golestan	9	9	0	12	12	10
Gilan	1	1	0	10	10	5
Lorestan	5	5	0	12	12	5
Mazandaran	1	1	0	34	34	21
Markazi	0	0	0	0	0	0
Hormozgan	22	22	0	17	17	1
Hamedan	1	1	0	5	5	0
Yazd	1	1	0	2	2	0

16.15. RELIEF AND RESCUE ACTIVITIES UNDERTAKEN BY THE RED CRESCENT SOCIETY OF THE I.R. OF IRAN⁽¹⁾ (Continued)

Year and Ostan	Other ⁽²⁾		
	Number of catastrophes	Number of undertaken operations	Injured (person)
1385	7718	7718	7985
1389	28007	28007	17532
1390	17223	17223	21252
1391	27695	27695	90253
1392	20454	20454	43691
1393	27506	27506	60923
East Azarbayejan	1024	1024	3161
West Azarbayejan	1049	1049	1981
Ardebil	401	401	911
Esfahan	3664	3664	6755
Alborz	834	834	2125
Ilam	263	263	571
Bushehr	344	344	739
Tehran	1359	1359	2544
Chaharmahal & Bakhtiyari	388	388	838
South Khorasan	834	834	1854
Khorasan-e-Razavi	1280	1280	6386
North Khorasan	551	551	1319
Khuzestan	559	559	1292
Zanjan	669	669	1217
Semnan	813	813	1638
Sistan & Baluchestan	499	499	1368
Fars	1438	1438	2816
Qazvin	1155	1155	2363
Qom	140	140	303
Kordestan	482	482	1148
Kerman	1580	1580	3129
Kermanshah	438	438	941
Kohgiluyeh & Boyer-Ahmad	355	355	804
Golestan	861	861	1707
Gilan	735	735	1345
Lorestan	695	695	1588
Mazandaran	2712	2712	4632
Markazi	785	785	1907
Hormozgan	422	422	791
Hamedan	782	782	1965
Yazd	395	395	785

1. Statistics only includes those catastrophes about which the Red Crescent Society has taken actions.

2. Including firing, snow-and-blizzard, climatic-ecological, sea-shore, falling debris, landslide, landslip, drought, thunderbolt, sand typhoon, cyclone, urban-industrial and factory, mountainous and aerial ones.

Source: Red Crescent Society of the I.R. of Iran.

16.16. NUMBER OF MEMBERS, VOLUNTEERS, AND RELIEF AND RESCUE WORKERS OF THE RED CRESCENT SOCIETY OF THE I. R. IRAN

Year	Members of the youth branches ⁽¹⁾			Members ⁽²⁾		
	Both sexes	Male	Female	Both sexes	Male	Female
1385	930154	31774	10163	21611
1389	1512287	45637	16140	29497
1390	1873435	50107	18267	31840
1391	2325600	19429	9325	10104
1392	⁽⁵⁾ 950000	25461	10899	14562
1393	1019676	581593	438083	26557	11491	15066

Year	Volunteers ⁽³⁾			Relief and rescue workers ⁽⁴⁾		
	Both sexes	Male	Female	Both sexes	Male	Female
1385	161546	80145	81401
1389	430920	206181	224739	50619
1390	741899	357033	384866	50619
1391	621989	298555	323434	42300	15305	7444
1392	626239	285653	340586	40180	14793	25387
1393	691215	317752	373463	50460	18532	31928

1. Including Ghonche Helal(the name of a young people group), labour, scholars of religious science, university students, school students, free and scouting groups.
 2. People who have financial contribution to the society.
 3. People who provide services and include participation, guiding, supporting and skill groups.
 4. The completed information on relief and rescue workers in the year 1391 is classified by the Relief and Rescue Club of Red Crescent Society which actively participate in aid operations throughout the country. It should be mentioned that in the years 1388, 1389, 1390 due to the fact that some of relief and rescue workers did not refer to the Red Crescent Society of I.R.Iran to receive their ranking, this number decreased in the years 1391.
 5. Decrease in the information in the year 1392 compared to the previous year is due to exclusion of the scouting members.
- Source: Red Crescent Society of the Islamic Republic of Iran.

16.17. THE PUBLIC TRAINING COURSES HELD BY THE RED CRESCENT SOCIETY OF THE I.R. IRAN AND NUMBER OF TRAINEES

Year and Ostan	Held training courses ⁽¹⁾	Trainees		
		Both sexes	Female	Male
1393	12160	315657	172439	143218
East Azarbayejan.....	339	10938	5766	5172
West Azarbayejan.....	0	0	0	0
Ardebil.....	219	4929	2803	2126
Esfahan.....	823	19581	11478	8103
Alborz.....	205	4541	2794	1747
Ilam.....	74	1814	1198	616
Bushehr.....	12	283	195	88
Tehran.....	1317	33629	22427	11202
Chaharmahal & Bakhtiyari.....	140	3096	1740	1356
South Khorasan.....	264	6758	3163	3595
Khorasan-e-Razavi.....	654	18111	8778	9333
North Khorasan.....	119	3340	1788	1552
Khuzestan.....	305	6792	3469	3323
Zanjan.....	124	3448	1239	2209
Semnan.....	112	2846	1567	1279
Sistan & Baluchestan.....	166	4242	1814	2428
Fars.....	1592	34611	19616	14995
Qazvin.....	295	7154	3351	3803
Qom.....	157	4836	2780	2056
Kordestan.....	96	1903	956	947
Kerman.....	288	7758	4181	3577
Kermanshah.....	487	14254	7221	7033
Kohgiluyeh& Boyerahmad.....	80	1725	706	1019
Golestan.....	338	8274	3053	5221
Gilan.....	428	12421	6738	5683
Lorestan.....	2140	64208	35948	28260
Mazandaran.....	296	5632	3039	2593
Markazi.....	279	7882	4483	3399
Hormozgan.....	266	6539	2417	4122
Hamedan.....	344	9173	5469	3704
Yazd.....	201	4939	2262	2677

1. Including first-aid training course for 35 hours for each person.

Source: Red Crescent Society of the Islamic Republic of Iran .

16.18. ESTABLISHMENTS COVERED BY SOCIAL SECURITY ORGANIZATION BY SIZE OF WORKERS AT THE END OF THE YEAR

Year and general department	Total	1-10 workers	11-50 workers	More than 50 workers	Other ⁽¹⁾
1375.....	662703
1380.....	802402
1385.....	1183999
1389.....	1528390
1390 ⁽²⁾	1235700
1391.....	1194781
1392.....	1257618
1393.....	1225192
East Azarbayejan.....	49299
West Azarbayejan	36688
Ardebil.....	22347
Esfahan.....	104981
Alborz.....	31015
Ilam	6214
Bushehr	17997
Chaharmahal&Bakhtiari.....	13192
South Khorasan	11347
Khorasan-e-Razavi	83610
North Khorasan	9563
Khuzestan.....	71371
Zanjan.....	13517
Semnan.....	16150
Sistan&Baluchestan	15552
Grand Tehran East	107357
Shahrestans of Tehran	45277
Grand Tehran West.	76641
Fars.....	76800
Qazvin.....	16049
Qom.....	15042
Kordestan	15491
Kerman.....	41812
Kermanshah.....	19670
Kohgiluyeh&Boyerahmad	9043
Golestan.....	46769
Gilan.....	36550
Lorestan.....	18527
Mazandaran.....	101591
Markazi	23598
Hormozgan.....	26034
Hamedan	22003
Yazd	24095

1. Including contracting with active contracts.

2. Decrease in the number of establishments covered in this year is due to the exclusion of drivers' establishments' Code as of the year 1390.

Source: Social Security Organization.

16.19. NUMBER OF PERSONS COVERED BY THE SOCIAL SECURITY ORGANIZATION

General department	Grand total	Insured persons			Pensioners		
		Total	Principal	Dependent	Total	Principal	Dependent
1375.....	22210740	20450058	5100535	15349523	1760682	949615	811067
1380.....	26505623	24196085	6357913	17838172	2309538	1208627	1100911
1385.....	27776257	24564317	7512024	17052293	3211940	1473112	1738828
1389.....	32455446	28411657	10573705	17837952	4043789	2032169	2011620
1390.....	34958052	30757716	11497089	19260627	4200336	2216607	1983729
1391.....	37547508	33008741	12286683	20722058	4538767	2386876	2151891
1392.....	39099380	34299692	12808047	21491645	4799688	2574692	2224996
1393.....	40291664	35150858	13344498	21806360	5140806	2791802	2349004
East Azarbayejan.....	2018726	1778139	663155	1114984	240587	130076	110511
West Azarbayejan	1126446	1034331	354855	679476	92115	53084	39031
Ardebil.....	559099	496069	174275	321794	63030	34732	28298
Esfahan.....	3281367	2824699	1098329	1726370	456668	246433	210235
Alborz.....	1348220	1111706	430876	680830	236514	124991	111523
Ilam	260661	235472	93107	142365	25189	13251	11938
Bushehr	910917	859308	360726	498582	51609	28825	22784
Chaharmahal&Bakhtiari.....	457502	409723	149059	260664	47779	26636	21143
South Khorasan	320930	290071	106656	183415	30859	16035	14824
Khorasan-e-Razavi	2640853	2344704	852667	1492037	296149	160778	135371
North Khorasan	314979	289022	103637	185385	25957	14998	10959
Khuzestan.....	2717003	2317857	782354	1535503	399146	217231	181915
Zanjan.....	524228	457916	174873	283043	66312	33630	32682
Semnan.....	469384	406028	156811	249217	63356	34475	28881
Sistan&Baluchestan	628535	570868	171604	399264	57667	30902	26765
Grand Tehran East.....	3421624	2956476	1262451	1694025	465148	267242	197906
Shahrestans of Tehran	1818360	1574521	581132	993389	243839	133455	110384
Grand Tehran West	3325797	2854378	1214602	1639776	471419	259757	211662
Fars.....	2065505	1799437	696511	1102926	266068	144518	121550
Qazvin	787261	634664	233507	401157	152597	69109	83488
Qom.....	707247	643177	220799	422378	64070	34366	29704
Kordestan	588480	535121	196656	338465	53359	30077	23282
Kerman.....	1267166	1119650	410714	708936	147516	85483	62033
Kermanshah.....	734108	647761	237750	410011	86347	49282	37065
Kohgiluyeh&Boyerahmad	284692	258434	86557	171877	26258	14870	11388
Golestan.....	729147	657854	242903	414951	71293	40890	30403
Gilan.....	1139062	926361	372707	553654	212701	115597	97104
Lorestan.....	694389	590163	208634	381529	104226	54700	49526
Mazandaran.....	1818749	1585907	612340	973567	232842	127601	105241
Markazi	919854	778930	293028	485902	140924	66065	74859
Hormozgan.....	858480	798921	294305	504616	59559	33484	26075
Hamedan	709035	631296	229685	401611	77739	43621	34118
Yazd	843858	731894	277233	454661	111964	55608	56356

Source: Social Security Organization.

16.20. THE PRINCIPAL INSURED PERSONS COVERED BY THE SOCIAL SECURITY ORGANIZATION BY TYPE OF INSURANCE AND OSTAN

General department	Total	Compulsory	Agreed	Unemployment	Special ⁽¹⁾
1375.....	5100535	4364332	×	75666	660537
1380.....	6357913	5349925	×	92994	914994
1385.....	7512024	6599278	×	150184	762562
1389.....	10573704	8457866	205889	161549	1748400
1390.....	11497089	8644429	205865	174644	2472151
1391.....	12286683	8805936	210086	192113	3078548
1392.....	12808047	8882535	224641	175045	3525826
1393.....	13344498	9256358	220514	168481	3699145
East Azarbayejan.....	663155	368725	7657	10548	276225
West Azarbayejan.....	354855	203647	7940	5656	137612
Ardebil.....	174275	103778	3233	1539	65725
Esfahan.....	1098329	721353	14558	16664	345754
Alborz.....	430876	283462	3363	10479	133572
Ilam.....	93107	56102	599	555	35851
Bushehr.....	360726	319547	6054	2196	32929
Chaharmahal& Bakhtiari.....	149059	76062	1188	1455	70354
South Khorasan.....	106656	68539	2368	664	35085
Khorasan-e-Razavi.....	852667	605725	17279	10302	219361
North Khorasan.....	103637	64925	969	671	37072
Khuzestan.....	782354	644704	4009	6234	127407
Zanjan.....	174873	105984	2327	3497	63065
Semnan.....	156811	111629	1516	2412	41254
Sistan & Baluchestan.....	171604	128410	4629	537	38028
Grand Tehran East.....	1262451	1006241	3656	13282	239272
Shahrestans of Tehran.....	581132	428648	515	10579	141390
Grand Tehran West.....	1214602	994128	15381	13614	191479
Fars.....	696511	434422	13383	9320	239386
Qazvin.....	233507	159139	1927	6773	65668
Qom.....	220799	114947	40504	1240	64108
Kordestan.....	196656	101230	5190	2566	87670
Kerman.....	410714	277395	4426	2354	126539
Kermanshah.....	237750	141228	2538	2497	91487
Kohgiluyeh & Boyerahmad.....	86557	67599	935	458	17565
Golestan.....	242903	162376	8271	3318	68938
Gilan.....	372707	221216	3823	6988	140680
Lorestan.....	208634	124712	2444	2029	79449
Mazandaran.....	612340	390617	27035	9402	185286
Markazi.....	293028	198295	2742	4984	87007
Hormozgan.....	294305	257748	3814	1205	31538
Hamedan.....	229685	117843	3345	2021	106476
Yazd.....	277233	195982	2896	2442	75913

1. Including insured persons in own account occupations, weavers, drivers, voluntary, construction workers and others.

Source: Social Security Organization.

16.21. THE SPECIAL INSURED PERSONS COVERED BY THE SOCIAL SECURITY ORGANIZATION BY TYPE OF INSURANCE AND OSTAN

General department	Total	Own account occupations	Weavers	Drivers	Voluntary	Construction workers	Others ⁽¹⁾
1375.....	660537	281089	×	263378	116070	×	×
1380.....	914994	382097	×	298556	234341	×	×
1385.....	762562	371649	109808	176956	104149	×	×
1389.....	1748400	437276	205628	604839	386012	114645	×
1390.....	2472151	604325	356745	727169	446182	337571	159
1391.....	3078548	722428	461475	866540	543553	481255	3297
1392.....	3525826	771650	556080	969083	611516	613622	387
1393.....	3699145	783984	517963	1059544	650003	665501	22150
East Azarbayejan.....	276225	53985	70843	68969	38194	42606	1628
West Azarbayejan.....	137612	20607	21827	50657	22779	20816	926
Ardebil.....	65725	9028	11747	22665	7557	14069	659
Esfahan.....	345754	73391	52923	95578	80913	41427	1522
Alborz.....	133572	20869	6861	36301	30863	38181	497
Ilam.....	35851	7248	6192	7984	1006	13361	60
Bushehr.....	32929	8101	1756	6827	2726	13423	96
Chaharmahal & Bakhtiari.....	70354	8031	18941	24697	5229	13273	183
South Khorasan.....	35085	10769	5470	10565	721	7376	184
Khorasan-e-Razavi.....	219361	55986	21558	80719	21087	38441	1570
North Khorasan.....	37072	9463	5746	10114	2303	9298	148
Khuzestan.....	127407	32343	3998	45770	26446	18142	708
Zanjan.....	63065	14788	16742	15578	3416	12321	220
Semnan.....	41254	9092	4695	12358	5078	9830	201
Sistan & Baluchestan.....	38028	11038	2453	14844	4199	5441	53
Grand Tehran East.....	239272	46294	7903	41580	106419	33860	3216
Shahrestans of Tehran.....	141390	18153	10026	43895	35631	31939	1746
Grand Tehran West.....	64108	13856	11364	17451	8570	12447	420
Fars.....	191479	39458	6327	27104	83049	33848	1693
Qazvin.....	239386	58224	36110	80611	24319	39041	1081
Qom.....	65668	11817	3586	27022	9412	13539	292
Kordestan.....	87670	14505	22611	21936	4890	23005	723
Kerman.....	126539	25306	23071	31096	16383	30287	396
Kermanshah.....	91487	17335	12575	34206	9478	17649	244
Kohgiluyeh & Boyerahmad.....	17565	4095	1854	4902	694	5938	82
Golestan.....	68938	15494	14536	19931	5939	12496	542
Gilan.....	140680	46529	14734	35289	25446	17926	756
Lorestan.....	79449	18686	9071	27589	6200	17665	238
Mazandaran.....	185286	49377	37554	54879	19975	22497	1004
Markazi.....	87007	16723	15791	26184	13212	14771	326
Hormozgan.....	31538	8865	2327	6746	5223	8261	116
Hamedan.....	106476	20889	20084	35339	10700	19173	291
Yazd.....	75913	13639	16687	20158	11946	13154	329

1. Including insured persons with low income (fishers, bee keepers, and employers)

Source: Social Security Organization.

16.22. WORK-RELATED INJURED INSURED PERSONS COVERED BY THE SOCIAL SECURITY ORGANIZATION BY INDUSTRY OF THE WORK PLACE

Industry	1375	1380	1385	1389
Total	14663	14114	23056	22559
Agriculture, forestry, hunting, fishing, and related activities.....	527	497	970	627
Mining and quarrying	856	641	698	916
Manufacture of food, beverages and tobacco.....	1058	959	1141	1007
Manufacture of textile, wearing apparel and footwear.....	1695	1029	846	754
Manufacture of wood, cork, furniture, paper, printing and publishing , leather and related products	721	670	883	828
Manufacture of chemicals, rubber, and coal-derived products	1942	1786	2310	2208
Basic metal industries, metal products, electric and non-electric machinery...	2748	3066	5371	5498
Other manufacturing industries	24	35	59	57
Construction	653	484	959	4502
Electricity, water, gas, steam, hygienic and firefighting services	126	114	174	264
Trade, banking, insurance, real estate, and related affairs.....	264	209	412	374
Transport, storage; and communications.....	576	670	832	548
Services	675	512	557	1205
Activities not classifiable	300	436	279	347
Activities not stated ⁽¹⁾	2498	3006	7565	3424

Industry	1390	1391	1392	1393
Total	20399	20532	19477	18916
Agriculture, forestry, hunting, fishing, and related activities	522	530	613	429
Mining and quarrying	847	735	913	962
Manufacture of food, beverages and tobacco	960	832	797	890
Manufacture of textile, wearing apparel and footwear	622	664	723	716
Manufacture of wood, cork, furniture, paper, printing and publishing , leather and related products	754	826	923	861
Manufacture of chemicals, rubber, and coal-derived products	1979	1825	1962	2223
Basic metal industries, metal products, electric and non-electric machinery..	4977	4777	4690	5052
Other manufacturing industries.....	50	58	56	88
Construction.....	4891	5479	4517	3198
Electricity, water, gas, steam, hygienic and firefighting services	250	239	218	241
Trade, banking, insurance, real estate, and related affairs	355	349	311	325
Transport, storage; and communications	325	334	241	236
Services.....	1005	1003	1033	1054
Activities not classifiable	269	200	218	223
Activities not stated ⁽¹⁾	2593	2681	2262	2418

1. Including contractual activities.

Source: Social Security Organization.

16.23. CASH AIDS AND COMPENSATIONS PAID TO THE INSURED PERSONS COVERED BY THE SOCIAL SECURITY ORGANIZATION (mln rials)

year	Total		Marriage aid		Maternity compensations	
	Number of cases	Amount	Number of cases	Amount	Number of cases	Amount
1375.....	216023	45966	25353	5972	8400	3458
1380.....	750460	190023	37871	26179	16726	19666
1385.....	1436619	893702	79103	135698	39695	90075
1389.....	1251511	2473436	96988	385343	93636	577378
1390.....	1137935	33175789 ⁽²⁾	94800	431268	100923	708811
1391.....	1067544	3818468 ⁽²⁾	94429	475309	123243	916494
1392.....	961131	4777908 ⁽²⁾	92168	569826	139651	1237683
1393.....	1185866	8149045	93380	738172	159795	1688312

Year	Physical disability compensation		Sickness compensation				Travel and accommodation subsidy for patient and escort	
	Number of cases	Amount	Work-related		Other causes		Number of cases	amount
			Number of cases	Amount	Number of cases	Amount		
1375.....	1226	1100	20261	4292	160783	31144
1380.....	1484	3106	27135	15796	199023	110681	20526	...
1385.....	974	9634	51426	64604	443210	463061	47359	...
1389.....	1706	18748	43322	116510	462727	1166029	29717	...
1390.....	1496	19924	40211	125496	452475	1299802	27545	23119
1391.....	2327	24172	45926	149088	465007	1480970	28316	30144
1392.....	1557	25193	38114	168177	445310	1774587	25652	34347
1393.....	910	25044	38584	203337	439290	2196407	23331	31652

year	Allowance for shrouding and burial		Prosthesis and orthosis		Other cash aids ⁽¹⁾
	Number of cases	Amount	Number of cases	Amount	
1375.....
1380.....	17230	...	430465
1385.....	22727	...	752125
1389.....	38207	...	485208
1390.....	38025	119894	382460	82965	506299
1391.....	38577	131508	269719	63817	546966
1392.....	39230	180699	179499	44391	743005
1393.....	41358	235917	389218	263205	2766999

1. Including annual salary compensation adjustment, annual aids adjustment, and

2. Revised figures.

Source: Social Security Organization.

16.24. PENSIONERS COVERED BY THE SOCIAL SECURITY ORGANIZATION AND AMOUNTS PAID TO THEM (mln rials)

Year	Total		Retirees	
	Number	Amount	Number	Amount
1375.....	949615	1950542	310005	844920
1380.....	1208627	6747787	419078	3519306
1385.....	1473112	32829720	685735	18689677
1389.....	2032169	90589269	999146	53838775
1390.....	2216607	108001416	1073939	64129657
1391.....	2386876	143097078	1187631	84408819
1392.....	2574692	190575342	1276314	115618487
1393.....	2791802	259462592	1394479	160061177

Year	The disabled				Pensioner's survivors		Other payments ⁽²⁾
	Work-related ⁽¹⁾		Other causes		Number	Amount	
	Number	Amount	Number	Amount			
1375.....	16341	22900	51200	108174	572069	492871	481678
1380.....	17767	80025	51242	344772	720540	1921985	881699
1385.....	20652	249790	60208	1123577	706517	7056229	5710447
1389.....	25530	772712	78759	2721135	928734	18887632	14369015
1390.....	26090	816362	83250	3231479	1033328	22635123	17188795
1391.....	27342	1035576	87743	3967513	1084160	29173707	24511463
1392.....	28399	1403175	92151	5130669	1177828	38440752	29982259
1393.....	29139	1526667	95896	7040340	1272288	51248372	39586036

1. Including total or partial disability.

2. Including child and wife allowances, new-year bonus, pensioners' coupons etc.

Source: Social Security Organization.

16.25. MEDICAL CENTRES OWNED BY AND CONTRACTED WITH SOCIAL SECURITY ORGANIZATION

Year and medical management	Owned centres				Centres of contract				
	Total	Hospital ⁽¹⁾	Public and specialized clinics	Dey clinic	Total	Hospital	Public and specialized clinics	Dey clinic	Medical and health centres
1380.....	313	55	246	12	5484	639	535	17	4293
1385.....	329	67	256	6	5779	673	840	63	4203
1389.....	341	67	267	7	6484	710	1186	79	4509
1390.....	342	67	268	7	5841	726	1311	83	3721
1391.....	349	68	274	7	5317	732	1405	88	3092
1392.....	350	69	274	7	5332	749	1498	88	2997
1393.....	354	71	276	7	2471	766	1607	98	(2)0
East Azarbayejan.....	14	2	12	0	131	40	88	3	0
West Azarbayejan.....	9	1	7	1	85	29	50	6	0
Ardebil.....	5	2	3	0	50	13	32	5	0
Esfahan.....	29	3	26	0	192	50	132	10	0
Alborz.....	8	1	6	1	97	15	76	6	0
Ilam.....	3	0	2	1	32	12	20	0	0
Bushehr.....	10	3	7	0	24	12	10	2	0
Tehran.....	38	11	25	2	411	93	306	12	0
Chaharmahal&Bakhtiyari.....	6	1	5	0	29	8	20	1	0
South khorasan.....	5	1	4	0	22	8	13	1	0
Khorasan-e-Razavi.....	19	3	16	0	246	51	187	8	0
North Khorasan.....	4	1	3	0	25	8	16	1	0
Khuzestan.....	30	6	23	1	117	44	67	6	0
Zanjan.....	7	2	5	0	32	11	20	1	0
Semnan.....	7	1	6	0	27	9	18	0	0
Sistan&Baluchestan.....	8	2	6	0	43	15	25	3	0
Fars.....	15	1	14	0	167	65	99	3	0
Qazvin.....	10	2	8	0	46	13	33	0	0
Qom.....	4	1	2	1	54	9	40	5	0
Kashan.....	3	1	2	0	13	7	5	1	0
Kordestan.....	5	2	3	0	28	16	12	0	0
Kerman.....	16	3	13	0	59	25	27	7	0
Kermanshah.....	6	2	4	0	59	21	37	1	0
Kohgiluyeh&Boyerahmad.....	4	1	3	0	31	6	22	3	0
Golestan.....	9	2	7	0	58	23	35	0	0
Gilan.....	13	1	12	0	69	32	35	2	0
Lorestan.....	11	3	8	0	39	20	17	2	0
Mazandaran.....	18	5	13	0	63	37	22	4	0
Markazi.....	9	3	6	0	49	16	32	1	0
Hormozgan.....	9	1	8	0	34	22	12	0	0
Hamedan.....	7	2	5	0	44	18	23	3	0
Yazd.....	13	1	12	0	95	18	76	1	0

1.Excluding Milad, Sadr and Alborz hospitals.

2.The number of Medical and Health Centres in the year 1393 was not published due to the lack of common and harmonized definition.

Source: Source: Social Security Organization

16.26. PRINCIPAL AND DEPENDENT INSURED PERSONS COVERED BY IRAN HEALTH INSURENCE ORGANIZATION⁽¹⁾

Year and Ostan	Total ⁽²⁾	Government employees	Iranian insurance	Public health insurance ⁽³⁾	Villagers	Others
1375.....	7442034	6197722	×	×	565835	678477
1380.....	31154929	6560733	×	×	22932829	1661367
1385.....	29062766	6995796	×	×	20206878	1860092
1389.....	35584106	6374970	4232012	×	23056455	1920669
1390.....	34327137	6288739	2653419	×	23470947	1914032
1391.....	34316566	6197545	3017239	×	23231185	1870597
1392.....	33762468	6123636	2611406	×	23173107	1854319
1393.....	39614490	5957673	577402	8500470	22857771	1721174
East Azarbayejan.....	2168113	289148	15084	441198	1352415	70268
West Azarbayejan.....	2059405	217312	13064	574151	1203675	51203
Ardebil.....	825390	105761	10599	181072	487981	39977
Esfahan.....	1719100	422205	16380	471500	693318	115697
Alborz.....	537121	113161	9784	307565	79240	27371
Ilam.....	392318	71246	955	47025	244596	28496
Bushehr.....	505334	82752	2402	44685	354125	21370
Tehran.....	3159845	964666	262235	1412149	365847	154948
Chaharmahal & Bakhtiyari .	637636	91248	2782	36830	483483	23293
South Khorasan.....	548346	73018	2572	45094	411164	16498
Khorasan-e-Razavi	3668842	451603	48196	1018298	1974230	176515
North Khorasan	686504	61201	1017	104433	497063	22790
Khuzestan.....	2463030	296500	24644	445639	1574722	121525
Zanjan.....	636570	78517	1804	91178	434669	30402
Semnan.....	230393	66272	1033	38027	111546	13515
Sistan & Baluchestan.....	2115343	173792	20520	291882	1607786	21363
Fars.....	2868248	404074	18471	461204	1858350	126149
Qazvin	560103	71968	2656	128339	334862	22278
Qom.....	422861	66604	14703	211342	52307	77905
Kordestan	1095036	122863	16333	306363	609084	40393
Kerman.....	1778048	234570	6572	178959	1304811	53136
Kermanshah.....	1209318	163441	22622	324986	636860	61409
Kohgiluyeh & Boyerahmad	470598	100306	1769	33776	299933	34814
Golestan.....	1327691	136813	10124	147075	989073	44606
Gilan.....	1558618	223892	6862	234367	1046760	46737
Lorestan.....	1117886	149318	4639	230260	678245	55424
Mazandaran	1817014	291800	10994	239418	1202258	72544
Markazi.....	594230	97474	2995	110127	345259	38375
Hormozgan.....	999681	104251	12605	76306	783704	22815
Hamedan	1102839	139523	9364	197546	690652	65754
Yazd	339029	92374	3622	69676	149753	23604

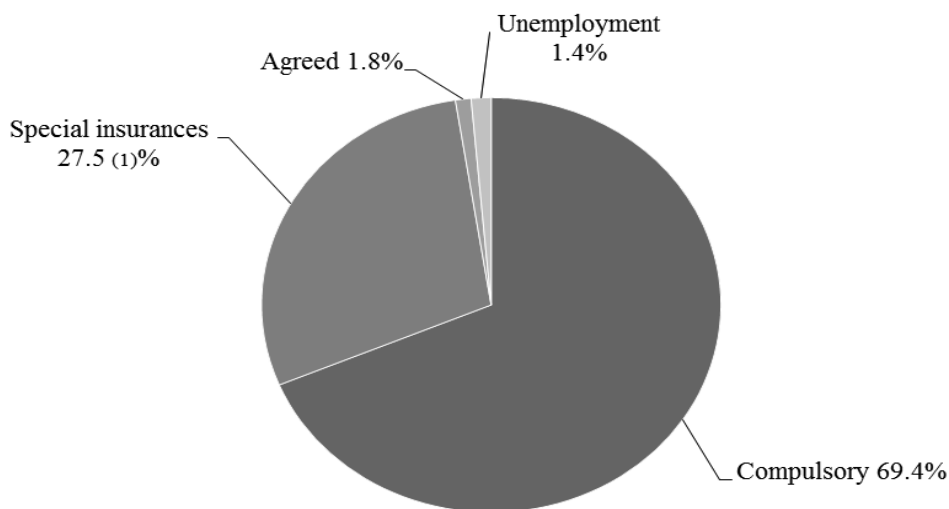
1. Since the first Mehr of the year 1391, the Medical Services Insurance Organization was renamed " the Iran Health Insurance organization".

2. The difference between the total and the parts is due to self-employed which were deleted from the year 1393.

3. With reference to the Fifth National Development Plan and aiming at covering those Iranian people having no insurance, this Fund was formed by the Decree of 11th President.

Source: Iran Health Insurance organization.

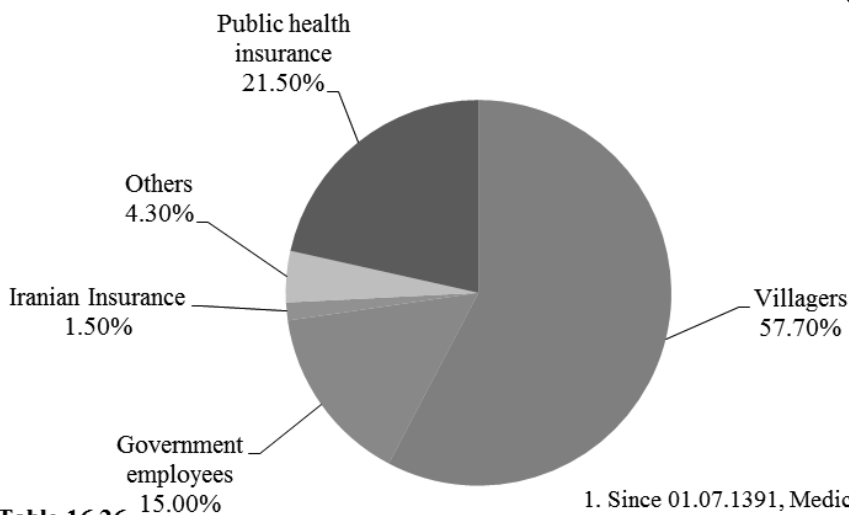
16.1. THE PRINCIPAL INSURED PERSONS COVERED BY THE SOCIAL SECURITY ORGANIZATION BY TYPE OF INSURANCE AT THE END OF THE YEAR 1393



1. Including insured persons in own account occupations, weavers, drivers, voluntary, construction workers and others.

For data see Table 16.20.

16.2. PRINCIPAL AND DEPENDENT INSURED PERSONS COVERED BY IRAN HEALTH INSURANCE ORGANIZATION(1)



For data see Table 16.26

1. Since 01.07.1391, Medical Services Insurance has been renamed Iran Health Insurance.

16.27. INSURED HOUSEHOLDS COVERED BY FARMERS, VILLAGERS AND NOMADS SOCIAL INSURANCE FUND

Year and Ostan	Insured people									
	Total		Farmers, villagers, nomads and others ⁽¹⁾		Covered by Emam Khomeini Relief Committee		Covered by State Welfare Organization		Pensioners ⁽²⁾	
	Principle	Dependent	Principle	Dependent	Principle	Dependent	Principle	Dependent	Principle	Dependent
1385.....	349743	818399	344223	805482	5458	12772	62	145	0	0
1389.....	875588	2048876	696243	1629209	145169	339695	34176	79972	51	8868
1390.....	962373	2251953	775447	1814546	145171	339700	41755	97707	116	12058
1391.....	1030592	2411585	843659	1974162	145171	339700	41762	97723	259	14846
1392.....	1133565	2652541	946627	2215107	145172	339702	41766	97732	402	17342
1393.....	1322726	3068413	1132519	2612832	146355	345578	43852	110003	777	21920
East Azarbayejan....	140269	304384	130195	282523	9057	19654	1017	2207	28	3313
West Azarbayejan ..	50605	111837	45168	99821	4250	9393	1187	2623	7	478
Ardebil.....	39793	95504	34022	81653	4602	11045	1169	2806	17	512
Esfahan.....	62731	116052	52038	96270	8922	16506	1771	3276	37	1377
Alborz.....	7379	12765	5821	10070	1518	2626	40	69	2	127
Ilam.....	19324	54880	15447	43869	2426	6890	1451	4121	6	138
Bushehr.....	10117	21651	6748	14441	2178	4661	1191	2549	3	59
Tehran.....	25542	44188	22115	38259	3018	5221	409	708	7	434
Chaharmaha& Bakhtiari.....	20632	51581	16536	41340	3071	7678	1025	2563	24	398
South Khorasan.....	24774	70110	20511	58046	3217	9104	1046	2960	5	385
Khorasan-e-razavi	113639	273870	100659	242588	9510	22919	3470	8363	103	2463
North Khorasan.....	33651	85473	30071	76380	2722	6914	858	2179	27	332
Khuzestan.....	70446	210634	58324	174389	7535	22530	4587	13715	28	1503
Zanjan.....	34390	87351	32434	82382	1405	3569	551	1400	66	492
Semnan.....	15706	29999	14027	26792	1200	2292	479	915	8	583
Sistan&Baluchestan.	24252	86822	12866	46060	6844	24502	4542	16260	1	79
Fars.....	102099	234829	84359	194026	14425	33178	3315	7625	107	1197
Qazvin.....	20608	44719	18355	39830	1859	4034	394	855	7	216
Qom.....	7291	13926	6389	12203	734	1402	168	321	4	129
Kordestan.....	38919	96908	33803	84169	4491	11183	625	1556	23	353
Kerman.....	68243	165148	56172	135936	9504	23000	2567	6212	26	1775
Kermanshah.....	50435	114992	44943	102470	4729	10782	763	1740	5	216
Kohgiluyeh & Boyerahmad.....	13468	36229	8662	23301	3617	9730	1189	3198	3	64
Golestan.....	34547	80149	29591	68651	3456	8018	1500	3480	23	483
Gilan.....	54462	102388	43880	82494	9288	17461	1294	2433	40	389
Lorestan.....	42817	103617	34629	83802	6430	15561	1758	4254	25	372
Mazandaran.....	56542	107429	49518	94084	4707	8943	2317	4402	26	676
Markazi.....	46263	95302	43131	88850	2480	5109	652	1343	43	1683
Hormozgan.....	11780	29804	7113	17996	3994	10105	673	1703	3	56
Hamedan.....	61337	145369	56469	133832	3519	8340	1349	3197	58	791
Yazd.....	20665	40503	18523	36305	1647	3228	495	970	15	847

1. Including the member of Agriculture Engineering and Natural Resources Organization, Medical Council, cargo transferring drivers, and the commuters of the cities with less than 20000 population.

2. The principle pensioners include disabled insured people ;d dependent pensioners include the remaining family members of the deceased insured person.

Source: Farmers, Villagers and Nomads Social Insurance Fund.

16.28. PENSIONERS OF THE STATE RETIREMENT FUND⁽¹⁾ BY THE YEAR OF TAKING EFFECT OF THE DECREE AND ITS TYPE AT THE END OF THE YEAR 1393

Year of taking effect of the decree	Total	Retirees	Disabled	Deceased working members	Deceased retirees ⁽³⁾
Total⁽²⁾	1243712	1012186	11485	60052	159989
Prior to 1365.....	69157	39793	943	11989	16432
1365-1369	30432	13891	659	6819	9063
1370-1374	94123	71442	1015	9133	12533
1375-1379	149648	119376	1686	9771	18815
1380-1384	299237	257645	2594	10533	28465
1385.....	63559	54468	469	1859	6763
1386.....	71707	62393	375	1767	7172
1387.....	122538	113354	159	1507	7518
1388.....	104621	95270	315	1242	7794
1389.....	41792	31834	384	1168	8406
1390.....	42078	31673	634	1138	8633
1391.....	53340	42401	793	1064	9082
1392.....	48773	37284	671	1086	9732
1393.....	52707	41362	788	976	9581

1. Time series has been revised based on the latest changes in the data related to the pensioners of the State Retirement Fund.

2. The total includes self-employed (own-account occupations) pensioners of the State Retirement Fund.

3. The deceased retirees in every year are removed from their class and are classified in the column of deceased retirees.

Source: State Retirement Fund.

16.29. STATE RETIREMENT FUND PENSIONERS BY OSTAN AT THE END OF THE YEAR

Year and Ostan	Total	Retirees	The disabled	Deceased employed members	Deceased retirees
1380.....	536013	399168	10160	45123	81562
1385.....	803537	633685	9024	53148	107680
1389.....	1094642	896398	9311	56647	132286
1390.....	1136468	927381	10048	59547	139492
1391.....	1177853	959975	10672	59737	147469
1392.....	1206851	983066	10990	59806	152989
1393.....	1243735	1012199	11485	60052	159999
East Azarbayejan.....	62419	50374	440	3120	8485
West Azarbayejan.....	39965	32944	402	2219	4400
Ardebil.....	15889	13268	172	963	1486
Esfahan.....	86532	72634	862	3299	9737
Alborz.....	27477	23214	322	955	2986
Ilam.....	8694	7147	250	639	658
Bushehr.....	12363	10293	109	760	1201
Tehran.....	286220	220107	2726	10910	52477
Chaharmahal & Bakhtiari.....	11913	10414	121	688	690
South Khorasan.....	12000	10201	133	602	1064
Khorasan-e-Razavi.....	91879	75600	774	4374	11131
North Khorasan.....	8497	7241	119	494	643
Khuzestan.....	52849	42037	342	3280	7190
Zanjan.....	15059	12109	206	740	2004
Semnan.....	17598	13934	151	865	2648
Sistan & Baluchestan.....	21009	16581	173	1895	2360
Fars.....	85318	71995	985	3842	8496
Qazvin.....	14947	12669	115	621	1542
Qom.....	10179	8439	102	536	1102
Kordestan.....	19009	15608	274	1099	2028
Kerman.....	44325	36665	408	2783	4469
Kermanshah.....	30432	24960	237	1894	3341
Kohgiluyeh & Boyerahmad.....	10120	8775	105	621	619
Golestan.....	23708	19583	195	1454	2476
Gilan.....	59197	50075	247	2533	6342
Lorestan.....	24078	19318	284	1578	2898
Mazandaran.....	66111	54916	349	3006	7840
Markazi.....	24526	19629	193	1173	3531
Hormozgan.....	12546	10186	93	907	1360
Hamedan.....	27673	22943	426	1376	2928
Yazd.....	21203	18340	170	826	1867

Source: State Retirement Fund.

16.30. NUMBER OF NEW RETIREES OF THE STATE RETIREMENT FUND BY EDUCATION LEVEL IN EACH YEAR⁽¹⁾

Year	Total ⁽²⁾	Below high school diploma	High school diploma	Associate degree	Bachelor's	Master's	Doctor's	Not stated
1375.....	22434	8202	6540	2964	3892	387	301	148
1380.....	57717	16300	21913	10213	8117	697	385	92
1385.....	55833	13429	19992	11276	9268	1261	607	0
1389.....	29116	5447	8318	5157	8020	1482	692	0
1390.....	32031	5772	8319	6633	9629	1188	490	0
1391.....	42705	5191	9827	9833	15416	1871	567	0
1392.....	37363	4459	9017	9040	12868	1509	470	0
1393.....	41362	3261	7515	10001	17285	2693	607	0
East Azarbayejan.....	1968	141	314	570	802	111	30	0
West Azarbayejan	1454	114	261	335	635	97	12	0
Ardebil.....	872	48	141	213	417	46	7	0
Esfahan.....	2714	207	464	661	1190	160	32	0
Alborz.....	780	36	118	196	346	60	24	0
Ilam	500	70	110	111	170	34	5	0
Bushehr	659	71	111	201	235	40	1	0
Tehran	5953	479	1121	1181	2407	554	211	0
Chaharmahal & Bakhtiari	803	81	130	206	344	39	3	0
South Khorasan.....	539	61	98	116	230	29	5	0
Khorasan-e-Razavi.....	3285	225	598	806	1382	222	52	0
North Khorasan	421	27	66	113	183	31	1	0
Khuzestan.....	2093	226	410	499	827	111	20	0
Zanjan.....	622	54	131	141	249	42	5	0
Semnan.....	487	45	92	98	212	33	7	0
Sistan & Baluchestan	917	116	196	298	275	27	5	0
Fars.....	2813	137	453	625	1368	198	32	0
Qazvin	615	35	92	166	287	29	6	0
Qom.....	532	23	70	111	263	53	12	0
Kordestan.....	808	98	167	216	297	28	2	0
Kerman.....	2064	185	403	580	779	97	20	0
Kermanshah.....	1158	121	255	285	425	55	17	0
Kohgiluyeh & Boyerahmad ...	517	52	104	137	196	27	1	0
Golestan.....	795	52	140	211	334	50	8	0
Gilan.....	1666	77	387	418	651	110	23	0
Lorestan.....	1031	71	171	280	447	59	3	0
Mazandaran.....	1745	83	329	350	816	141	26	0
Markazi	889	54	165	212	388	67	3	0
Hormozgan.....	647	60	110	203	239	29	6	0
Hamedan	1117	139	170	302	439	54	13	0
Yazd.....	898	73	138	160	452	60	15	0

1. Including the statistics for self-employed (own-account occupation) pensioners of the State Retirement Fund.

2. Excluding disabled and deceased employees.

Source: State Retirement Fund.

16.31. NEW PENSIONERS AND DECEASED RETIREES OF THE STATE RETIREMENT FUND BY MINISTRY OR INSTITUTION, THE YEAR 1393

Ministry or institution	New pensioners				Deceased retirees
	Total	Retirees	The disabled	Employed	
Total 1⁽¹⁾	43085	41326	783	976	9513
Presidency	341	324	8	9	176
Ministry of Education.....	29990	28778	580	632	3675
Ministry of Communications and Information Technology.....	1149	1127	4	18	291
Ministry of Economic Affairs and Finance	448	426	2	20	227
Ministry of Foreign Affairs	133	129	0	4	25
Ministry of Health and Medical Education	4306	4059	136	111	1460
Ministry of Cooperatives, Labor and Social Welfare	130	123	0	7	71
Ministry of Jihad-e-Agriculture	2939	2901	7	31	892
Ministry of Justice	482	430	21	31	230
Ministry of Defence (ETKA Organization)	0	0	0	0	4
Ministry of Roads and Urban Development.....	739	713	5	21	998
Ministry of Industries and Mines and Trade	221	209	4	8	230
Ministry of Science, Research and Technology	1050	1011	7	32	305
Ministry of Culture and Islamic Guidance	125	117	2	6	98
Ministry of the Interior.....	819	777	5	37	604
Ministry of Energy	68	66	0	2	190
Judiciary Power.....	92	85	0	7	21
Islamic Consultative Assembly	34	34	0	0	12
Islamic Revolution Institutions.	19	17	2	0	4

1. Difference between the total and other tables of this fund is due to the self-employed pensioners and cancelled organizations which are not included in this table.

Source: State Retirement Fund.

16.32. NEW PENSIONERS AND DECEASED RETIREES OF THE STATE RETIREMENT FUND BY SEX

Year and Ostan	New pensioners								
	Total			Retirees			The disabled		
	Both sexes	Male	Female	Both sexes	Male	Female	Both sexes	Male	Female
1375.....	000	000	000	000	000	000	000	000	000
1380.....	60457	36266	24191	58099	34202	23897	383	289	94
1385.....	59001	40361	18640	56673	38459	18214	469	346	123
1389.....	33885	25806	8079	32333	24643	7690	384	230	154
1390.....	33809	25895	7914	32037	24723	7314	634	304	330
1391.....	44544	30251	14293	42687	29086	13601	793	357	436
1392.....	39150	25342	13808	37393	24211	13182	671	333	338
1393.....	43127	26936	16191	41363	25856	15507	788	352	436
East Azarbayejan.....	2032	1278	754	1968	1238	730	13	7	6
West Azarbayejan	1535	1100	435	1454	1054	400	43	17	26
Ardebil.....	909	623	286	872	595	277	17	13	4
Esfahan.....	2815	1543	1272	2714	1482	1232	58	27	31
Alborz.....	835	437	398	780	418	362	41	12	29
Ilam	529	423	106	500	405	95	11	6	5
Bushehr.....	677	452	225	659	440	219	8	5	3
Tehran	6219	3288	2931	5954	3151	2803	130	40	90
Chaharmaha & Bakhtiyari	838	629	209	803	602	201	11	6	5
South Khorasan	568	370	198	539	357	182	12	3	9
Khorasan-e-Razavi.....	3419	2002	1417	3285	1907	1378	51	31	20
North Khorasan	456	296	160	421	275	146	18	8	10
Khuzestan.....	2169	1578	591	2093	1534	559	32	10	22
Zanjan.....	661	417	244	622	393	229	28	15	13
Semnan.....	501	326	175	487	317	170	5	1	4
Sistan & Baluchestan	954	635	319	917	604	313	5	2	3
Fars.....	2933	1721	1212	2813	1652	1161	68	31	37
Qazvin	648	355	293	615	341	274	20	5	15
Qom.....	552	345	207	532	330	202	9	6	3
Kordestan	851	635	216	808	606	202	22	11	11
Kerman.....	2132	1230	902	2064	1191	873	20	8	12
Kermanshah.....	1196	877	319	1158	846	312	9	7	2
Kohgiluyeh& Boyerahmad	539	455	84	517	438	79	7	3	4
Golestan.....	845	575	270	795	542	253	12	6	6
Gilan.....	1727	1050	677	1666	1016	650	27	10	17
Lorestan.....	1090	741	349	1031	697	334	25	15	10
Mazandaran.....	1819	1224	595	1745	1178	567	28	13	15
Markazi	908	589	319	889	576	313	6	5	1
Hormozgan.....	676	401	275	647	384	263	8	4	4
Hamedan	1176	793	383	1117	750	367	33	21	12
Yazd	918	548	370	898	537	361	11	4	7

16.32. NEW PENSIONERS AND DECEASED RETIREES OF THE STATE RETIREMENT FUND BY SEX (continued)

Year and Ostan	New pensioners			Deceased retirees		
	Deceased employed members			Both sexes	Male	Female
	Both sexes	Male	Female			
1375.....	000	000	000	000	000	000
1380.....	1975	1775	200	4741	4489	252
1385.....	1859	1556	303	6763	6349	414
1389.....	1168	933	235	8406	7782	624
1390.....	1138	868	270	8633	7998	635
1391.....	1064	808	256	9082	8404	678
1392.....	1086	798	288	9734	9022	712
1393.....	976	728	248	9587	8936	651
East Azarbayejan.....	51	33	18	522	490	32
West Azarbayejan	38	29	9	297	274	23
Ardebil.....	20	15	5	117	110	7
Esfahan	43	34	9	600	567	33
Alborz.....	14	7	7	177	159	18
Ilam	18	12	6	60	57	3
Bushehr	10	7	3	96	89	7
Tehran.	135	97	38	2431	2253	178
Chaharmahal & Bakhtiari.....	24	21	3	65	57	8
South Khorasan	17	10	7	87	79	8
Khorasan-e-Razavi	83	64	19	717	665	52
North Khorasan	17	13	4	50	47	3
Khuzestan.....	44	34	10	451	428	23
Zanjan.....	11	9	2	121	117	4
Semnan	9	8	1	153	151	2
Sistan & Baluchestan	32	29	3	202	195	7
Fars.....	52	38	14	553	509	44
Qazvin	13	9	4	112	101	11
Qom.....	11	9	2	65	61	4
Kordestan	21	18	3	125	117	8
Kerman.....	48	31	17	332	292	40
Kermanshah.....	29	24	5	253	233	20
Kohgiluyeh & oyerahmad	15	14	1	60	57	3
Golestan.....	38	27	11	199	187	12
Gilan.....	34	24	10	443	410	33
Lorestan.....	34	29	5	199	194	5
Mazandaran	46	33	13	492	462	30
Markazi	13	8	5	200	192	8
Hormozgan.....	21	13	8	88	83	5
Hamedan	26	22	4	196	184	12
Yazd	9	7	2	124	116	8

Source: State Retirement Fund.