

12

Transport and Storage



Introduction

Statistics presented in this chapter are on transport (land, water and air), storage, post and telecommunications. Below you will find a brief record of statistics production on each area.

Land transport

A. Railways: In the year 1324, the Iranian State Railways for the first time established a statistical unit as the Statistics and Studies Office to meet its statistical needs for planning.

At present, the Statistics and Electronic Services Bureau of the Railways of the Islamic Republic of Iran compiles and publishes required statistics annually based on the daily and monthly reports from different regions and districts.

B. Road transport: The oldest data on the length of main roads available to the SCI date back to the year 1340 which appeared in the first statistical yearbook in the year 1345. At present, data on roads are produced by the Statistics, Information and Technical Documentation Bureau of the Ministry of Roads and Transportation.

By transferring the responsibility of construction and maintenance of rural roads from the Ministry of Roads and Transportation to the then Ministry of Jihad-e-Sazandegi (present Ministry of Jihad-e-Agriculture) in the year 1368, data on rural roads were collected and supplied by this Ministry. However, as of Tir 1381, the Ministry of Roads and Transportation was entrusted with the responsibility of "rural roads" activities again.

Moreover, statistics on the number of registered motor vehicles from the Police Department are presented in this chapter. No comprehensive statistics on volume of transport and motor vehicle traffic in public roads were available until the year 1341, when the Ministry of Roads and Transportation produced such data for the first time. However, due to different Problems, the activity was not a continuous one. Due to increasing needs for statistical data in this area, the responsibility of data collection was first entrusted to the Statistics and Planning Office of the State Organization of Transportation and Terminals in 1361 and then shifted to its IT office in the second midyear 1376 – The organization was renamed Road Maintenance & Transportation Organization in the year 1382.

In the year 1366, in order to remove some of the statistical shortages in this area, the SCI compiled data on characteristics of road transport fleet, drivers, and the freight carried, by implementing "Survey of Road Transport", summary results of which were presented in the previous yearbooks.

C. Water transport

Data on ports - mostly on the number and capacity of vessels entered and duration of their stays - were compiled through a statistical survey conducted by the Ports and Shipping Organization (PSO) in the year 1342. At present, PSO compiles the data as registers.

In addition to the I.R.I. Shipping Company, which started its operations under the title of Iranian Commercial Shipping in the year 1346,

three other companies, namely Iran-India Shipping, Valfajr 8 Shipping, and the Caspian Sea Shipping are also transporting passengers and freight. Data on these three are included in this chapter.

D. Air transport

Statistics on air transport was taken into consideration by establishment of the first local airline, National Iranian Airline, in the year 1323, renamed the Airline of the I.R. of Iran following the Islamic Revolution. Other airlines were established after the victory of the Islamic Revolution including Aseman in the year 1359, Iran-Air Tour, Payam, Caspian, Kish Air, Saha and Safiran in the year 1371 and Mahan Air in the year 1372. The data on local airlines are compiled by the Civil Aviation Organization (CAO).

Data on international airlines operations in Iran presented in this chapter are supplied to the Civil Aviation Organization by their agencies. The CAO provides the SCI with these data.

Storage

The SCI conducted nationwide Census of Cold Storages and Survey of Establishments Rendering Storage Services in the years 1366 and 1370 respectively. In order to produce data on general characteristics of storages, the SCI undertook nationwide Survey of Storages in the year 1373.

Moreover, by using the outcomes of the 1373 General Mining and Manufacturing Census updated and completed according to the data of the related organizations, the SCI conducted the Census of Warehouses and Cold Storages in the years 1377 and 1380. In the years 1382 and 1384, by using the frame of the 1381 General

Census of Establishments, the SCI attempted to collect the stated data.

It should be noted that the 1377, 1380, 1382, and 1384, 1387 and 1390 censuses covered only the independent or affiliated warehouses and cold storages that had rendered their services to the public.

Data for wheat silos are from Commerce Department of State Cereal Organization since the year 1374. The organization was renamed Iran Public Commerce on 1st Esfand 1382.

Definitions and concepts

Railways: tracks for the transport of cargo and/or passengers by rail transport vehicles, which is divided into main track and side track

Main tracks: lines which connect railway stations.

Side tracks: are non-main tracks including commercial-industrial and shunting tracks.

Shunting tracks: tracks established for separating trains from coaches or connecting them to each other in administrative railway stations.

Commercial-industrial lines of railway: lines which branch off from lines inside the railway station and are connected to inside lines of requesting institutions upon the request of government, industrial or agricultural and commercial institutions.

Locomotive: a vehicle with propelling power which is used to move wagons and classified by type of energy consumption (electric, diesel and steam) use type (main shunting).

Net weight of freight: total weight of commercial and government freight (excluding freight of the railway) as well as the weight of luggage.

Gross weight of freight: total net weight of freight as well as the weight of the train.

Railway Luggage: freight which is not allowed to be carried with the passengers in wagon on the basis of railway regulation, but it is carried in a special wagon by passenger trains with the same name.

Freeway: a physically separate 2-way traffic motorway without level crossings. The way for entering and leaving it is through certain and limited areas only.

Highway (4-line main road): a physically separate 4-way traffic motorway whose crossings can be level too.

Rural road: a way which connects rural production centres to by-roads and main roads.

Port: a vast water area including still main and side basins, docks, installations, equipment, and side buildings located on the land for the traffic of vessels in order to carry out required operation.

Commercial port: a port in which exclusively trade goods are loaded and unloaded.

Vessel: any type of marine transport means. Vessels may be classified by type and their usage.

Ship: any vessel usually made of metal with an engine and a gross capacity of over 500 tons.

Gross registered capacity of vessel: capacity of the vessel in ton (100 cubic feet) recorded in the related certificate under international regulations.

Net registered capacity of vessel: gross registered capacity less the volume of space occupied by machinery, employees, warehouses and other space considered for navigation as recorded in the related certificate under international regulations.

Tonnage: weight of goods carried, with respect to their volumes, in tons or ton equivalent. According to sanctioned tariffs, a certain volume of goods is considered equivalent to one ton and fare must be paid for one ton.

Bulk carrier (dry): those carrying homogenous shipments and warehouses on a single deck. These carriers usually lack crane and have only two big hooks for handling goods.

General cargo vessels: vessels with several warehouses on several (usually two or three) decks with cranes for cargo handling.

Oil tanker: vessel used for transporting liquids.

Multi-purpose carrier: vessel carrying a variety of cargoes such as containers, miscellaneous goods, bags and bulk. In these vessels, the dimensions of warehouses and decks are usually a multiplier of a 20-foot container. These vessels have a capacity of about 20000 tons with 4 or 5 warehouses as well as 3 to 5 cranes.

Container carrier: special vessels carrying containers with a transport capacity of about seven hundred 20-foot containers.

Airport: refers to any type of building, installations and equipment located on the land or at sea, all or part of which is used for arrival, departure and traffic of the airplanes.

Flight: the motion of an airplane from an airport to another under a certain number, which may include one or more stages.

Domestic flight: flight is carried out by domestic airlines whose flight origin and destination is inside the country, even if the flight route crosses the international borders.

Air passenger: a person (excluding pilot and the crew) who travels by plane.

Domestic air passenger: a person whose flight and destination is inside the country.

International in-coming passenger: a person whose flight origin and destination is outside and inside the country respectively.

International out-going passenger: a person whose flight origin and destination is abroad.

Air cargo: a cargo with a bill of lading transported by aircraft, excluding freight carried by the passenger.

Air postal parcels: all postal parcels such as letters or post depository parcel delivered to the airlines as DEPESH.

Cooperative: refers to company which is formed and registered with at least 7 natural persons or non-government legal persons to meet common needs and improve socio-economic conditions of its members through self-assistance and mutual help based on cooperative law.

Transportation cooperatives: a company which is formed and registered with natural persons or non-government legal persons based on cooperative law to transport goods, passengers or both by land, air, and railway.

Establishment: a place or part of place where continuous and regular activities are carried out under a single management and accounting.

Main activity of an establishment: an activity for which most of the establishment facilities, installations and equipment have been provided and from which most of the establishment income is earned.

Storage: a place or enclosed area the whole or a part of which is allocated to warehousing. Storages are divided by type of building (uncovered, covered...), type of use (public and private), type of equipment (mechanized, cold storage, silo, wheat silo, warehouse...) and other features.

Cold storage: an independent establishment the whole or a part of which is allocated to carry out activities relating to cold storage services for keeping and reserving crops, livestock products and perishable goods, under certain conditions with respect to temperature, humidity, etc. and renders services to the public

(whether or not producing services for own use).

One and two-circuit hall: in one-circuit halls, temperature is roughly fixed either below or above zero and is inconvertible from a point into the other point, while, in a two-circuit hall, temperature can be converted from one point into the other point, i.e. the circuit below or above zero can be used when necessary.

Silo: a place for vertical and horizontal storing. It has a metal or concrete construction for storing grainy and powdery substances in the bulk.

Uncovered warehouse: a special place within the enclosure of certain silos used for storing wheat for a short time. Wheats unloaded in these warehouses are transferred from loading pitch into the silo as soon as possible.

Regular covered warehouses: warehouses without any mechanized connection with the main silo. Cereals unloaded in these warehouses are transferred into the silo by truck or other vehicles.

Storage or cold storage in operation: an establishment rendering warehousing or cold storage services during a year for at least 30 successive or non-successive days.

Operating storage or cold storage: an establishment rendering warehousing or cold storage services during a year for at least 30 days and bearing charges for carrying out its activities as well as earning income.

Selected information

In the year 1393, the length of railway lines was 13217 kilometers which decreased about 2.5 percent in comparison to the preceding year. In the same year, the length of the roads of the country was 85893 kilometers and the length of the rural roads was 132008 kilometers.

In the year 1393, the number of passengers transported via railways was about 24802000 persons. Furthermore, in the same year, the number of passengers transported via public road passenger vehicles (bus, minibus, and passenger vehicles) was over 190 mln persons, the destination of 56.3% and 43.7% of whom was intra-province and inter-province, respectively.

In the year 1393, about 1880000 motor vehicles were registered in the country which had a 66.7% increase in comparison to the preceding year.

In the year 1393, a number of 22822000 passengers were transported through national and international flights which increased 15.9 percent in contrast to the previous year.

In the year 1393, the volume of goods unloaded and loaded at the commercial ports of the country was about 69 and 63 mln tons, respectively, of which 67.5% was for unloading and 66.8 % for loading of non-oil goods.

12.1. LENGTH OF RAILWAYS BY TYPE**(km)**

Year	Main lines	Side and shunting tracks	Industrial-commercial lines
1375	5612	1467 ⁽¹⁾	609
1380	7159	1308	788
1385	8595	1597	945
1389	9795	1822	1003
1390	9992	1827	966
1391	10223	1839	949
1392	10407	1889	945
1393	10376	1869	972

1. Revised figures.

Source: Railways of the Islamic Republic of Iran.

12.2. LOCOMOTIVES, PASSENGERS AND NET FREIGHT TRANSPORTED BY RAILWAYS

Year	Locomotives ⁽¹⁾		Passengers		Net freight	
	Number	Power (h.p.)	Number (1000 persons)	Man-kilometre (mln)	Weight (1000 tons)	Ton-kilometre (mln)
1375	264 ⁽²⁾	661087 ⁽²⁾	8882	7044	22650	13638
1380	277	711095	13111	8043	26392	14613
1385	360	1040400	21346	12549	32978	20542
1389	414	1192585	28814	17611	33458	21779
1390	439	1294087	28560	17877	33104	21008
1391	433	1246986	27015	17172	34276	22604
1392	459	1311397	25533	17409	32693	22400
1393	509	1464769	24802	16272	34924	24461

1. Including operating locomotives.

2. Revised figures.

Source: Railways of the Islamic Republic of Iran.

12.3. WEIGHT OF FREIGHT TRANSPORTED BY THE RAILWAYS**(1000 tons)**

Year	Total ⁽¹⁾	Oil products	Minerals	Agricultural products	Food stuff	Industrial products	Luggage	Other
1375	22650	3995	9211	1220	331	3791	43	4059
1380	26392	3109	11062	2041	416	4126	25	5613
1385	32978	4340	20452	1412	431	3614	32	2697
1389	33458	2649	23497	1026	496	1901	46	3842
1390	33104	3176	23481	631	445	1631	52	3688
1391	34276	3251	24445	948	469	1570	56	3537
1392	32693	3319	24234	710	448	1150	58	2775
1393	34924	2919	24555	1536	416	2347	28	3123

1. Including 499,559,1546,1432,956,906,530 and 797 thousand tons for transiting.

Source: Railways of the Islamic Republic of Iran.

12.4. TYPES OF ROADS WITHIN THE JURISDICTION OF THE MINISTRY OF ROADS AND TRANSPORTATION

(km)

Year and Ostan	Grand total	Inter-city roads					
		Total	Free ways	Highways	Main roads	By-roads	In-city road ^(d)
1375	164060	79183	615	2024	21698	43694	11152
1380	174559	80720	717	4267	21595	42050	12091
1385	176186	72611	1429	5468	21788	41129	2797
1389	198866	77964	1957	10669	21276	43264	798
1390	206092	79829	2052	11652	22052	43258	815
1391	210717	81642	2166	12969	21234	44454	819
1392	215157	85623	2203	14155	21628	46485	1151
1393	217901	85893	2401	14488	24886	43323	795
East Azarbayejan	9880	3359	234	312	1016	1797	0
West Azarbayejan	7846	2790	0	285	671	1834	0
Ardebil	4779	1000	0	125	678	141	56
Esfahan	10101	5511	399	1646	2198	1268	0
Alborz	1386	376	66	95	164	51	0
Ilam	3016	1515	0	42	597	873	3
Bushehr	3845	1927	0	628	526	736	37
Tehran	2593	1002	197	453	198	111	43
Chaharmahal & Bakhtiari	3183	1309	0	195	806	290	18
South Khorasan	12262	5557	0	368	1033	4156	0
Khorasan-e-Razavi	14709	6413	111	995	1210	4015	82
North Khorasan	4226	2042	0	121	1239	675	7
Khuzestan	14703	6323	160	1015	2762	2329	57
Zanjan	4772	1452	200	93	338	769	52
Semnan	3006	1594	30	660	330	574	0
Sistan & Baluchestan	12919	5991	0	204	1860	3910	17
Fars	15263	6795	0	1046	1716	4033	0
Qazvin	5526	2107	217	284	292	1268	46
Qom	1424	716	209	166	182	159	0
Kordestan	5814	1576	0	174	268	1134	0
Kerman	12395	5705	56	1477	1405	2767	0
Kermanshah	9040	2534	0	333	525	1630	46
Kohgiluyeh & Boyerahmad	4242	1265	0	65	504	696	0
Golestan	4434	1235	0	245	678	312	0
Gilan	8224	1872	56	362	256	1063	135
Lorestan	6994	1807	104	349	759	543	52
Mazandaran	7263	2523	36	667	542	1278	0
Markazi	5619	2023	207	341	547	879	49
Hormozgan	8408	3212	34	629	564	1985	0
Hamedan	5147	2009	85	460	359	1010	95
Yazd	4882	2353	0	653	663	1037	0

**12.4. TYPES OF ROADS WITHIN THE JURISDICTION OF THE MINISTRY OF ROADS
AND TRANSPORTATION (continued)**
(km)

Year and Ostan	Rural roads		
	Total	Asphalted	Gravelled
1375	84877	22586	62291
1380	93839	45332	48507
1385	103575	58271	39288
1389	120902	86520	34382
1390	126263	95164	31099
1391	129075	99450	29625
1392	129534	101668	27867
1393	132008	105100	26908
East Azarbayejan	6521	5310	1211
West Azarbayejan	5056	3620	1436
Ardebil	3779	2650	1129
Esfahan	4590	4246	344
Alborz	1010	809	201
Ilam	1501	1360	141
Bushehr	1918	1756	162
Tehran	1591	1578	13
Chaharmahal & Bakhtiari	1874	1542	332
South Khorasan	6705	5043	1662
Khorasan-e-Razavi	8296	7490	806
North Khorasan	2184	1632	552
Khuzestan	8380	7168	1212
Zanjan	3320	2720	600
Semnan	1412	1252	160
Sistan & Baluchestan	6928	4565	2363
Fars	8468	7211	1257
Qazvin	3419	2512	907
Qom	708	644	64
Kordestan	4238	2412	1826
Kerman	6690	5781	909
Kermanshah	6506	5057	1449
Kohgiluyeh & Boyerahmad	2977	2135	842
Golestan	3199	2535	664
Gilan	6352	4128	2224
Lorestan	5187	3936	1251
Mazandaran	4740	4189	551
Markazi	3596	3181	415
Hormozgan	5196	3717	1479
Hamedan	3138	2746	392
Yazd	2529	2175	354

*1. Referring to those inter-city roads which are kept by General Department of Roads and Transportation.
Source: Ministry of Roads and Urban Development.*

12.5. REGISTERED MOTOR VEHICLES AND MOTORCYCLES BY TYPE (unit)

Year and Ostan	Total	Passenger car	Bus	Minibus	Pick-up & light truck	Truck
1375	164899	109552 ⁽²⁾	902	1226	15423	4645
1380	451984	2718866 ⁽²⁾	2689	1306	44038	6037
1385	1932608 ⁽²⁾	896383 ⁽²⁾	3366	1537	140858	15211
1389	2179517	1104304	3123	2079	189302	21522
1390	2482718	1378860	2792	2534	200035	22003
1391	1333609	739330	1290	1531	136982	9899
1392	1127361	691740	737	320	98651	7144
1393	1880130	1076946	674	217	178081	40664
East Azarbayejan	53064	29153	28	11	9137	2595
West Azarbayejan	51394	25681	13	17	7161	1925
Ardebil	14619	8803	4	3	2766	937
Esfahan	151846	77058	124	7	11915	1815
Alborz	10815	0	0	0	0	0
Ilam	11065	6739	2	0	1363	907
Bushehr	37530	18331	0	7	2492	538
Tehran	539472	394862	303	95	40249	3364
Chaharmahal & Bakhtiyari	15963	8030	2	0	2474	623
South Khorasan	12414	6982	0	1	1129	790
Khorasan-e-Razavi	153459	74472	91	26	11713	1307
North Khorasan	13901	5508	0	0	1438	879
Khuzestan	109960	57853	20	1	8953	5062
Zanjan	19537	7931	0	1	2053	2526
Semnan	12448	7809	1	2	1404	267
Sistan & Baluchestan	38327	16941	2	6	3062	371
Fars	149422	83983	58	10	15201	2175
Qazvin	19674	10003	0	1	2474	384
Qom	31794	15860	6	1	2189	129
Kordestan	15903	7702	1	1	1878	512
Kerman	67901	34404	3	3	9993	1368
Kermanshah	35725	17985	5	2	4066	6156
Kohgiluyeh & Boyerahmad	7883	5266	0	0	1269	471
Golestan	34230	15207	1	0	3281	1036
Gilan	33692	20068	2	1	3258	258
Lorestan	25861	12833	2	2	3186	914
Mazandaran	53775	34686	0	3	7880	756
Markazi	25910	13034	2	0	3692	1034
Hormozgan	54245	23817	0	6	3957	311
Hamedan	30989	14356	1	1	4667	851
Yazd	47312	21589	3	9	3781	403

12.5. REGISTERED MOTOR VEHICLES AND MOTORCYCLES BY TYPE(continued) (unit)

Year and Ostan	Trailer	Motor -cycle	Taxi	Ambulance	Agricultural machinery	Other ⁽¹⁾
1375	1184	31967	0	0	0	0
1380	1677	124351	0	0	0	0
1385	12527	862626	0	0	0	0
1389	0	835711	13992	1146	8338	0
1390	0	813386	39460	1730	6169	15749
1391	0	418733	3293	662	9869	12020
1392	0	312594	945	530	5559	9141
1393	0	538632	7276	568	20565	16507
East Azarbayejan	0	10883	238	14	282	723
West Azarbayejan.....	0	8827	333	2	6757	678
Ardebil	0	755	167	0	632	552
Esfahan	0	59300	252	14	346	1015
Alborz	0	10815	0	0	0	0
Ilam.....	0	1322	29	10	502	191
Bushehr.....	0	15909	0	8	51	194
Tehran	0	93407	3644	246	123	3179
Chaharmahal & Bakhtiyari.....	0	3998	4	8	611	213
South Khorasan	0	2846	0	2	245	419
Khorasan-e-Razavi	0	63306	1215	15	78	1236
North Khorasan.....	0	5651	1	1	88	335
Khuzestan	0	35099	24	17	2434	497
Zanjan.....	0	5377	80	5	1409	155
Semnan	0	2730	71	8	100	56
Sistan & Baluchestan.....	0	17436	51	23	60	375
Fars	0	45094	279	77	249	2296
Qazvin.....	0	6427	35	5	102	243
Qom	0	13354	193	8	23	31
Kordestan.....	0	4897	41	4	675	192
Kerman	0	20610	75	19	721	705
Kermanshah.....	0	4841	92	5	2178	395
Kohgiluyeh & Boyerahmad.....	0	678	54	2	90	53
Golestan.....	0	13754	26	2	254	669
Gilan	0	9857	70	4	54	120
Lorestan	0	7792	4	6	590	532
Mazandaran	0	9856	172	12	202	208
Markazi.....	0	7039	56	5	849	199
Hormozgan	0	25598	6	27	109	414
Hamedan.....	0	10471	24	8	326	284
Yazd.....	0	20703	40	11	425	348

1. Including toward semi-tow truck.

2. Including ambulance too.

Source: Police Department.

12.6. TRIPS AND PASSENGERS⁽¹⁾ TRANSPORTED WITHIN OSTANS BY DIFFERENT TYPES OF PUBLIC ROAD PASSENGER VEHICLES

Year and Ostan	Number of trips (1000 cases)				Passengers transported (1000 persons)			
	Total	Bus	Minibus	Passenger car	Total	Bus	Minibus	Passenger car
1375	6587	1497	4706	385	127414	44897	80735	1782
1380	7886	1714	5087	1084	136563	44969	87034	4560
1385	10538	1760	4012	4766	130769	43901	67923	18945
1389	12991	2113	4261	6615	145787	51593	68170	26024
1390	12742	1946	4257	6539	139935	49026	65139	25770
1391	12077	1691	3751	6635	128949	43600	59173	26176
1392	11549	1570	3415	6564	117798	39209	52259	26330
1393	11133	1476	3117	6540	107033	32599	47227	27207
East Azarbayejan	479	121	99	260	5008	2413	1533	1062
West Azarbayejan	569	236	180	153	5253	2947	1716	590
Ardebil	213	18	11	185	1164	261	155	748
Esfahan	788	103	374	311	10336	2813	6268	1255
Alborz	0	0	0	0	8	6	1	0
Ilam	220	2	7	211	1002	55	103	844
Bushehr	136	12	52	71	1531	448	755	328
Tehran	133	8	49	76	1554	293	911	350
Chaharmahal & Bakhtiari	406	9	207	190	4470	302	3405	763
South Khorasan	166	27	28	112	1413	689	282	441
Khorasan-e-Razavi	993	369	281	342	15622	9782	4408	1432
North Khorasan	250	5	85	161	2056	96	1268	692
Khuzestan	866	69	118	679	7088	2467	1892	2728
Zanjan	156	2	25	130	951	59	370	522
Semnan	101	10	14	77	667	157	204	306
Sistan & Baluchestan	668	131	315	222	5467	1838	2712	917
Fars	825	183	148	494	8533	4128	2438	1967
Qazvin	128	1	21	106	851	51	374	426
Qom	20	2	17	1	363	82	272	9
Kordestan	472	11	165	297	3997	191	2633	1172
Kerman	740	86	26	628	4778	1858	421	2499
Kermanshah	401	1	178	221	4501	38	2952	1511
Kohgiluyeh & Boyerahmad	205	11	1	193	876	110	9	758
Golestan	329	0	224	104	4417	15	3985	417
Gilan	448	2	106	340	3184	69	1703	1413
Lorestan	336	5	144	187	3258	101	2395	762
Mazandaran	312	1	22	289	1525	29	334	1161
Markazi	122	6	47	69	1225	117	776	333
Hormozgan	110	1	4	105	496	29	48	419
Hamedan	517	24	168	325	5052	794	2876	1382
Yazd	22	20	2	0	388	363	25	1

1. Relating to the number of passengers registered by passenger transportation companies.

Source: Ministry of Roads Urban Development

12.7. TRIPS AND PASSENGERS⁽¹⁾ TRANSPORTED BETWEEN OSTANS BY DIFFERENT TYPES OF PUBLIC ROAD PASSENGER VEHICLES AND OSTAN OF ORIGIN

Year and Ostan	Number of trips (1000 cases)				Passengers transported (1000 persons)			
	Total	Bus	Minibus	Passenger car	Total	Bus	Minibus	Passenger car
1375	4084	2795	1052	238	85298	66228	17935	1134
1380	4796	3322	935	539	84481	66259	15881	2340
1385	5946	3457	694	1795	93186	74075	12004	7107
1389	6608	3642	689	2277	99179	79006	11211	8962
1390	6318	3470	690	2158	95853	76725	10640	8488
1391	6337	3354	636	2347	96600	77239	10136	9226
1392	6249	3392	558	2299	93481	75772	8588	9120
1393	5738	3129	445	2164	83105	67547	6790	8769
East Azarbayejan	204	140	7	57	2963	2626	108	230
West Azarbayejan	181	102	57	22	2584	1957	525	103
Ardebil	106	64	2	40	1125	937	32	156
Esfahan	411	276	34	100	7104	6169	543	392
Alborz	133	102	3	28	2496	2350	35	112
Ilam	80	28	4	48	1285	1043	53	189
Bushehr	68	54	3	11	1277	1179	55	43
Tehran	1212	812	11	390	20032	18333	171	1528
Chaharmahal & Bakhtiari	131	46	17	69	1847	1300	270	277
South Khorasan	54	42	6	6	968	868	78	23
Khorasan-e-Razavi	252	200	15	37	4967	4575	237	155
North Khorasan	74	39	4	31	978	794	60	123
Khuzestan	180	85	9	86	2287	1797	145	344
Zanjan	101	53	5	43	1202	963	68	171
Semnan	113	36	6	71	1360	986	90	284
Sistan & Baluchestan	92	87	0	5	1204	1186	0	18
Fars	194	131	9	53	3617	3275	129	212
Qazvin	130	47	6	77	2268	1846	114	308
Qom	129	43	19	67	2048	1422	311	315
Kordestan	168	44	47	77	1858	775	776	307
Kerman	89	59	2	28	1187	1046	29	112
Kermanshah	166	48	28	89	1999	1119	457	423
Kohgiluyeh & Boyerahmad	100	18	3	79	665	317	37	311
Golestan	140	67	29	45	1692	1002	516	175
Gilan	260	120	17	123	2628	1834	308	486
Lorestan	151	72	17	61	2113	1579	285	249
Mazandaran	334	68	14	252	2376	1165	219	992
Markazi	149	68	20	62	2106	1498	336	272
Hormozgan	66	44	1	20	967	868	19	80
Hamedan	207	75	47	85	2823	1675	775	373
Yazd	62	59	1	2	1080	1063	10	6

1. Relating to the number of passengers registered by passenger transportation companies.

Source: Ministry of Roads and Urban Development.

12.8. WEIGHT OF FREIGHT ⁽¹⁾ CARRIED BY PUBLIC ROAD FREIGHTVEHICLES**(1000 tons)**

Year and Ostan	Outgoing	Incoming	Carried within Ostan
1375.....	76869	76869	27571
1380.....	108354	108354	40546
1385.....	184724	184724	88876
1389.....	244037	244037	106663
1390.....	251480	251480	104343
1391.....	264662	264662	109841
1392.....	268848	268848	112086
1393.....	272941	272941	112129
East Azarbayejan.....	9584	10484	5614
West Azarbayejan	5191	5719	5261
Ardebil	1981	2195	1291
Esfahan	30741	26059	11782
Alborz.....	4256	8536	2170
Ilam	1425	2902	1416
Bushehr	5315	4230	1859
Tehran	23102	40766	6461
Chaharmahal & Bakhtiyari.....	2604	2157	478
South Khorasan	2629	3359	1149
Khorasan-e-Razavi	16605	13899	11707
North Khorasan	2594	2112	942
Khuzestan.....	30668	22731	8841
Zanjan.....	3862	3256	1614
Semnan	7650	2874	1297
Sistan & Baluchestan	1692	6038	4955
Fars.....	14239	12094	9713
Qazvin	7192	8100	651
Qom.....	3943	5175	694
Kordestan	3820	3832	2035
Kerman	14274	7799	4322
Kermanshah	3595	8410	4185
Kohgiluyeh & Boyerahmad	433	1335	163
Golestan.....	3717	4328	1309
Gilan.....	5191	6798	2648
Lorestan	3308	2700	1656
Mazandaran	6555	11116	7349
Markazi	14339	6799	1701
Hormozgan	17806	24110	3968
Hamedan	7217	4847	1911
Yazd	17413	8180	2985

1. Relating to volume of freight for transportation of which a bill of loading was issued.

Source: Ministry of Roads and Urban Development.

**12.9. NUMBER AND CAPACITY OF SHIPS OF THE I. R. I. SHIPPING COMPANY AND
AFFILIATED COMPANIES AT THE END OF THE YEAR (ships, tons, persons)**

Year and type of ship	Total			I.R.I. Shipping Co.		Iran-India Shipping Co.	
	Number	Capacity		Number	Cargo capacity	Number	Cargo capacity
		Cargo	Passenger				
1375	101	2472434	2958	73	2220590	10	226211
1380	112	3068859	2630	85	2835484	8	204258
1385	115	3732999	1993	85	3343316	7	335385
1389	138	5388817	1868	95	4589819	7	642942
1390	136	5296260	1868	93	4497262	7	642942
1391	134	5122430	1843	89	4315177	7	642942
1392	124	4490077	1843	77	3815420	6	502081
1393	128	4479999	1843	82	4171053	3	130798
Bulk carrier (dry)	39	2313760	0	36	2182962	3	130798
General cargo vessel	3	84309	0	3	84309	0	0
Oil tanker	6	404687	0	6	404687	0	0
Multi-purpose carrier	39	445190	0	15	349086	0	0
Container carrier	31	1229016	0	22	1150009	0	0
Passenger ferry	8	1591	1081	0	0	0	0
Ro-Ro passenger ship	2	1446	762	0	0	0	0

Year and type of ship	Valfajr 8 Shipping Co.			The Caspian Sea Shipping Co.		
	Number	Capacity		Number	Capacity	
		Cargo	Passenger		Cargo	Passenger
1375	13	8943	2764	5	16690	194
1380	13	5587	2630	6	23530	0
1385	16	22508	1993	7	31790	0
1389	20	82114	1868	16	73942	0
1390	20	82114	1868	16	73942	0
1391	19	82044	1843	19	82267	0
1392	19	82044	1843	22	90532	0
1393	19	82044	1843	24	96104	0
Bulk carrier (dry)	0	0	0	0	0	0
General cargo vessel	0	0	0	0	0	0
Oil tanker	0	0	0	0	0	0
Multi-purpose carrier	0	0	0	24	96104	0
Container carrier	9	79007	0	0	0	0
Passenger ferry	8	1591	1081	0	0	0
Ro-Ro passenger ship	2	1446	762	0	0	0

Source: I. R. I. Shipping Co.

12.10. VESSELS ENTERED BY COMMERCIAL PORTS**(ship)**

Year	Grand total	Southern ports			
		Total	Abadan	Emam Khomeini ⁽¹⁾	Bushehr
1375	3334	2199	0	675	148
1380	5530	3984	38	1092	161
1385	9169	5889	6	1429	477
1389	10092	6721	0	1719	596
1390	9172	6393	0	1641	624
1391	8808	6386	0	1737	499
1392	8512	6750	0	1739	503
1393	9196	7270	0	1815	496

Year	Southern ports				
	Shahid Bahonar and Shahid Rajaei	Shahid Beheshti (Chahbahar)	Shahid Kalantari	Khoramshahr	Lengeh
1375	1325	51	0	0	0
1380	2201	50	5	51	386
1385	3403	57	27	236	254
1389	3777	107 ⁽²⁾	000 ⁽²⁾	368	154
1390	3336	98 ⁽²⁾	000 ⁽²⁾	563	131
1391	3215	104 ⁽²⁾	000 ⁽²⁾	618	213
1392	3665	1027 ⁽²⁾	000 ⁽²⁾	546	195
1393	3665	168⁽²⁾	000⁽²⁾	694	432

Year	Northern ports				
	Total	Amirabad	Anzali	Neka	Noshahr
1375	1135	0	690	0	445
1380	1546	51	898	83	514
1385	3280	203	1365	1294	418
1389	3371	619	2144	193	415
1390	2779	718	1675	93	293
1391	2422	854	1186	80	302
1392	1762	789	705	48	220
1393	1926	813	800	47	266

1. Including ships entered Mahshahr port.

2. Including the data for Shahid Kalantari Port as of the year 1389.

Source: Ports and Maritime Organization.

12.11. WEIGHT OF CARGO UNLOADED FROM VESSELS OF 1000 AND MORE TONS AT COMMERCIAL PORTS (1000 tons)

Year	Southern ports									
	Total		Abadan		Emam Khomeini		Bushehr		Shahid Bahonar and Shahid Rajaei (Bandar abbas)	
	Oil	Non-oil	Oil	Non-oil	Oil ⁽¹⁾	Non-oil	Oil	Non-oil	Oil	Non-oil
1375.....	6807	19866	0	0	637	8545	770	372	5089	10389
1380.....	17593	23815	149	//	815	12048	1198	288	14949	10827
1385.....	23880	33332	0	0	1652	15588	1177	840	20074	15982
1389.....	22733	39400	0	0	620	15264	1293	1561	19548	21830
1390.....	19747	36960	0	0	211	12940	1441	1750	16946	21468
1391.....	20670	40959	0	1	189	18256	1281	1540	18129	20384
1392.....	23226	34645	0	0	1149	14659	1594	2092	19265	17282
1393.....	22125	42366	0	0	1409	19792	1390	2465	17993	19026

Year	Southern ports							
	Shahid Beheshti		Shahid Kalantari		Khoramshahr		Lengeh	
	Oil	Non-oil	Oil	Non-oil	Oil	Non-oil	Oil	Non-oil
1375.....	310	0	0	561	0	0	0	0
1380.....	482	476	0	2	0	127	0	47
1385.....	978	356	0	238	0	317	0	11
1389.....	1250 ⁽²⁾	262 ⁽²⁾	000 ⁽²⁾	000 ⁽²⁾	22	473	0	10
1390.....	1143 ⁽²⁾	278 ⁽²⁾	000 ⁽²⁾	000 ⁽²⁾	6	513	0	11
1391.....	1069	376	0	0	2	386	0	16
1392.....	1218	217	0	0	0	367	0	28
1393.....	1334	619⁽²⁾	000⁽²⁾	000⁽²⁾	0	414	0	51

Year	Northern ports									
	Total		Amirabad		Anzali		Noshahr		Neka	
	Oil	Non-oil	Oil	Non-oil	Oil	Non-oil	Oil	Non-oil	Oil	Non-oil
1375.....	2542	1434	0	0	1154	1136	1388	298	0	0
1380.....	432	3923	0	110	//	2559	122	1242	310	12
1385.....	7407	5189	8	615	395	3812	555	763	6449	//
1389.....	1312	8657	45	1256	314	6348	64	1053	889	0
1390.....	858	6906	68	1388	444	4802	4	716	342	0
1391.....	632	5412	33	1508	330	3111	19	793	250	0
1392.....	373	3075	54	1074	157	1481	56	519	106	1
1393.....	377	4350	68	1647	103	2069	67	634	139	0

1. Unloading of oil products relates to Mahshar port which was included in Emam Khomeini Port.

2. Including the data for Shahid Kalantari Port as of the year 1389.

Source: Ports and Maritime Organization.

12.12. WEIGHT OF CARGO LOADED ONTO VESSELS OF 1000 AND MORE TONS AT COMMERCIAL PORTS (1000 tons)

Year	Southern ports									
	Total		Abadan		Emam Khomeini		Bushehr		Shahid Bahonar and Shahid Rajaei (Bandar Abbas)	
	Oil	Non-oil	Oil	Non-oil	Oil ⁽¹⁾	Non-oil	Oil	Non-oil	Oil	Non-oil
1375.....	14480	5446	0	0	14070	3353	175	79	236	2013
1380.....	17997	8885	0	0	11252	4601	76	21	6669	4070
1385.....	14871	17118	11	0	9104	4885	239	93	5516	12074
1389.....	18011	35860	0	0	10747	10013	422	338	6816	25248
1390.....	20992	34550	0	0	12643	9494	386	474	7930	24134
1391.....	16877	38260	0	0	11723	9437	309	295	4800	27942
1392.....	19849	41984	0	0	14040	7665	455	383	5352	33573
1393.....	21063	40241	0	0	14880	8789	380	649	5802	30064

Year	Southern ports								
	Shahid Beheshti		Shahid Kalantari		Khoramshahr		Lengeh		
	Oil	Non-oil	Oil	Non-oil	Oil	Non-oil	Oil	Non-oil	
1375.....	0	0	0	0	0	0	0	0	0
1380.....	0	63	0	16	0	14	0	101	
1385.....	0	0	0	0	0	22	0	44	
1389.....	0 ⁽²⁾	22 ⁽²⁾	000 ⁽²⁾	000 ⁽²⁾	26	188	0	51	
1390.....	0 ⁽²⁾	10 ⁽²⁾	000 ⁽²⁾	000 ⁽²⁾	33	426	0	12	
1391.....	0	34	0	0	45	497	0	55	
1392.....	2	83	0	0	0	219	0	61	
1393.....	0	129⁽²⁾	000⁽²⁾	000⁽²⁾	0	526	0	83	

Year	Northern ports									
	Total		Amirabad		Anzali		Noshahr		Neka	
	Oil	Non-oil	Oil	Non-oil	Oil	Non-oil	Oil	Non-oil	Oil	Non-oil
1375.....	0	101	0	0	0	73	0	28	0	0
1380.....	0	121	0	0	//	75	0	46	0	0
1385.....	0	248	0	7	0	159	0	82	0	0
1389.....	3	1036	0	851	0	165	0	20	3	0
1390.....	37	1609	3	1408	0	177	0	24	34	0
1391.....	0	2302	0	1980	0	296	0	26	0	0
1392.....	1	2844	0	2291	0	529	0	24	1	0
1393.....	0	2219	0	1764	0	416	0	39	0	0

1. Including statistics on Mahshahr port.

2. Including the data for Shahid Kalantari Port as of the year 1389.

Source: Ports and Maritime Organization.

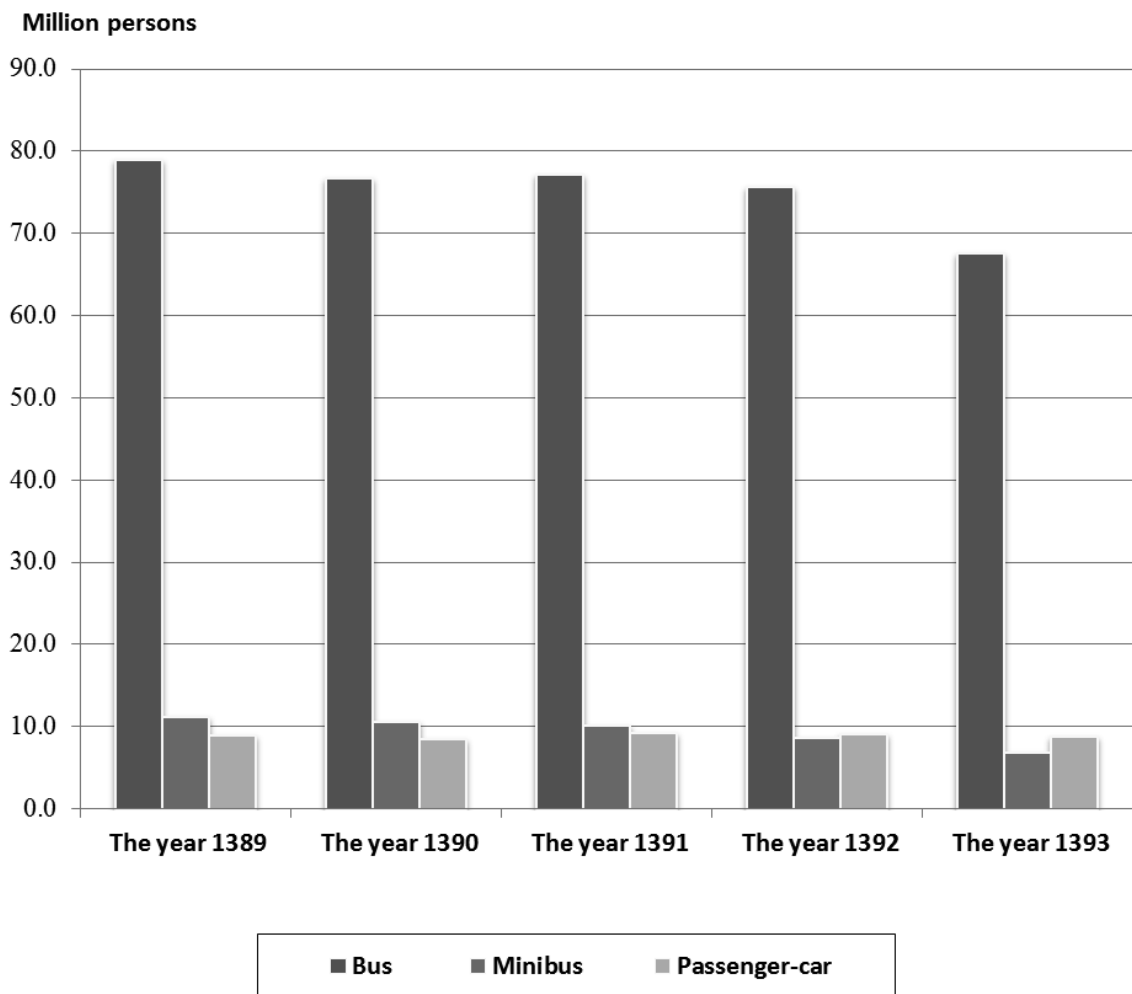
12.13. CARGO TRANSPORTED BY I. R. I. SHIPPING COMPANY AND IRAN-INDIA SHIPPING COMPANY
(1000 tons chartered)

Description	I.R.I. Shipping Co.			Iran-India Shipping Co.		
	Total	By ships of the company	By chartered ships	Total	By ships of the company	By chartered ships
<i>Loading at foreign ports</i>						
1375.....	14148	9603	4545	395	199	196
1380.....	13217	9835	3382	34	20	14
1385.....	18246	16988	1258	2501	2501	0
1389.....	20001	19018	983	3981	3981	0
1390.....	15325	14900	425	1449	1449	0
1391.....	11139	10932	207	1324	1324	0
1392.....	11942	11622	320	182	182	0
1393.....	15782	15659	123	0	0	0
<i>Unloading at domestic ports</i>						
1375.....	13299	9255	4044	387	214	173
1380.....	13342	9654	3688	34	20	14
1385.....	11055	10172	882	0	0	0
1389.....	7481	4792	2689	52	52	0
1390.....	6392	6028	364	113	113	0
1391.....	4390	4199	191	114	114	0
1392.....	7712	7394	318	65	65	0
1393.....	9438	9316	122	0	0	0
<i>Exports (loading at domestic ports)</i>						
1375.....	105	88	17	0	0	0
1380.....	1961	1936	25	31	31	0
1385.....	3929	3733	195	136	136	0
1389.....	6076	5868	208	410	410	0
1390.....	4866	4715	151	718	718	0
1390.....	3609	3503	106	340	340	0
1392.....	6680	6574	106	689	689	0
1393.....	7064	6984	80	409	409	0
<i>Unloading at foreign ports</i>						
1375.....	⁽¹⁾ 163	⁽¹⁾ 000	⁽¹⁾ 000	0	0	0
1380.....	1950	1926	24	31	31	0
1385.....	11120	10549	571	2602	2602	0
1389.....	20934	18172	2762	3323	3323	0
1390.....	13800	13587	213	2054	2054	0
1391.....	10359	10236	123	1551	1551	0
1392.....	10909	10802	107	806	806	0
1393.....	13903	13822	81	409	409	0

1. Volume of the cargo unloaded by chartered ships not available separately is included with the ships of the company.

Source: I. R. I. Shipping Co.

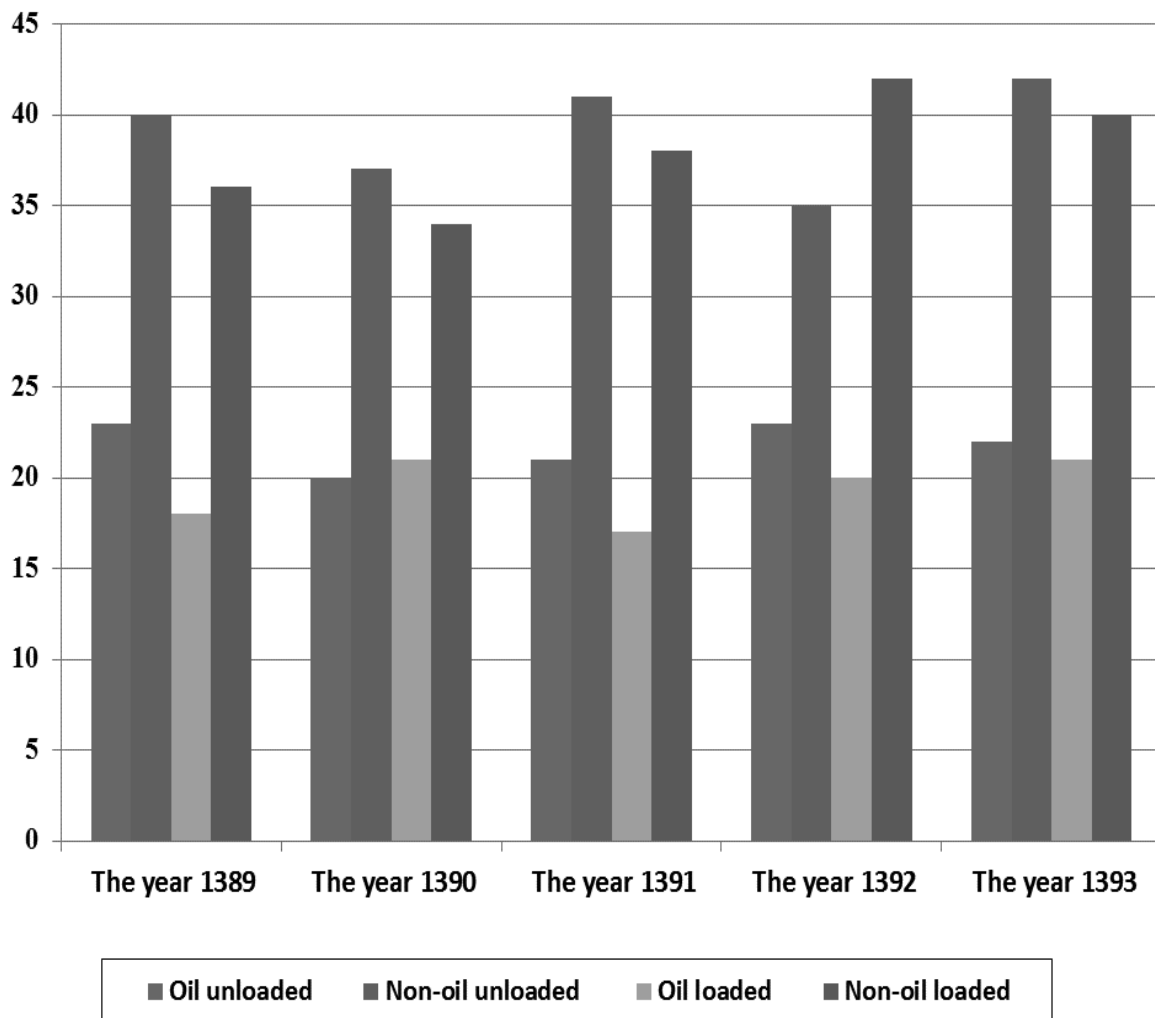
12.1 . NUMBER OF PASSENGERS TRANSPORTED BETWEEN OSTANS BY



For data see Table 12.7.

12.2. WEIGHT OF CARGO UNLOADED AND LOADED AT COMMERCIAL PORTS

Million tons



For data see Tables 12.11 and 12.12.

**12.14. PASSENGERS AND CARGO TRANSPORTED BY VALFAJR 8 SHIPPING CO.⁽¹⁾ AND
THE CASPIAN SEA SHIPPING CO.⁽²⁾ (1000 tons chartered; 1000 persons)**

Year	Valfajr 8 Shipping Co.						The Caspian Sea Shipping Co.	
	Total		Cargo		Passenger		Cargo	Passenger
	Cargo	Passenger	Domestic journeys	Overseas journeys	Domestic journeys	Overseas journeys		
1375.....	430	413	24	406	311	102	281	4
1380.....	461	463	269	192	356	107	688	0
1385.....	308	217	82	226	204	13	933	0
1389.....	2440 ⁽³⁾	290	707 ⁽³⁾	1733 ⁽³⁾	200	90	1341	0
1390.....	1785 ⁽³⁾	335	822 ⁽³⁾	963 ⁽³⁾	244	91	1723	0
1391.....	2078 ⁽³⁾	540	1247 ⁽³⁾	831 ⁽³⁾	452	88	1779	0
1392.....	3097 ⁽³⁾	520	1468 ⁽³⁾	1629 ⁽³⁾	430	90	1952	0
1393.....	2386	310	1471	915	208	102	2136	0

1. This company's liners travel between Southern Iranian ports and islands or between southern Iranian ports and Persian Gulf coastal states.

2. This company's liners travel between northern Iranian ports and the Caspian Sea coastal states.

3. Revised figures.

Source: I. R. I. Shipping Co

**12.15. PASSENGERS ARRIVING AT AND DEPARTING FROM AIRPORTS BY DOMESTIC
AND INTERNATIONAL FLIGHTS (1000 persons)**

Year	Departure			Arrival		
	Total	Domestic	International	Total	Domestic	International
1375.....	9306	8363	943	9250	8363	886
1380.....	10101	8564	1537	10039	8564	1475
1385.....	15286	12423	2862	15245	12423	2822
1389.....	20157	16104	4053	19951	16104	3847
1390.....	20885	16481	4404	20860	16481	4379
1391.....	20793	16655	4138	20734	16655	4079
1392.....	19687	16617	3070	19618	16617	3001
1393.....	22822	17462	5360	22812	17462	5350

Source: Civil Aviation Organization.

12.16. PASSENGERS ON INTERNATIONAL FLIGHTS TRANSPORTED BY DOMESTIC AND FOREIGN AIRLINES (1000 persons)

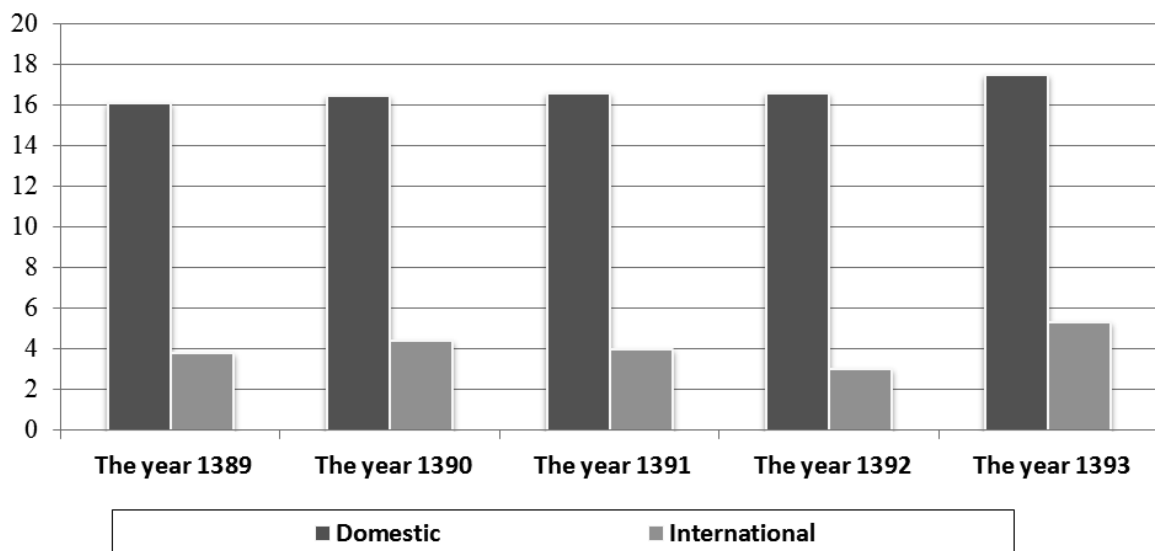
Description	1375		1380		1385		1389	
	Departure	Arrival	Departure	Arrival	Departure	Arrival	Departure	Arrival
Total	943	886	1537	1475	2862	2822	4053	3847
Domestic airlines	729	680	1160	1119	1942	1921	2436	2368
Foreign airlines	214	207	376	356	921	901	1617	1479

Description	1390		1391		1392		1393	
	Departure	Arrival	Departure	Arrival	Departure	Arrival	Departure	Arrival
Total	4404	4379	4139	4080	4626	4503	5360	5350
Domestic airlines	2566	2536	2526	2483	3070	3001	3354	3360
Foreign airlines	1837	1842	1613	1597	1556	1502	2006	1990

Source: Civil Aviation Organization.

12.3 . NUMBER OF IN-COMING PASSENGERS ON DOMESTIC & INTERNATIONAL FLIGHTS

Million persons



For data see Table 12.15 .

12.17. PASSENGERS ON FLIGHTS OF DOMESTIC AIRLINES BY AIRPORT⁽¹⁾ (1000 persons)

Ostan and airport	1375		1380		1385		1389	
	Departure	Arrival	Departure	Arrival	Departure	Arrival	Departure	Arrival
Total	8363	8363	8564	8564	12423	12423	16104	16104
East Azarbayejan								
Tabriz.....	300	295	273	275	390	395	541	533
Sahand	4	4	3	3	3	3	2	2
West Azarbayejan								
Orumiyyeh.....	107	108	110	108	134	131	130	127
Khoy	×	×	×	×	×	×	6	5
Ardebil								
Ardebil.....	40	40	42	43	89	88	132	127
Parsabad.....	2	2	2	2	3	2	4	3
Esfahan								
Esfahan	525	543	516	524	664	666	724	745
Ilam								
Ilam.....	8	7	7	8	18	18	52	53
Bushehr								
Bahrgan.....	3	3	2	2	3	3	8	8
Bushehr.....	136	135	125	123	150	148	157	154
Khark	34	28	47	40	78	77	79	79
Asaluyeh.....	0	0	21	19	282	276	273	274
Tohid.....	20	18	9	8	15	15	8	7
Tehran								
Emam Khomeini.....	×	×	×	×	×	×	2	1
Mehrabad.....	3384	3391	3441	3476	5047	5062	6002	6104
Chaharmahal & Bakhtiari								
Shahr-e-Kord	0	0	11	12	7	9	21	21
South Khorasan								
Birjand	6	6	6	7	43	43	58	59
Khorasan-e-Razavi								
Sabzevar	×	×	×	×	×	×	19	18
Mashhad	873	883	1033	1026	1457	1486	2418	2388
North Khorasan								
Bojnourd.....	0	0	4	4	7	7	16	15
Khuzestan								
Abadan.....	105	104	108	106	124	126	217	217
Aghajari	×	×	×	×	×	×	×	×
Ahvaz.....	394	390	455	454	691	692	889	868
Behbahan	1	1	0	0	0	0		
Dezful	3	3	//	//	17	17	47	45
Mahshahr	40	38	52	48	137	135	109	102
Zanjan								
Zanjan.....	×	×	×	×	×	×	×	×
Semnan								
Shahrud.....	0	0	0	0	0	0	1	1
Sistan & Baluchestan								
Iranshahr	5	5	4	4	5	6		
Chabahar.....	58	64	76	72	91	85	87	89

12.17. PASSENGERS ON FLIGHTS OF DOMESTIC AIRLINES BY AIRPORT⁽¹⁾ (continued)
(1000 persons)

Ostan and airport	1375		1380		1385		1389	
	Departure	Arrival	Departure	Arrival	Departure	Arrival	Departure	Arrival
Zabol.....	4	3	4	2	16	12	12	10
Zahedan	148	145	139	140	172	162	×	×
Saravan	×	×	×	×	×	×	×	×
<i>Fars</i>								
Jahrom	3	1	//	//	0	0	5	4
Shiraz	633	660	615	620	835	842	982	986
Lar	25	23	11	12	9	10	14	13
Lamerd.....	11	10	7	6	14	14	13	12
<i>Kordestan</i>								
Sanandaj	11	11	14	15	27	29	46	46
<i>Kerman</i>								
Bam	3	2	6	5	23	24	5	7
Jiroft	1	1	//	//	0	0	0	0
Rafsanjan.....	26	23	8	9	6	6	0	0
Sirjan.....	4	5	4	4	11	10	6	6
Kerman	215	208	193	191	218	215	337	330
<i>Kermanshah</i>								
Kermanshah	105	111	169	176	230	228	269	267
<i>Kohgiluyeh & Boyerahmad</i>								
Yasuj.....	×	×	×	×	×	×	×	×
<i>Golestan</i>								
Gorgan	0	0	8	8	33	31	109	110
<i>Gilan</i>								
Rasht.....	70	73	59	60	64	65	147	146
<i>Lorestan</i>								
Khorramabad	10	10	16	19	20	24	13	13
<i>Mazandaran</i>								
Ramsar	5	5	5	5	9	9	10	9
Sari.....	21	21	27	27	27	30	60	63
Noshahr.....	1	2	//	0	8	7	16	14
<i>Markazi</i>								
Arak	×	×	×	×	×	×	3	3
<i>Hormozgan</i>								
Abumusa	4	4	1	1	11	10	13	13
Bandar Abbas	389	348	271	256	343	332	496	488
Bandar-e-Lengeh	36	35	23	20	17	15	16	16
Siri	14	12	21	19	32	22	41	32
Qeshm	0	0	20	16	35	38	78	71
Kish.....	413	434	438	444	608	607	912	916
Lavan	30	22	34	26	28	27	39	33
<i>Hamedan</i>								
Hamedan	5	5	3	4	2	3	15	14
<i>Yazd</i>								
Tabas	1	1	1	2	0	0	5	4
Yazd.....	125	120	119	110	135	133	187	186

12.17. PASSENGERS ON FLIGHTS OF DOMESTIC AIRLINES BY AIRPORT⁽¹⁾ (continued)
(1000 persons)

Ostan and airport	1390		1391		1392		1393	
	Departure	Arrival	Departure	Arrival	Departure	Arrival	Departure	Arrival
Total	16476	16476	16654	16654	16617	16617	17462	17462
East Azarbayejan								
Tabriz.....	535	536	507	503	495	496	569	580
Sahand	1	1	-	-	0	0	1	0
West Azarbayejan								
Orumiyyeh.....	121	123	133	134	148	151	144	145
Khoy.....	6	5	5	5	3	2	0	0
Ardebil								
Ardebil.....	128	124	107	106	91	91	83	83
Parsabad.....	5	4	3	2	-	-	-	-
Esfahan								
Esfahan	729	752	747	771	766	787	801	814
Ilam								
Ilam.....	69	67	67	66	64	63	66	64
Bushehr								
Bahrgan.....	10	8	11	9	13	11	14	12
Bushehr.....	177	174	182	182	172	174	158	157
Khark	83	83	94	93	97	96	96	95
Asaluyeh.....	317	317	372	371	348	345	367	364
Tohid.....	13	11	10	7	9	7	9	8
Tehran								
Emam Khomeini.....	0	1	1	1	0	0	3	0
Mehrabad.....	6220	6288	6209	6232	6112	6117	6398	6428
Chaharmahal & Bakhtiari								
Shahr-e-Kord	7	8	7	8	2	2	6	7
South Khorasan								
Birjand	49	51	48	49	44	44	44	44
Khorasan-e-Razavi								
Sabzevar	19	20	21	22	14	15	11	11
Mashhad	2472	2438	2669	2665	2768	2771	2986	2992
North Khorasan								
Bojnourd.....	19	18	17	17	21	21	17	17
Khuzestan								
Abadan.....	162	163	124	124	178	178	216	208
Aghajari	7	5	7	6	8	6	8	6
Ahvaz.....	901	900	944	946	916	917	975	974
Behbahan	0	0	0	0	0	0		
Dezful	58	57	56	57	68	69	52	52
Mahshahr.....	106	101	112	111	83	81	86	83
Zanjan								
Zanjan.....	9	9	13	12	10	10	8	9
Semnan								
Shahrud.....	0	0	0	0	0	0	0	0
Sistan & Baluchestan								
Iranshahr	8	8	13	13	13	13	12	12
Chabahar.....	78	82	78	78	63	64	70	67

12.17. PASSENGERS ON FLIGHTS OF DOMESTIC AIRLINES BY AIRPORT⁽¹⁾ (continued)
(1000 persons)

Ostan and airport	1390		1391		1392		1393	
	Departure	Arrival	Departure	Arrival	Departure	Arrival	Departure	Arrival
Zabol.....	7	7	10	10	10	10	9	9
Zahedan	249	229	222	206	198	184	205	196
Saravan	0	0	0	0	0	0	0	1
Fars								
Jahrom	0	0	0	0	0	0	0	0
Shiraz	977	982	965	965	942	948	958	986
Lar	13	12	12	12	12	12	14	13
Lamerd.....	0	0	11	10	10	10	9	10
Kordestan								
Sanandaj	41	43	44	47	36	40	28	31
Kerman								
Bam	5	7	5	6	2	4	5	6
Jiroft	0	0	0	0	0	0	3	3
Rafsanjan	0	0	0	0	7	7	9	9
Sirjan.....	5	5	6	6	10	11	12	12
Kerman	337	332	332	327	310	306	349	344
Kermanshah								
Kermanshah	260	257	218	216	201	200	213	206
Kohgiluyeh & Boyerahmad								
Yasuj.....	16	15	11	12	11	11	6	7
Golestan								
Gorgan	108	109	90	92	82	83	73	72
Gilan								
Rasht.....	147	148	131	131	140	142	139	141
Lorestan								
Khorramabad	14	14	18	15	22	21	41	40
Mazandaran								
Ramsar	15	15	18	17	20	19	12	11
Sari.....	62	65	73	77	91	98	105	108
Noshahr.....	15	15	16	15	15	15	13	13
Markazi								
Arak	4	4	0	0	0	0	3	3
Hormozgan								
Abumusa	15	15	19	20	17	18	10	16
Bandar Abbas	503	467	459	456	435	423	437	423
Bandar-e-Lengeh	15	14	13	13	13	13	11	11
Siri	36	27	30	25	32	30	31	27
Qeshm	84	76	91	88	134	128	160	152
Kish.....	999	1005	1084	1085	1107	1103	1131	1103
Lavan	38	30	32	31	39	39	34	32
Hamedan								
Hamedan	11	11	4	3	8	7	11	11
Yazd								
Tabas	2	2	2	3	2	2	2	2
Yazd.....	188	187	181	176	198	196	227	227

1. Figures relating to such airports which have transported less passengers, are included in the total.

Source: Civil Aviation Organization.

12.18. PASSENGERS ON INTERNATIONAL FLIGHTS OF DOMESTIC⁽¹⁾ AIRLINES BY DOMESTIC AND OVERSEAS AIRPORTS
(1000 persons)

Description	1375		1380		1385		1389	
	Departure	Arrival	Departure	Arrival	Departure	Arrival	Departure	Arrival
Total	1275	1275	2018	2018	2609	2558	000	000
Domestic airports	643	621	979	985	1272	1256	4053	3847
Abadan.....	2	2	3	4	0	0	2	2
Ardebil.....	000	000	000	000	000	000	7	6
Orumiyeh.....	0	0	3	3	1	1	10	6
Esfahan.....	34	33	45	65	65	65	180	162
Emam Khomeini.....	×	×	×	×	210	206	2343	2267
Ahvaz.....	7	6	15	16	24	22	72	62
Bandar Abbas.....	44	48	25	26	32	32	57	55
Bushehr.....	3	7	16	15	18	17	17	16
Tabriz.....	12	9	13	13	24	24	129	124
Tehran.....	422	402	602	584	545	540	259	221
Chabahar.....	000	000	000	000	000	000	7	7
Rasht.....	0	0	4	4	0	0	18	16
Zahedan.....	3	3	2	3	1	1	16	14
Sari.....	0	0	14	18	16	16	54	45
Shiraz.....	80	74	98	91	113	119	165	163
Qeshm.....	000	000	000	000	000	000	34	34
Kerman.....	//	//	11	8	3	3	33	30
Kermanshah.....	0	0	2	3	1	1	15	13
Kish.....	000	000	000	000	000	000	80	81
Lar.....	19	20	31	28	30	28	41	39
Lamerd.....	//	1	10	10	10	10	8	7
Mashhad.....	16	16	75	82	123	113	437	414
Yazd.....	0	0	8	8	7	7	36	32
Other.....	0	0	1	4	49	51	33	31
Overseas airports	632	654	1039	1033	1337	1302	000	000
Athens.....	2	2	0	0	0	0	000	000
Almati.....	4	4	3	3	0	0	000	000
Arlanda.....	6	6	14	15	20	20	000	000
Amsterdam.....	9	10	26	27	26	28	000	000
Ankara.....	000	000	000	000	000	000	000	000
Abu Dhabi.....	3	3	0	0	1	1	000	000
Urumchi.....	000	000	000	000	000	000	000	000
Istanbul.....	23	27	18	19	34	35	000	000
Yerevan.....	000	000	000	000	000	000	000	000
Stockholm.....	000	000	000	000	000	000	000	000
Baku.....	8	9	1	2	5	5	000	000
Bangkok.....	000	000	000	000	000	000	000	000
Bahrain.....	5	5	27	26	29	29	000	000

**12.18.PASSENGERS ON INTERNATIONAL FLIGHTS OF DOMESTIC⁽¹⁾ AIRLINES BY
DOMESTIC AND OVERSEAS AIRPORTS (continued) (1000 persons)**

Description	1375		1380		1385		1389	
	Departure	Arrival	Departure	Arrival	Departure	Arrival	Departure	Arrival
Baghdad.....	000	000	000	000	000	000	000	000
Mumbai.....	10	11	9	10	19	19	000	000
Beirut.....	000	000	000	000	000	000	000	000
Paris.....	13	14	21	21	15	16	000	000
Beijing.....	10	11	17	17	20	22	000	000
Tashkent.....	3	4	3	3	4	4	000	000
Tokyo.....	13	11	16	16	13	11	000	000
Jiddah.....	134	135	300	269	293	211	000	000
Dhaka.....	0	0	12	8	0	0	000	000
Dhamam.....	000	000	000	000	000	000	000	000
Damascus.....	41	42	26	26	38	40	000	000
Dubai.....	141	146	279	287	426	383	000	000
Dusseldorf.....	000	000	000	000	000	000	000	000
Dushanbe.....	000	000	000	000	000	000	000	000
Delhi.....	000	000	000	000	000	000	000	000
Doha.....	12	14	18	18	17	16	000	000
Rome.....	8	8	9	9	6	5	000	000
Geneva.....	3	3	3	3	5	6	000	000
Sabiha.....	000	000	000	000	000	000	000	000
Sharjah.....	22	19	8	8	2	1	000	000
Ashkhabad.....	2	2	1	3	0	0	000	000
Frankfurt.....	28	31	33	35	36	35	000	000
Kabul.....	000	000	000	000	000	000	000	000
Copenhagen.....	0	0	6	6	10	10	000	000
Cologne.....	000	000	000	000	000	000	000	000
Karachi.....	8	8	5	5	6	7	000	000
Kuala Lumpur.....	11	13	11	14	25	27	000	000
Kuwait.....	47	53	70	71	75	71	000	000
Kiev.....	000	000	000	000	000	000	000	000
Gothenburg.....	000	000	000	000	000	000	000	000
Larnaca.....	9	9	8	8	1	1	000	000
London.....	27	26	41	42	46	48	000	000
Madrid.....	2	2	2	2	0	0	000	000
Moscow.....	5	5	7	8	5	6	000	000
Muscat.....	000	000	000	000	000	000	000	000
Medina.....	000	000	000	000	000	000	000	000
Milan.....	000	000	000	000	000	000	000	000
Najaf.....	000	000	000	000	000	000	000	000
Vienna.....	6	6	6	7	7	10	000	000
Hamburg.....	12	13	13	13	21	20	000	000
Other.....	3	2	27	34	133	216	000	000

**12.18.PASSENGERS ON INTERNATIONAL FLIGHTS OF DOMESTIC⁽¹⁾ AIRLINES BY
DOMESTIC AND OVERSEAS AIRPORTS (continued)**

(1000 persons)

Description	1390		1391		1392		1393	
	Departure	Arrival	Departure	Arrival	Departure	Arrival	Departure	Arrival
<i>Total</i>	4404	4377	4140	4078	4626	4503	5360	5350
<i>Domestic airports</i>	4404	4377	4140	4078	4626	4503	5360	5350
Abadan.....	5	5	-	-	0	0	5	5
Ardebil.....	10	10	7	7	8	8	15	16
Orumiyeh	15	14	21	18	16	14	15	16
Esfahan	209	198	193	186	237	226	253	249
Emam Khomeini.....	2391	2338	2243	2201	2457	2388	3101	3052
Ahvaz	63	61	48	47	52	50	57	56
Bandar Abbas	57	55	45	44	38	37	38	37
Bushehr	15	15	10	11	13	12	13	13
Tabriz.....	139	142	110	111	118	115	129	129
Tehran	390	376	311	314	332	317	140	157
Chabahar.....	6	6	5	5	6	6	6	6
Rasht	22	22	20	20	13	13	17	18
Zahedan	23	23	15	15	14	14	16	16
Sari.....	74	75	66	66	104	99	105	113
Shiraz	155	202	181	182	174	173	230	233
Qeshm.....	23	24	8	9	27	28	34	36
Kerman	50	50	43	44	56	55	54	55
Kermanshah.....	24	24	18	19	18	20	24	24
Kish.....	95	90	102	104	119	120	131	133
Lar	38	37	37	34	40	38	41	38
Lamerd.....	8	7	6	5	4	4	4	3
Mashhad	506	519	566	552	693	685	833	848
Yazd	46	46	36	36	42	42	43	43
Other	40	38	49	48	44	41	56	56
<i>Overseas airports</i>	000	000	000	000	000	000	000	000
Athens.....	000	000	000	000	000	000	000	000
Almati.....	000	000	000	000	000	000	000	000
Arlanda (Sweden)	000	000	000	000	000	000	000	000
Amsterdam	000	000	000	000	000	000	000	000
Ankara	000	000	000	000	000	000	000	000
Abu Dhabi	000	000	000	000	000	000	000	000
Urumchi	000	000	000	000	000	000	000	000
Istanbul	000	000	000	000	000	000	000	000
Yerevan.....	000	000	000	000	000	000	000	000
Stockholm.....	000	000	000	000	000	000	000	000
Baku.....	000	000	000	000	000	000	000	000
Bangkok.....	000	000	000	000	000	000	000	000
Bahrain	000	000	000	000	000	000	000	000

**12.18.PASSENGERS ON INTERNATIONAL FLIGHTS OF DOMESTIC⁽¹⁾ AIRLINES BY
DOMESTIC AND OVERSEAS AIRPORTS (continued) (1000 persons)**

Description	1390		1391		1392		1393	
	Departure	Arrival	Departure	Arrival	Departure	Arrival	Departure	Arrival
Baghdad.....	000	000	000	000	000	000	000	000
Mumbai.....	000	000	000	000	000	000	000	000
Beirut.....	000	000	000	000	000	000	000	000
Paris.....	000	000	000	000	000	000	000	000
Beijing.....	000	000	000	000	000	000	000	000
Tashkent.....	000	000	000	000	000	000	000	000
Tokyo.....	000	000	000	000	000	000	000	000
Jiddah.....	000	000	000	000	000	000	000	000
Dhaka.....	000	000	000	000	000	000	000	000
Dhamam.....	000	000	000	000	000	000	000	000
Damascus.....	000	000	000	000	000	000	000	000
Dubai.....	000	000	000	000	000	000	000	000
Dusseldorf.....	000	000	000	000	000	000	000	000
Dushanbe.....	000	000	000	000	000	000	000	000
Delhi.....	000	000	000	000	000	000	000	000
Doha.....	000	000	000	000	000	000	000	000
Rome.....	000	000	000	000	000	000	000	000
Geneva.....	000	000	000	000	000	000	000	000
Sabiha.....	000	000	000	000	000	000	000	000
Sharjah.....	000	000	000	000	000	000	000	000
Ashkhabad.....	000	000	000	000	000	000	000	000
Frankfurt.....	000	000	000	000	000	000	000	000
Kabul.....	000	000	000	000	000	000	000	000
Copenhagen.....	000	000	000	000	000	000	000	000
Cologne.....	000	000	000	000	000	000	000	000
Karachi.....	000	000	000	000	000	000	000	000
Kuala Lumpur.....	000	000	000	000	000	000	000	000
Kuwait.....	000	000	000	000	000	000	000	000
Kiev.....	000	000	000	000	000	000	000	000
Gothenburg.....	000	000	000	000	000	000	000	000
Larnaca.....	000	000	000	000	000	000	000	000
London.....	000	000	000	000	000	000	000	000
Madrid.....	000	000	000	000	000	000	000	000
Moscow.....	000	000	000	000	000	000	000	000
Muscat.....	000	000	000	000	000	000	000	000
Medina.....	000	000	000	000	000	000	000	000
Milan.....	000	000	000	000	000	000	000	000
Najaf.....	000	000	000	000	000	000	000	000
Vienna.....	000	000	000	000	000	000	000	000
Hamburg.....	000	000	000	000	000	000	000	000
Other.....	000	000	000	000	000	000	000	000

1. Statistics for the years 1375, and 1380 through 1386 include only Airline of the

I.R.I. and Aseman Airline and figures as of the year 1387 include all airlines.

Source: Civil Aviation Organization.

12.19. HAJJ⁽¹⁾ PILGRIMS TRANSPORTED BY AIRLINES**(person)**

Year	Origin	Destination
1375	72521	72702
1380	88591	88666
1385	103133	103689
1389	85927	80956
1390	98484	96265
1391	75895	75556
1392	64720	66285
1393	64506	64506
Ardebil	460	482
Orumiyeh	2038	2035
Esfahan	7612	7612
Ahvaz	2985	2983
Bandar Abbas	437	436
Bushehr	719	718
Tabriz	2662	2651
Tehran	19848	19839
Rasht	616	604
Zahedan	892	893
Zanjan	1190	1184
Sari	2812	2839
Shiraz	3885	3924
Kerman	2638	2609
Kermanshah	1575	1567
Gorgan	1782	1786
Mashhad	8898	8879
Hamedan	1632	1624
Yazd	1825	1841

1. Relating to the greater pilgrimage.

Source: Civil Aviation Organization.

12.20. WEIGHT OF FREIGHT AND POSTAL ARTICLES TRANSPORTED THROUGH AIRPORTS OF THE COUNTRY BY DOMESTIC AND INTERNATIONAL FLIGHT (ton)

Year	Freight					
	Dispatched			Received		
	Total	Domestic	International	Total	Domestic	International
1375	48246	29265	18981	45229	29265	15964
1380	51979	26968	25012	52953	26968	25985
1385	58529	32173	26356	128559	32173	96386
1389	77920	47158	30762	112432	47158	65274
1390	81219	56413	24806	117634	56413	61221
1391	39598	13581	26017	54811	13581	41230
1392	28701	11157	17544	45392	11157	34235
1393	32088	10086	22002	50596	10086	40510

Year	Postal articles					
	Dispatched			Received		
	Total	Domestic	International	Total	Domestic	International
1375	5178	1652	3526	5054	1652	3402
1380	3914	2751	1162	3970	2751	1218
1385	6774	4763	2011	9723	4763	4960
1389	8823	5785	3038	14493	5785	8708
1390	8023	3843	4180	11685	3843	7842
1391	4276	3005	1271	4129	3005	1124
1392	3620	2676	944	3610	2676	934
1393	2995	2291	704	3196	2291	905

Source: Civil Aviation Organization.

12.21. GENERAL SPECIFICATIONS OF TRANSPORTATION COOPERATIVES AT THE END OF YEAR

(mln rials)

Description	Number	Members	Employees	Capita
<i>Registered cooperatives⁽¹⁾</i>				
1375	801	154752	45941	291703
1380	1382	169986	53846	395300
1385	2521	186166	66810	456454
1389	3923	201214	82411	4825103
1390	4116	133853	86106	5159387
1391	4145	237404	79260	4756690
1392	4205	229816	82639	4634962
1393	4263	236770	80680	5091636
<i>Cooperatives under establishment</i>				
1375	0	0	0	0
1380	0	0	0	0
1385	4	54	63	67
1389	88	1216	1217	3149
1390	61	944	973	1649
1391	89	1372	1587	2515
1392	0	0	0	0
1393	2	14	17	4
<i>Cooperatives in operation</i>				
1375	504	60518	39167	4537502
1380	776	68607	44047	4613418
1385	1455	78324	52375	4704154
1389	2667	158800	67037	4673876
1390	2579	178316	67804	4678827
1391	2386	182103	57406	4579194
1392	2297	175097	59536	4460427
1393	2168	179107	54899	4853063

12.21. GENERAL SPECIFICATIONS OF TRANSPORTATION COOPERATIVES AT THE END OF YEAR (continued)

(mln rials)

Description	Number	Member	Employees	Capital
East Azarbayejan	91	12650	2472	10023
West Azarbayejan	40	6679	2222	11251
Ardebil	27	7353	262	982
Esfahan	77	16438	1545	40923
Alborz	12	1269	412	7427
Ilam	4	72	35	50
Bushehr	157	3927	3625	54669
Tehran	126	12456	9729	4009565
Chaharmahal & Bakhtiyari	29	1822	1810	1308
South Khorasan	11	1541	61	1606
Khorasan-e-Razavi	103	23813	1749	406817
North Khorasan.....	44	2586	2171	2396
Khuzestan	105	8558	2109	8056
Zanjan	35	3943	615	2767
Semnan	19	2242	2473	601
Sistan & Baluchestan	74	1097	1302	42103
Fars	71	10954	2414	23048
Qazvin	43	4477	1430	1264
Qom	8	4148	93	7381
Kordestan	53	4565	724	7350
Kerman	81	4058	1141	25201
Kermanshah	37	4215	716	1186
Kohgiluyeh & Boyerahmad	39	285	276	1148
Golestan	65	3842	1030	20687
Gilan	104	7988	4144	6998
Lorestan	100	2628	861	3009
Mazandaran	141	9255	3373	9912
Markazi	107	5945	959	1575
Hormozgan	245	5063	3975	126181
Hamedan	29	2007	269	2220
Yazd	91	3231	902	15359

1. Including cooperatives in operation, out of operation, and under establishment.

Source: Ministry of Cooperatives, Labor and Social Welfare.

12.22. WORKERS OF ESTABLISHMENTS RENDERING STORAGE SERVICES

Description	1384	1387	1390
<i>Total</i>	<i>8178</i>	<i>8582</i>	<i>10410</i>
Paid workers	7084	7928	9252
Unpaid workers.....	1094	654	1158

Source: Statistical Centre of Iran.

12.23. ESTABLISHMENTS RENDERING STORAGE SERVICES BY TYPE OF MANAGEMENT

Year	Total	Private	Public	Cooperative
<i>1384</i>	820	763	49	8
1387	827	755	45	27
<i>1390</i>	<i>1140</i>	<i>1073</i>	<i>28</i>	<i>39</i>

Source: Statistical Centre of Iran.

12.24. NUMBER OF ESTABLISHMENTS RENDERING STORAGE SERVICES BY TYPE OF MAIN ACTIVITY OSTAN, THE YEAR 1390

Ostan	Total	Storage	Cold storage
Total country	1140	610	530
East Azarbayejan	37	5	32
West Azarbayejan	129	2	127
Ardebil	21	8	13
Esfahan	55	30	25
Alborz.....	10	0	10
Ilam	4	0	4
Bushehr.....	5	2	3
Tehran	479	459	20
Chaharmahal & Bakhtiyari	4	1	3
South Khorasan	1	0	1
Khorasan-e-Razavi	29	6	23
North Khorasan.....	1	0	1
Khuzestan	14	6	9
Zanjan	4	0	4
Semnan	18	3	15
Sistan & Baluchestan	12	0	12
Fars	16	2	14
Qazvin	5	1	4
Qom	24	15	9
Kordestan	7	2	5
Kerman	58	0	58
Kermanshah	6	4	2
Kohgiluyeh & Boyerahmad	2	0	2
Golestan.....	6	4	2
Gilan	13	6	7
Lorestan	2	0	2
Mazandaran	81	5	76
Markazi	3	0	3
Hormozgan	69	44	25
Hamedan	17	4	13
Yazd	7	1	6

Source: Statistical Centre of Iran

12.25. CHARACTERISTICS OF DOMESTIC COLD STORAGE BY TYPE OF THEIR HALLS AND OSTAN

Year and Ostan	Number of cold storages	One-circuit below zero			One-circuit above zero		
		Number	Area (sq m)	Volume (cu m)	Number	Area (sq m)	Volume (cu m)
1387	429	499	145892	640795	2591	623500	2590863
1390⁽¹⁾	537	477	188115	811753	3295	938887	4250233
East Azarbayejan	32	39	12919	61680	185	57567	259040
West Azarbayejan	127	112	38333	156070	936	269785	1255320
Ardebil	13	29	8332	36260	85	37349	170723
Esfahan	25	15	2506	11279	473	75844	370251
Alborz	10	0	0	0	104	25122	74747
Ilam	4	4	560	2415	15	2150	5300
Bushehr	3	3	325	815	5	417	967
Tehran	20	90	64083	318052	262	151674	691470
Chaharmahal & Bakhtiyari	3	7	550	2300	31	6796	28584
South Khorasan	0	0	0	0	0	0	0
Khorasan-e-Razavi	23	15	2118	10266	186	61936	230291
North Khorasan	0	0	0	0	0	0	0
Khuzestan	10	13	1746	7450	7	704	2068
Zanjan	4	0	0	0	30	7224	36000
Semnan	15	3	179	449	34	6270	28225
Sistan & Baluchestan	12	7	2088	7913	15	6842	22211
Fars	14	9	3945	18750	147	48611	228814
Qazvin	4	0	0	0	18	1512	3840
Qom	9	0	0	0	71	14058	65481
Kordestan	5	2	252	875	21	2375	8225
Kerman	58	0	0	0	144	40090	198587
Kermanshah	4	2	240	1200	0	0	0
Kohgiluyeh & Boyerahmad	0	0	0	0	0	0	0
Golestan	2	0	0	0	6	643	2571
Gilan	7	8	2213	10679	12	2012	9556
Lorestan	0	0	0	0	0	0	0
Mazandaran	79	11	2436	11183	440	95332	471513
Markazi	3	0	0	0	3	1500	7200
Hormozgan	27	67	29630	111513	5	600	2312
Hamedan	13	31	14230	37455	40	16319	49906
Yazd	6	1	490	1680	6	504	2520

12.25.CHARACTERISTICS OF DOMESTIC COLD STORAGES AND TYPE OF THEIR HALLS BY OSTAN (continued)

Ostan	Two-circuit zero			
	Number	Area (sq m)	Volume (cu m)	Nominal capacity (ton)
1387	768	215404	959163	1167618
1390⁽¹⁾	743	246429	1101817	1520077
East Azarbayejan	8	3540	15172	92425
West Azarbayejan.....	58	18050	78908	378420
Ardebil	000	000	000	58333
Esfahan	85	18169	88944	135033
Alborz.....	12	4958	24792	33270
Ilam	000	000	000	2350
Bushehr.....	000	000	000	417
Tehran	143	56531	269605	189617
Chaharmahal & Bakhtiyari	000	000	000	12000
South Khorasan	000	000	000	000
Khorasan-e-Razavi	61	11345	47532	73327
North Khorasan.....	000	000	000	000
Khuzestan	19	9870	40611	17769
Zanjan	000	000	000	8000
Semnan	000	000	000	21905
Sistan & Baluchestan	000	000	000	7088
Fars	52	18161	79763	48747
Qazvin	43	24000	96000	26040
Qom	30	6818	29383	42750
Kordestan	13	840	3500	9917
Kerman	18	6500	31000	73650
Kermanshah	16	1452	6000	6248
Kohgiluyeh & Boyerahmad	000	000	000	000
Golestan	11	1929	4018	4821
Gilan	000	000	000	2691
Lorestan	000	000	000	000
Mazandaran	138	48458	214734	172451
Markazi	000	000	000	6000
Hormozgan	7	1215	4861	34380
Hamedan	2	625	2047	43467
Yazd	21	10080	47320	9660

1.The difference between the total country and total Ostans is due to unavailability of the statistics for 4 Ostans (South Khorasan, north Khorasan, Kohgiluyeh & Boyerahmad and Lorestan).

Source: Statistical Centre of Iran.

12.26. PAYMENTS AND RECEIPTS OF ESTABLISHMENTS RENDERING STORAGE SERVICES

(mln rials)

Description	1384	1387	1390
Payments	422262	817063	647451
Stationery, less durable used goods	2105	6675	9026
Packaging materials	2300	4540	21059
Refrigerant gases	3873	4720	12718
Water	7574	7563	172339 ⁽¹⁾
Electricity	38577	51292	000 ⁽¹⁾
Natural gases.....	878	2059	000 ⁽¹⁾
Other fuels (kerosene, gas, gas oil, etc)	2767	5297	000 ⁽¹⁾
Minor repairs of construction	5971	20872	0
Minor repairs of vehicles	5072	9912	0
Minor repairs of capital assets	4980	10511	41709
Trade premium	6841	14864	28703
Post and telecommunications	4662	8952	12211
Rental of the place	21239	20029	61448
Transport.....	3071	6467	211895
Rental of vehicles and equipment.....	3615	9552	13174
Tax.....	22827	65952	0
Transferring payments	2078	2055	0
Penalty, loss and compensation	4797	25170	0
Salary, accountancy and audit	5490	8691	0
Repayment of the whole banking and non-banking loan and benefit....	16089	44780	0
Bank charges.....	3723	1808	0
Compensation of employees' services	230341	437934	0
Retirement allowances, remaining leave days and redemption.....	7835	35977	0
Other ⁽²⁾	15556	11391	63168
Receipts	718792	1412946	2809319
Storage fee	192493	521203	848409
Cold storage fee.....	389339	773873	1364352
Weighing fee.....	5439	8674	48861
Receipt of loading and unloading	68086	62762	348395
Difference between purchase and sale of unchanged goods.....	28971	13330	101549
Rental of the place	2466	4718	0
Banking and non-banking deposit profits and dividends.....	7294	8087	0
Loss and compensation.....	5117	578	0
Grants from government, other organizations and institutes.....	8324	11931	0
Other ⁽²⁾	11264	7790	97755 ⁽³⁾

1. Including water, electricity, natural gas and Other fuels (kerosene, gas, gas oil, etc).

2. Excluding investment and depreciation.

3. Including the cost of packaging the goods, too.

Source: Statistical Centre of Iran.

12.27. NUMBER AND CAPACITY OF OPERATING SILOS AND TYPE OF WHEAT**WAREHOUSE****(1000 tons)**

Year and Ostan	Wheat silo		Type of wheat warehouse			
			Regular covered warehouse		Uncovered	
	Number	Capacity	Number	Capacity	Number	Capacity
1375	62	1839	67	499	13	1200
1380	91	2709	36	490	16	1730
1385	94	2881	42	538	16	1900
1389	78	2787	63	978	17	1980
1390	84	2985	67	1078	17	1980
1391	84	2985	67	1078	17	1980
1392	84	2985	67	1078	17	1980
1393	85	3025	68	1098	17	1980
East Azarbayejan	7	170	5	75	0	0
West Azarbayejan	4	84	7	55	1	100
Ardebil	3	68	1	20	1	100
Esfahan	3	144	0	0	1	180
Alborz	1	80	1	40	1	140
Ilam	0	0	1	20	0	0
Bushehr	1	8	0	0	0	0
Tehran	4	264	2	10	1	280
Chaharmahal & Bakhtiari	1	28	0	0	0	0
South Khorasan	1	5	2	30	0	0
Khorasan-e-Razavi	8	236	2	40	1	240
North Khorasan	2	55	0	0	0	0
Khuzestan	6	244	5	90	1	150
Zanjan	1	8	1	15	1	100
Semnan	1	28	1	20	1	80
Sistan & Baluchestan	2	79	2	40	0	0
Fars	4	152	7	180	2	210
Qazvin	1	80	2	25	0	0
Qom	2	108	1	20	0	0
Kordestan	3	78	5	60	0	0
Kerman	4	166	0	0	1	40
Kermanshah	6	188	6	68	2	80
Kohgiluyeh & Boyerahmad	1	28	0	0	0	0
Golestan	5	152	5	110	0	0
Gilan	1	103	0	0	0	0
Lorestan	6	145	4	45	0	0
Mazandaran	1	103	0	0	0	0
Markazi	2	41	1	20	1	100
Hormozgan	0	0	1	20	1	100
Hamedan	3	166	6	95	0	0
Yazd	1	18	0	0	1	80

Source: Iranian Government Commerce Compa.