

10

Construction and Housing



Introduction

Construction statistics presented in this chapter include data on construction of residential and non-residential buildings and existing housing units, but exclude data for other types of construction such as dams, bridges, channels, and networks.

Registered data on construction permits issued by municipalities across the country were brought under consideration by the SCI in the year 1354, and collected and published annually as of the year 1358.

Statistics relating to construction activities of private sector in urban areas have been gathered and published by the Central Bank of Iran since the year 1343, which at present include the number, specifications and costs of residential and non-residential buildings.

Statistical data for residential and non-residential buildings in rural areas, including the number, construction costs, type of main construction materials used, etc. were collected and published by the SCI during the years 1351- 1353. Also, data on construction activities of the private sector in urban and rural areas were collected and published by the SCI for the years 1372, 1373, and 1375. The same data for rural areas were collected and published by the Centre for the years 1379, 1380, 1381 and 1382.

From among the public sector organizations engaged in planning and implementing construction projects, only data related to the Islamic Revolution Housing Foundation are collected and disseminated as registers annually.

National Land and Housing Organization, the only organization authorized to cede land in urban areas, registers and disseminates data on the number of households receiving land for construction of housing units, as well as the area of land ceded annually.

Data collection for existing housing units on a large scale was first practised in the 1335 National Census and repeated in the National Censuses of Population and Housing in the years 1345, 1355, 1365, 1375 and 1385. Statistics for 1385 have been published in detail separately for each Shahrestan, Ostan, and the total country.

In addition, data on housing units sale price and rental for 21 populous cities of the country were collected and published by the SCI from 1372 to 1378. From the year 1379 to the year 1382, the same data have been collected for 30 cities. Ministry of Housing and Urban Development has collected and published these data for 30 cities from the year 1383 to the year 1385, and for 32 cities since 1386. Moreover, statistics on housing cooperatives are prepared by the Ministry of Cooperatives and made available to interested bodies.

The statistics presented in this chapter are as follows:

- Permits issued for construction and extension of residential and non-residential buildings in urban areas.
- Characteristics of construction activities of the private sector.

- Improvement and construction of rural housing, construction and repair of housing units damaged by natural disasters.
- Land ceded in urban areas.
- Average sale price and rental of housing units.
- General characteristics of housing cooperatives.

Definitions and concepts

Building: an enclosed, fixed and independent space, completely or partially roofed, intended for residence or economic activity, provided the floor area of the roofed space is not less than 4 square metres.

Completed building: a building whose construction is finished at the reported period and is ready to use.

Land area: area of the land on which the building is constructed or reconstructed.

Total floor area: total area of all floors including basement, ground floor, semi-floor, first floor, and other floors.

Construction costs: either estimated at the beginning of construction work or upon completion of the work, includes costs of the design, supervision, construction permits, construction materials, tools, workers' wages, architect fees, central heating system, lighting, water, sewage system, etc. Construction costs excludes value of the land.

Mixed-use buildings (both residential and non-residential): buildings used for both residence and economic activities, such as buildings with lower floor(s) for shops and upper floors for residential use.

Housing unit: a housing unit consists of a place where one or more households are living during the census implementation time. Place means a space or a surrounded area having one or several entrances to a public passage (alley, public road, market, square, etc.) or to a private passage (a common hall or staircase).

Room: refers to the hall, sitting room and a traditional kitchen and a roofed and surrounded space with a minimum floor area of 4 sq m and a

minimum height of 2 m. Kitchens, parking lots, bathrooms, toilets, water store room, animal sheds, and barns should not be counted as rooms. But spaces like store room, wardrobe, closet and so on which are roofed and surrounded according to the above definition with a minimum floor area of 4 sq m and a minimum height of 2 m are considered as rooms.

Investment: payments made for the establishment of a building during a specified period, even if the building has not been completed during that period.

Construction activities: all activities related to different stages of construction of a building including digging of foundation, foundation work, footing beam, erection of the skeleton, brick works, installations, tile lining, sealing coat, painting, wiring, etc. Moreover, major and minor repairs in existing buildings including addition of another storey or new part, alteration or repair of installations, repair of water and gas pipes and sewage system, roof patching and insulating, repainting, changing of wall paper, repair of the compound, etc. are considered construction activities.

Construction of new buildings: activities of different stages of construction such as digging of foundation, foundation work and footing beam, erecting the skeleton, etc., for the first time.

Reconstruction: activities of different stages of construction on a piece of land on which there had been a building pulled down in order to construct a new one.

Major repairs: all types of construction activities carried out in existing buildings to increase their efficiency and life, such as increasing the number of floors in housing units, rooms or floor area, changing electrical wiring and water plumbing, reconstructing the yard and the compound, major repairs or changing of main parts of water and sewage systems or other

installations of the building, repainting, roof recovering, etc.

Minor repairs: all types of repairs which do not have the specifications of major repairs such as roof patching, slight repairing of water and sewage systems or other installations, etc.

Other construction activities: all other activities not falling under any one of the above-mentioned categories, such as preparation of land.

Household: see Chapter ۳, Definitions and concepts.

Owned land and building: owning land and building of residential unit by the households. Moreover, the households living in their flat usually share the land.

Owned building: if a household only owns the building of its residential unit but doesn't own the land, this type of tenure is called owned building.

Rented: is a kind of residential unit tenure based on which the households rent, pawn or rent their residential units along with paying deposits whether in cash or in kind.

Against service: is a kind of residential unit tenure based on which households occupy residential units against the work done by one or more members of the household, even if they pay some money monthly, this is considered against service.

Rent-free: is a kind of residential unit tenure based on which the household occupies a residential unit but doesn't pay anything (in cash or in kind). This tenure is classified in this group.

Urban areas: see Chapter 3, Definitions and concepts.

Rural areas: see Chapter 3, Definitions and concepts.

Cooperatives: see Chapter 5, Definitions and concepts.

Housing cooperatives: the cooperatives engaged in preparation of land and construction of residential units and/or purchase of completed or incomplete housing units for completion and ceding to cooperative members, whether employees or workers or others.

Selected information

In the year 1393, over 120000 construction permits with 68133000 sq m floor area were issued by municipalities which decreased by 41.65 and 49.44 percent, respectively in comparison to the preceding year. It is noteworthy that over 82 percent of the permits issued are related to the housing units.

In the year 1393, the number of investments made in urban areas for the buildings whose construction is newly started, semi-finished and completed was about 810562 bln rials which increased by 7.48 percent in comparison to the previous year.

In the year 1393, the cities of Tehran, Esfahan and Arak with 42021, 16538 and 15056 thousand rials had the maximum average price and Yasuj, Ilam and Yazd with 3267, 5589 and 5897 thousand rials had the minimum average price per sq m of the housing unit's floor area transacted in the real estates agencies. Besides, in the same year the cities of Tehran, Karaj, and Qazvin with 196493, 81627 and 69882 rials had the maximum average price, respectively and Ilam, Yazd and Yasuj with 23417, 23798 and 26428 rials had the minimum average price per sq m of the housing unit's floor area transacted in the real estate agencies between the landlord and leaseholder.

10.1. PERMITS ISSUED FOR CONSTRUCTION OF BUILDING IN URBAN AREAS BY LAND AREA AND FLOOR AREA
(number-1000 sq m)

| Year and Ostan | Permit | Land area | Floor area |
|-----------------------------|---------------|--------------|--------------|
| 1375 ⁽¹⁾ | 134837 | 41617 | 30691 |
| 1380 | 154254 | 60795 | 58837 |
| 1385 | 211813 | 79649 | 72072 |
| 1389 ⁽¹⁾ | 216944 | 80595 | 92920 |
| 1390 | 213148 | 74807 | 113700 |
| 1391 | 206372 | 68768 | 117513 |
| 1392 | 206395 | 75869 | 134750 |
| 1393 | 120408 | 43375 | 68133 |
| East Azarbayejan | 5054 | 1978 | 4777 |
| West Azarbayejan | 6450 | 1950 | 2541 |
| Ardebil | 2452 | 751 | 1098 |
| Esfahan | 14986 | 5779 | 7065 |
| Alborz | 2341 | 2663 | 2056 |
| Ilam | 1508 | 314 | 358 |
| Bushehr | 3375 | 1264 | 1035 |
| Tehran | 15643 | 5997 | 18716 |
| Chaharmahal&Bakhtiari | 1823 | 693 | 605 |
| South Khorasan | 1153 | 408 | 461 |
| Khorasan-e-Razavi | 7677 | 2500 | 5366 |
| North Khorasan | 1295 | 421 | 489 |
| Khuzestan | 8293 | 2091 | 3287 |
| Zanjan | 1714 | 488 | 659 |
| Semnan | 1085 | 664 | 447 |
| Sistan&Baluchestan | 1751 | 549 | 540 |
| Fars | 9557 | 3286 | 3989 |
| Qazvin | 1291 | 714 | 735 |
| Qom | 2406 | 606 | 1035 |
| Kordestan | 2507 | 578 | 966 |
| Kerman | 8022 | 2501 | 1982 |
| Kermanshah | 1970 | 502 | 935 |
| Kohgiluyeh&Boyerahmad | 1105 | 815 | 318 |
| Golestan | 1347 | 572 | 787 |
| Gilan | 3877 | 1213 | 1845 |
| Lorestan | 1579 | 460 | 594 |
| Mazandaran | 4235 | 1639 | 2450 |
| Markazi | 1744 | 577 | 795 |
| Hormozgan | 1116 | 545 | 813 |
| Hamedan | 1446 | 394 | 778 |
| Yazd | 1606 | 464 | 612 |

1. Excluding the city of Tehran.
Source: Statistical Centre of Iran

10.2. PERMITS ISSUED FOR CONSTRUCTION OF BUILDINGS IN URBAN AREAS BY TYPE OF USE (number)

| Year and Ostan | Total | Residential | Mixed residential and establishment | Commercial | Industrial, educational and sanitary | Other |
|------------------------------|---------------|--------------|-------------------------------------|-------------|--------------------------------------|------------|
| 1375 ⁽¹⁾ | 134837 | 120267 | 5740 | 6320 | 1040 | 1470 |
| 1380 ⁽¹⁾ | 128186 | 110824 | 7025 | 6950 | 1721 | 1666 |
| 1385 | 211813 | 185146 | 14001 | 9021 | 1955 | 1690 |
| 1389 ⁽¹⁾ | 216944 | 197105 | 10954 | 6586 | 1608 | 691 |
| 1390 ⁽¹⁾ | 183385 | 163618 | 10436 | 7049 | 1541 | 741 |
| 1391 | 206372 | 180907 | 14022 | 8774 | 1668 | 1001 |
| 1392 | 206395 | 175914 | 15852 | 10915 | 1887 | 1827 |
| 1393 | 120408 | 99768 | 10067 | 8226 | 1724 | 623 |
| East Azarbayejan | 5054 | 3674 | 682 | 511 | 153 | 34 |
| West Azarbayejan | 6450 | 5145 | 897 | 351 | 39 | 18 |
| Ardebil | 2452 | 1774 | 384 | 259 | 32 | 3 |
| Esfahan | 14986 | 12549 | 588 | 1230 | 518 | 101 |
| Alborz | 2341 | 2099 | 129 | 82 | 23 | 8 |
| Ilam | 1508 | 1357 | 100 | 44 | 4 | 3 |
| Bushehr | 3375 | 2905 | 286 | 136 | 18 | 30 |
| Tehran | 15643 | 13687 | 1259 | 433 | 133 | 131 |
| Chaharmahal&Bakhtiyari | 1823 | 1566 | 147 | 67 | 39 | 4 |
| South Khorasan | 1153 | 880 | 65 | 191 | 12 | 5 |
| Khorasan-e-Razavi | 7677 | 6138 | 627 | 734 | 100 | 78 |
| North Khorasan | 1295 | 983 | 170 | 123 | 13 | 6 |
| Khuzestan | 8293 | 6812 | 719 | 636 | 91 | 35 |
| Zanjan | 1714 | 1455 | 126 | 98 | 31 | 4 |
| Semnan | 1085 | 825 | 95 | 154 | 8 | 3 |
| Sistan&Baluchestan | 1751 | 1504 | 132 | 96 | 15 | 4 |
| Fars | 9557 | 8474 | 476 | 443 | 146 | 18 |
| Qazvin | 1291 | 1038 | 132 | 84 | 26 | 11 |
| Qom | 2406 | 1742 | 289 | 347 | 22 | 6 |
| Kordestan | 2507 | 2103 | 274 | 120 | 8 | 2 |
| Kerman | 8022 | 6727 | 581 | 595 | 75 | 44 |
| Kermanshah | 1970 | 1748 | 58 | 150 | 13 | 1 |
| Kohgiluyeh&Boyerahmad | 1105 | 961 | 57 | 73 | 9 | 5 |
| Golestan | 1347 | 899 | 312 | 109 | 12 | 15 |
| Gilan | 3877 | 3188 | 489 | 186 | 6 | 8 |
| Lorestan | 1579 | 1256 | 170 | 139 | 13 | 1 |
| Mazandaran | 4235 | 3643 | 385 | 182 | 20 | 5 |
| Markazi | 1744 | 1244 | 175 | 211 | 107 | 7 |
| Hormozgan | 1116 | 920 | 80 | 102 | 2 | 12 |
| Hamedan | 1446 | 1179 | 137 | 97 | 17 | 16 |
| Yazd | 1606 | 1293 | 46 | 243 | 19 | 5 |

1. Excluding the city of Tehran.

Source: Statistical Centre of Iran.

10.3. PERMITS ISSUED FOR CONSTRUCTION OF BUILDINGS IN URBAN AREAS BY TYPE OF SKELETON AND CONSTRUCTION MATERIALS (number)

| Year and Ostan | Total | Brick & steel | Brick & wood | Cement block | Metal skeleton | Reinforced concrete | Other |
|-----------------------------|---------------|---------------|--------------|--------------|----------------------|---------------------|-----------|
| 1375 ⁽¹⁾ | 134837 | 103751 | 1934 | 4153 | 22648 ⁽²⁾ | 000 ⁽²⁾ | 2351 |
| 1380 ⁽¹⁾ | 128186 | 60452 | 1030 | 7647 | 37299 | 18992 | 2766 |
| 1385..... | 211813 | 51269 | 796 | 4411 | 87647 | 66869 | 821 |
| 1389 ⁽¹⁾ | 216944 | 51439 | 334 | 3378 | 68873 | 92885 | 35 |
| 1390..... | 213148 | 40492 | 123 | 2266 | 69046 | 101214 | 7 |
| 1391..... | 206372 | 34457 | 80 | 1626 | 63909 | 106270 | 30 |
| 1392..... | 206395 | 34443 | 168 | 1292 | 51920 | 118390 | 182 |
| 1393..... | 120408 | 22958 | 387 | 1538 | 30626 | 64846 | 53 |
| East Azarbayejan..... | 5054 | 495 | 1 | 1 | 540 | 4015 | 2 |
| West Azarbayejan..... | 6450 | 505 | 2 | 18 | 1298 | 4626 | 1 |
| Ardebil..... | 2452 | 121 | 0 | 7 | 834 | 1490 | 0 |
| Esfahan..... | 14986 | 2029 | 13 | 278 | 1358 | 11308 | 0 |
| Alborz..... | 2341 | 3 | 0 | 0 | 330 | 2008 | 0 |
| Ilam..... | 1508 | 1070 | 2 | 2 | 34 | 400 | 0 |
| Bushehr..... | 3375 | 803 | 81 | 639 | 15 | 1836 | 1 |
| Tehran..... | 15643 | 22 | 2 | 5 | 5549 | 10047 | 18 |
| Chaharmahal&Bakhtiyari..... | 1823 | 254 | 1 | 3 | 1 | 1564 | 0 |
| South Khorasan..... | 1153 | 53 | 0 | 0 | 1056 | 44 | 0 |
| Khorasan-e-Razavi..... | 7677 | 96 | 0 | 10 | 7386 | 177 | 8 |
| North Khorasan..... | 1295 | 93 | 0 | 0 | 274 | 928 | 0 |
| Khuzestan..... | 8293 | 5120 | 218 | 67 | 713 | 2174 | 1 |
| Zanjan..... | 1714 | 157 | 0 | 0 | 244 | 1313 | 0 |
| Semnan..... | 1085 | 84 | 0 | 0 | 128 | 873 | 0 |
| Sistan&Baluchestan..... | 1751 | 691 | 0 | 2 | 513 | 545 | 0 |
| Fars..... | 9557 | 5850 | 43 | 193 | 1215 | 2254 | 2 |
| Qazvin..... | 1291 | 0 | 0 | 0 | 300 | 991 | 0 |
| Qom..... | 2406 | 584 | 0 | 0 | 1000 | 822 | 0 |
| Kordestan..... | 2507 | 380 | 1 | 3 | 607 | 1516 | 0 |
| Kerman..... | 8022 | 2688 | 3 | 94 | 2591 | 2646 | 0 |
| Kermanshah..... | 1970 | 235 | 4 | 2 | 884 | 845 | 0 |
| Kohgiluyeh&Boyerahmad..... | 1105 | 262 | 8 | 56 | 139 | 640 | 0 |
| Golestan..... | 1347 | 8 | 2 | 2 | 29 | 1306 | 0 |
| Gilan..... | 3877 | 46 | 4 | 14 | 107 | 3693 | 13 |
| Lorestan..... | 1579 | 21 | 0 | 0 | 1455 | 103 | 0 |
| Mazandaran..... | 4235 | 6 | 0 | 1 | 80 | 4147 | 1 |
| Markazi..... | 1744 | 22 | 0 | 1 | 797 | 924 | 0 |
| Hormozgan..... | 1116 | 244 | 1 | 138 | 3 | 727 | 3 |
| Hamedan..... | 1446 | 70 | 0 | 1 | 909 | 466 | 0 |
| Yazd..... | 1606 | 946 | 1 | 1 | 237 | 418 | 3 |

1. Excluding the city of Tehran.

2. Data for reinforced concrete are included with metal skeleton

Source: Statistical Centre of Iran.

**10.4. PERMITS ISSUED FOR CONSTRUCTION OF BUILDINGS IN URBAN AREAS BY
NUMBER OF STOREYS (number)**

| Year and Ostan | Total | 1storey | 2 storeys | 3 storeys | 4 storeys | 5 and more storeys |
|-------------------------------|---------------|--------------|--------------|--------------|--------------|--------------------|
| 1375 ⁽¹⁾ | 134837 | 66511 | 48797 | 15517 | 3031 | 981 |
| 1380 | 154254 | 59158 | 42356 | 20576 | 21215 | 10949 |
| 1385 | 211813 | 88386 | 60454 | 28536 | 13884 | 20553 |
| 1389 ⁽¹⁾ | 216944 | 75217 | 65500 | 37733 | 20774 | 17720 |
| 1390 | 213148 | 56986 | 50387 | 33298 | 22886 | 49591 |
| 1391 | 206372 | 53199 | 45569 | 32172 | 23301 | 52131 |
| 1392 | 206395 | 48990 | 47975 | 31946 | 23441 | 54043 |
| 1393 | 120408 | 33193 | 30405 | 17830 | 12728 | 26252 |
| East Azarbayejan | 5054 | 781 | 1033 | 1011 | 636 | 1593 |
| West Azarbayejan | 6450 | 1400 | 2965 | 975 | 396 | 714 |
| Ardebil | 2452 | 538 | 563 | 457 | 240 | 654 |
| Esfahan | 14986 | 3008 | 5623 | 3231 | 1237 | 1887 |
| Alborz | 2341 | 129 | 439 | 386 | 432 | 955 |
| Ilam | 1508 | 1032 | 224 | 136 | 66 | 50 |
| Bushehr | 3375 | 1673 | 878 | 337 | 333 | 154 |
| Tehran | 15643 | 366 | 799 | 2013 | 2368 | 10097 |
| Chaharmahal&Bakhtiyari | 1823 | 437 | 637 | 408 | 176 | 165 |
| South Khorasan | 1153 | 468 | 356 | 158 | 102 | 69 |
| Khorasan-e-Razavi | 7677 | 1803 | 1169 | 820 | 1154 | 2731 |
| North Khorasan | 1295 | 386 | 345 | 227 | 229 | 108 |
| Khuzestan | 8293 | 3790 | 2615 | 668 | 214 | 1006 |
| Zanjan | 1714 | 435 | 490 | 448 | 154 | 187 |
| Semnan | 1085 | 250 | 361 | 216 | 145 | 113 |
| Sistan&Baluchestan | 1751 | 903 | 484 | 204 | 113 | 47 |
| Fars | 9557 | 4412 | 2640 | 973 | 592 | 940 |
| Qazvin | 1291 | 167 | 209 | 247 | 436 | 232 |
| Qom | 2406 | 611 | 754 | 303 | 374 | 364 |
| Kordestan | 2507 | 364 | 847 | 669 | 345 | 282 |
| Kerman | 8022 | 5684 | 1431 | 389 | 200 | 318 |
| Kermanshah | 1970 | 331 | 691 | 367 | 168 | 413 |
| Kohgiluyeh & Boyerahmad | 1105 | 643 | 303 | 116 | 28 | 15 |
| Golestan | 1347 | 336 | 416 | 204 | 144 | 247 |
| Gilan | 3877 | 520 | 1147 | 503 | 709 | 998 |
| Lorestan | 1579 | 381 | 556 | 334 | 145 | 163 |
| Mazandaran | 4235 | 535 | 1085 | 946 | 927 | 742 |
| Markazi | 1744 | 490 | 444 | 322 | 190 | 298 |
| Hormozgan | 1116 | 594 | 174 | 76 | 52 | 220 |
| Hamedan | 1446 | 284 | 289 | 265 | 173 | 435 |
| Yazd | 1606 | 442 | 438 | 421 | 250 | 55 |

1. Excluding the city of Tehran.

Source: Statistical Centre of Iran.

10.5. PERMITS ISSUED FOR CONSTRUCTION OF BUILDINGS IN URBAN AREAS BY LAND AREA AND PREVIOUS CONDITION (number-1000 sq m)

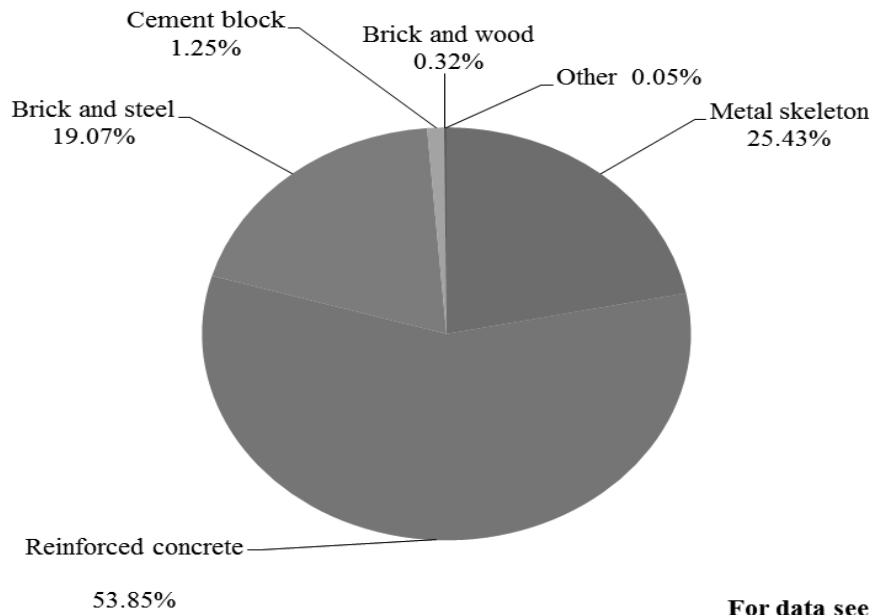
| Year and Ostan | Total | | Barren land | | Orchard or farm | | Dilapidated buildings | |
|------------------------------|---------------|--------------|----------------------------|----------------------------|---------------------------|---------------------------|-----------------------|-------------|
| | Permits | Area | Permits | Area | Permits | Area | Permits | Area |
| 1375 ⁽¹⁾ | 134837 | 41617 | 120144 | 36648 | 4720 | 2049 | 9973 | 2920 |
| 1380 ⁽¹⁾ | 128186 | 44908 | 114175 | 39215 | 2394 | 1669 | 11617 | 4025 |
| 1385 | 211813 | 79649 | 154546 | 61139 | 2589 | 1839 | 54678 | 16671 |
| 1389 ⁽¹⁾ | 216944 | 80595 | 181238 | 70000 | 2268 | 1186 | 33438 | 9409 |
| 1390 ⁽¹⁾ | 183385 | 66377 | 149104 | 55968 | 1572 | 1353 | 32709 | 9056 |
| 1391 | 206372 | 68768 | 135098 ⁽²⁾ | 45458 ⁽²⁾ | 1502 ⁽²⁾ | 1439 ⁽²⁾ | 60296 | 16698 |
| 1392 | 206395 | 75869 | 148537 ⁽²⁾ | 54805 ⁽²⁾ | 2244 ⁽²⁾ | 2473 ⁽²⁾ | 54553 | 15899 |
| 1393 | 120408 | 43375 | 87163⁽²⁾ | 31247⁽²⁾ | 1383⁽²⁾ | 2188⁽²⁾ | 31242 | 9202 |
| East Azarbayejan | 5054 | 1978 | 3687 | 1519 | 75 | 126 | 1292 | 333 |
| West Azarbayejan | 6450 | 1950 | 5461 | 1633 | 9 | 96 | 980 | 222 |
| Ardebil | 2452 | 751 | 1556 | 403 | 13 | 21 | 883 | 326 |
| Esfahan | 14986 | 5779 | 13445 | 4263 | 199 | 848 | 1342 | 667 |
| Alborz | 2341 | 2663 | 1219 | 2091 | 59 | 159 | 1063 | 413 |
| Ilam | 1508 | 314 | 1171 | 249 | 1 | 0 | 336 | 65 |
| Bushehr | 3375 | 1264 | 2349 | 891 | 14 | 14 | 1012 | 360 |
| Tehran | 15643 | 5997 | 000 | 000 | 000 | 000 | 10984 | 3127 |
| Chaharmahal&Bakhtiyari | 1823 | 693 | 1713 | 658 | 1 | 000 | 109 | 34 |
| South Khorasan | 1153 | 408 | 950 | 345 | 8 | 9 | 195 | 54 |
| Khorasan-e-Razavi | 7677 | 2500 | 4820 | 1726 | 42 | 58 | 2815 | 716 |
| North Khorasan | 1295 | 421 | 1189 | 364 | 7 | 29 | 99 | 28 |
| Khuzestan | 8293 | 2091 | 5778 | 1434 | 11 | 11 | 2504 | 647 |
| Zanjan | 1714 | 488 | 1458 | 404 | 2 | 12 | 254 | 73 |
| Semnan | 1085 | 664 | 914 | 589 | 30 | 39 | 141 | 36 |
| Sistan&Baluchestan | 1751 | 549 | 1471 | 454 | 4 | 3 | 276 | 92 |
| Fars | 9557 | 3286 | 8038 | 2675 | 134 | 177 | 1385 | 434 |
| Qazvin | 1291 | 714 | 910 | 398 | 16 | 115 | 365 | 202 |
| Qom | 2406 | 606 | 2197 | 520 | 81 | 38 | 128 | 48 |
| Kordestan | 2507 | 578 | 1950 | 461 | 19 | 24 | 538 | 93 |
| Kerman | 8022 | 2501 | 7585 | 2354 | 82 | 42 | 355 | 105 |
| Kermanshah | 1970 | 502 | 1193 | 331 | 17 | 6 | 760 | 165 |
| Kohgiluyeh&Boyerahmad | 1105 | 815 | 848 | 738 | 7 | 2 | 250 | 74 |
| Golestan | 1347 | 572 | 1188 | 517 | 1 | 0 | 158 | 55 |
| Gilan | 3877 | 1213 | 2778 | 888 | 173 | 74 | 926 | 251 |
| Lorestan | 1579 | 460 | 1316 | 397 | 27 | 6 | 236 | 56 |
| Mazandaran | 4235 | 1639 | 3247 | 1256 | 202 | 127 | 786 | 255 |
| Markazi | 1744 | 577 | 1270 | 446 | 15 | 11 | 459 | 120 |
| Hormozgan | 1116 | 545 | 1099 | 538 | 7 | 4 | 10 | 3 |
| Hamedan | 1446 | 394 | 877 | 233 | 12 | 27 | 557 | 134 |
| Yazd | 1606 | 464 | 1548 | 433 | 14 | 18 | 44 | 13 |

1. Excluding the city of Tehran.

2. Difference between the total and sum of parts is due to the figures of Ostan of Tehran which were included in the total only.

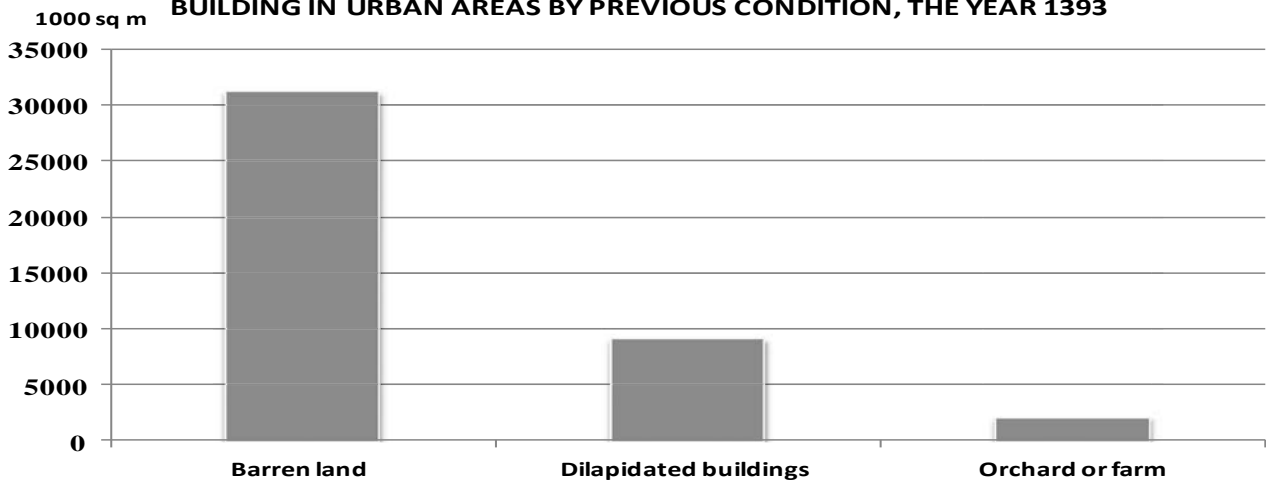
Source: Statistical Centre of Iran.

10.1. DISTRIBUTION OF PERMITS ISSUED FOR CONSTRUCTION OF BUILDING IN URBAN AREAS BY MAIN CONSTRUCTION MATERIALS AND TYPE OF SKELETON, THE YEAR 1393



For data see Table 10.3.

10.2. DISTRIBUTION OF LAND AREA IN THE PERMITS ISSUED FOR CONSTRUCTION OF BUILDING IN URBAN AREAS BY PREVIOUS CONDITION, THE YEAR 1393



For data see Table 10.5.

10.6. PERMITS ISSUED FOR CONSTRUCTION OF RESIDENTIAL BUILDINGS IN URBAN AREAS BY NUMBER OF HOUSING UNITS, LAND AREA AND FLOOR AREA

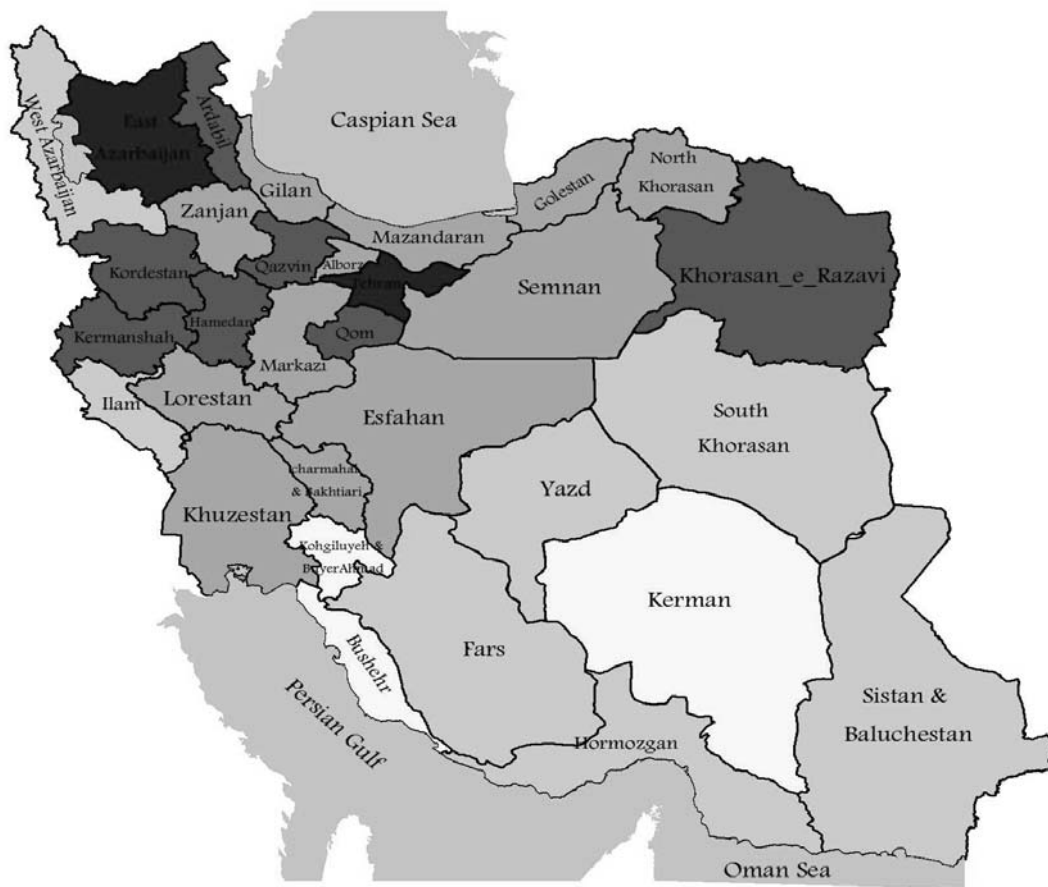
(number-1000 sq m)

| Year and Ostan | Permits issued by number of housing units | | | | | | Land area | Floor area |
|-----------------------------|---|--------------|--------------|--------------|-------------|------------------|--------------|--------------|
| | Total | 1unit | 2 units | 3 units | 4 units | 5 and more units | | |
| 1375 ⁽¹⁾ | 120267 | 92641 | 21157 | 3788 | 1046 | 1635 | 000 | 000 |
| 1380 ⁽¹⁾ | 110824 | 70947 | 24186 | 6276 | 2428 | 6987 | 000 | 000 |
| 1385..... | 185146 | 99862 | 43761 | 13631 | 12599 | 15293 | 52198 | 58214 |
| 1389 ⁽¹⁾ | 197105 | 90154 | 59930 | 19054 | 9664 | 18303 | 69591 | 82666 |
| 1390 ⁽¹⁾ | 163618 | 68198 | 46820 | 18144 | 10676 | 19780 | 53706 | 69827 |
| 1391..... | 180907 | 63838 | 43057 | 19756 | 20970 | 33286 | 68768 | 117513 |
| 1392..... | 175914 | 57393 | 44663 | 20223 | 18284 | 35351 | 52902 | 102538 |
| 1393..... | 99768 | 38422 | 25639 | 11058 | 8463 | 16186 | 28763 | 49618 |
| East Azarbayejan..... | 3674 | 764 | 1092 | 442 | 386 | 990 | 1084 | 3491 |
| West Azarbayejan..... | 5145 | 2499 | 1734 | 391 | 219 | 302 | 1375 | 1811 |
| Ardebil..... | 1774 | 601 | 463 | 153 | 240 | 317 | 370 | 737 |
| Esfahan..... | 12549 | 2940 | 5424 | 1859 | 900 | 1426 | 3979 | 5568 |
| Alborz..... | 2099 | 456 | 366 | 258 | 531 | 488 | 972 | 1635 |
| Ilam..... | 1357 | 1080 | 164 | 41 | 22 | 50 | 280 | 278 |
| Bushehr..... | 2905 | 1862 | 514 | 262 | 91 | 176 | 955 | 785 |
| Tehran..... | 13687 | 1378 | 1927 | 2197 | 2538 | 5647 | 4026 | 13037 |
| Chaharmahal&Bakhtiyari..... | 1566 | 412 | 757 | 260 | 100 | 37 | 353 | 515 |
| South Khorasan..... | 880 | 436 | 274 | 62 | 46 | 62 | 286 | 356 |
| Khorasan-e-Razavi..... | 6138 | 2339 | 1525 | 746 | 631 | 897 | 1548 | 3395 |
| North Khorasan..... | 983 | 411 | 270 | 141 | 44 | 117 | 212 | 360 |
| Khuzestan..... | 6812 | 3548 | 1415 | 303 | 695 | 851 | 1543 | 2253 |
| Zanjan..... | 1455 | 577 | 594 | 141 | 49 | 94 | 288 | 482 |
| Semnan..... | 825 | 333 | 218 | 96 | 70 | 108 | 223 | 347 |
| Sistan&Baluchestan..... | 1504 | 951 | 316 | 135 | 43 | 59 | 409 | 414 |
| Fars..... | 8474 | 4722 | 2223 | 400 | 207 | 922 | 2574 | 3358 |
| Qazvin..... | 1038 | 199 | 232 | 293 | 131 | 183 | 226 | 456 |
| Qom..... | 1742 | 546 | 530 | 340 | 104 | 222 | 358 | 736 |
| Kordestan..... | 2103 | 710 | 892 | 300 | 144 | 57 | 355 | 681 |
| Kerman..... | 6727 | 5148 | 924 | 262 | 132 | 261 | 2075 | 1496 |
| Kermanshah..... | 1748 | 474 | 638 | 199 | 103 | 334 | 442 | 860 |
| Kohgiluyeh&Boyerahmad..... | 961 | 679 | 207 | 27 | 36 | 12 | 760 | 266 |
| Golestan..... | 899 | 356 | 213 | 74 | 59 | 197 | 275 | 438 |
| Gilan..... | 3188 | 878 | 706 | 571 | 364 | 669 | 918 | 1441 |
| Lorestan..... | 1256 | 449 | 460 | 132 | 57 | 158 | 248 | 415 |
| Mazandaran..... | 3643 | 1212 | 748 | 631 | 273 | 779 | 1283 | 2013 |
| Markazi..... | 1244 | 443 | 384 | 128 | 97 | 192 | 303 | 526 |
| Hormozgan..... | 920 | 550 | 116 | 31 | 58 | 165 | 398 | 396 |
| Hamedan..... | 1179 | 328 | 280 | 111 | 83 | 377 | 259 | 609 |
| Yazd..... | 1293 | 1141 | 33 | 72 | 10 | 37 | 387 | 465 |

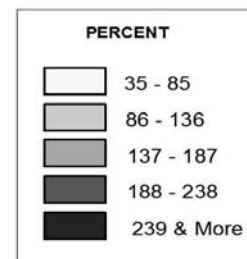
1. Excluding the city of Tehran.

Source: Statistical Centre of Iran

AVERAGE DENSITY IN HOUSING UNITS PERMITS ISSUED FOR CONSTRUCTION OF RESIDENTIAL BUILDINGS IN URBAN AREAS, THE YEAR 1393



For Data See Tabel 10.6



10.7. PERMITS ISSUED FOR CONSTRUCTION OF RESIDENTIAL BUILDINGS IN URBAN AREAS BY TYPE OF MAIN CONSTRUCTION MATERIALS AND TYPE OF SKELETON
(number)

| Year and Ostan | Total | Brick & steel | Brick & wood | Cement block | Metal skeleton | Reinforced concrete | Other |
|----------------------------------|--------------|---------------|--------------|--------------|----------------------|---------------------|-----------|
| 1375 ⁽¹⁾ | 120267 | 93551 | 1806 | 3788 | 18970 ⁽²⁾ | 000 ⁽²⁾ | 2152 |
| 1380 ⁽¹⁾ | 110824 | 53979 | 926 | 6601 | 30234 | 16548 | 2536 |
| 1385 | 185146 | 47358 | 738 | 4103 | 73134 | 59098 | 715 |
| 1389 ⁽¹⁾ | 197105 | 48838 | 309 | 3221 | 60154 | 84550 | 33 |
| 1390 ⁽¹⁾ | 163618 | 37962 | 114 | 2141 | 46421 | 76974 | 6 |
| 1391 | 180907 | 32007 | 69 | 1502 | 53345 | 93959 | 25 |
| 1392 | 175914 | 31248 | 156 | 1114 | 40957 | 102298 | 141 |
| 1393 | 99768 | 21007 | 325 | 1296 | 23107 | 53998 | 35 |
| East Azarbayejan | 3674 | 392 | 1 | 1 | 227 | 3052 | 1 |
| West Azarbayejan..... | 5145 | 438 | 0 | 15 | 944 | 3747 | 1 |
| Ardebil..... | 1774 | 112 | 0 | 6 | 490 | 1166 | 0 |
| Esfahan | 12549 | 1870 | 11 | 184 | 982 | 9502 | 0 |
| Alborz..... | 2099 | 2 | 0 | 0 | 273 | 1824 | 0 |
| Ilam..... | 1357 | 1002 | 2 | 1 | 21 | 331 | 0 |
| Bushehr..... | 2905 | 755 | 76 | 555 | 5 | 1514 | 0 |
| Tehran..... | 13687 | 9 | 1 | 2 | 4590 | 9078 | 7 |
| Chaharmahal& Bakhtiyari | 1566 | 226 | 1 | 2 | 0 | 1337 | 0 |
| South Khorasan..... | 880 | 50 | 0 | 0 | 789 | 41 | 0 |
| Khorasan-e-Razavi | 6138 | 72 | 0 | 7 | 5929 | 124 | 6 |
| North Khorasan..... | 983 | 76 | 0 | 0 | 157 | 750 | 0 |
| Khuzestan | 6812 | 4502 | 168 | 60 | 375 | 1706 | 1 |
| Zanjan..... | 1455 | 134 | 0 | 0 | 199 | 1122 | 0 |
| Semnan | 825 | 64 | 0 | 0 | 79 | 682 | 0 |
| Sistan&Baluchestan..... | 1504 | 634 | 0 | 2 | 413 | 455 | 0 |
| Fars | 8474 | 5582 | 41 | 184 | 907 | 1758 | 2 |
| Qazvin..... | 1038 | 0 | 0 | 0 | 213 | 825 | 0 |
| Qom | 1742 | 534 | 0 | 0 | 653 | 555 | 0 |
| Kordestan..... | 2103 | 354 | 1 | 3 | 503 | 1242 | 0 |
| Kerman | 6727 | 2485 | 3 | 81 | 2007 | 2151 | 0 |
| Kermanshah..... | 1748 | 219 | 4 | 2 | 717 | 806 | 0 |
| Kohgiluyeh& Boyerahmad..... | 961 | 229 | 8 | 50 | 112 | 562 | 0 |
| Golestan..... | 899 | 7 | 2 | 2 | 5 | 883 | 0 |
| Gilan | 3188 | 40 | 4 | 11 | 63 | 3059 | 11 |
| Lorestan | 1256 | 21 | 0 | 0 | 1164 | 71 | 0 |
| Mazandaran | 3643 | 6 | 0 | 1 | 54 | 3581 | 1 |
| Markazi..... | 1244 | 16 | 0 | 1 | 473 | 754 | 0 |
| Hormozgan | 920 | 211 | 1 | 124 | 2 | 579 | 3 |
| Hamedan..... | 1179 | 60 | 0 | 1 | 721 | 397 | 0 |
| Yazd..... | 1293 | 905 | 1 | 1 | 40 | 344 | 2 |

1. Excluding the city of Tehran.

2. Data for reinforced concrete are included with metal skeleton

Source: Statistical Centre of Iran.

10.8. NUMBER OF HOUSING UNITS DETERMINED IN CONSTRUCTION PERMITS ISSUED IN URBAN AREAS BY TYPE OF PERMIT AND APPLICANT SECTOR

| Year and Ostan | Construction and addition | Construction of building | | | |
|------------------------------|---------------------------|--------------------------|-----------------------|----------------------|---------------------|
| | | Total | Private | Cooperative | Public |
| 1375 ⁽¹⁾ | 196685 | 187136 | 163354 | 19493 | 4289 |
| 1380 ⁽¹⁾ | 266930 | 254019 | 225548 | 19586 | 8885 |
| 1385 | 511774 | 488251 | 000 | 000 | 000 |
| 1389 ⁽¹⁾ | 731591 | 701806 | 488307 | 192998 | 20501 |
| 1390 ⁽¹⁾ | 585345 | 554100 | 468318 | 77287 | 8495 |
| 1391 | 761120 | 729932 | 452791 ⁽²⁾ | 35412 ⁽²⁾ | 6198 ⁽²⁾ |
| 1392 | 809843 | 770410 | 568029 ⁽²⁾ | 16088 ⁽²⁾ | 8613 ⁽²⁾ |
| 1393 | 400164 | 366300 | 348747 | 9952 | 7601 |
| East Azarbayejan | 34720 | 22597 | 21902 | 663 | 32 |
| West Azarbayejan | 14454 | 13655 | 12813 | 742 | 100 |
| Ardebil | 6414 | 6169 | 6143 | 10 | 16 |
| Esfahan | 39719 | 37634 | 35967 | 1008 | 659 |
| Alborz | 10196 | 9791 | 9526 | 184 | 81 |
| Ilam | 2523 | 2466 | 2457 | 5 | 4 |
| Bushehr | 7404 | 6762 | 6610 | 120 | 32 |
| Tehran | 101394 | 98859 | 91153 | 2765 | 4941 |
| Chaharmahal&Bakhtiyari | 3706 | 3682 | 3613 | 34 | 35 |
| South Khorasan | 3390 | 2731 | 2170 | 480 | 81 |
| Khorasan-e-Razavi | 21171 | 20219 | 19322 | 493 | 404 |
| North Khorasan | 3016 | 2874 | 2868 | 0 | 6 |
| Khuzestan | 24897 | 21330 | 20815 | 364 | 151 |
| Zanjan | 3392 | 3330 | 3272 | 51 | 7 |
| Semnan | 2482 | 2405 | 2359 | 8 | 38 |
| Sistan&Baluchestan | 3566 | 3277 | 3210 | 4 | 63 |
| Fars | 24146 | 22879 | 20909 | 1919 | 51 |
| Qazvin | 3971 | 3875 | 3793 | 46 | 36 |
| Qom | 6757 | 6589 | 6415 | 107 | 67 |
| Kordestan | 5528 | 5106 | 4957 | 138 | 11 |
| Kerman | 16358 | 12392 | 11857 | 507 | 28 |
| Kermanshah | 6215 | 5604 | 5588 | 16 | 0 |
| Kohgiluyeh&Boyerahmad | 1645 | 1592 | 1584 | 2 | 6 |
| Golestan | 6676 | 5464 | 5388 | 42 | 34 |
| Gilan | 12673 | 12383 | 12344 | 37 | 2 |
| Lorestan | 4358 | 4013 | 3959 | 0 | 54 |
| Mazandaran | 14363 | 13849 | 13739 | 37 | 73 |
| Markazi | 4669 | 4625 | 4607 | 18 | 0 |
| Hormozgan | 3195 | 3130 | 2694 | 9 | 427 |
| Hamedan | 5054 | 5016 | 4875 | 3 | 138 |
| Yazd | 2112 | 2002 | 1838 | 140 | 24 |

1. Excluding the city of Tehran.

2. Excluding the Ostan of Tehran

Source: Statistical Centre of Iran

10.9. CHARACTERISTICS OF BUILDINGS STARTED BY PRIVATE SECTOR IN URBAN AREAS

| Description | Number (building) | Land area (1000 sq m) | Area of ground floor (1000 sq m) | Total floor area (1000 sq m) | Value of land (mln rials) | Cost of construction (mln rials) |
|--|-------------------|-----------------------|----------------------------------|------------------------------|---------------------------|----------------------------------|
| Total | | | | | | |
| 1380 | 168553 | 41997 | 21769 | 57099 | 27293780 | 37939733 |
| 1385 | 182380 | 50448 | 24828 | 66244 | 84823393 | 110408563 |
| 1389 | 211358 | 59919 | 32640 | 114387 | 221096653 | 353865679 |
| 1390 | 197275 | 51388 | 30270 | 108007 | 315915742 | 377160167 |
| 1391 | 225817 | 53281 | 31782 | 116981 | 602952790 | 564126792 |
| 1392 | 195092 | 51067 | 29210 | 108063 | 810791022 | 723515187 |
| 1393 | 157631 | 39879 | 25143 | 94025 | 790127395 | 748329986 |
| Residential | | | | | | |
| 1380 | 149081 | 31405 | 17960 | 48613 | 23961679 | 32437978 |
| 1385 | 158825 | 29986 | 18833 | 53441 | 66601471 | 86835226 |
| 1389 | 190240 | 47685 | 27065 | 100847 | 185191029 | 308132331 |
| 1390 | 176552 | 40045 | 24617 | 92710 | 252066605 | 317645548 |
| 1391 | 200468 | 39745 | 25774 | 98684 | 495556295 | 467383162 |
| 1392 | 169605 | 35576 | 22511 | 86095 | 625569367 | 555434034 |
| 1393 | 132500 | 26505 | 17842 | 71784 | 539160668 | 544091354 |
| Non-residential | | | | | | |
| 1380 | 7482 | 8417 | 2225 | 3567 | 1659721 | 2421067 |
| 1385 | 11471 | 18468 | 4512 | 7280 | 12181332 | 14475290 |
| 1389 | 10918 | 10370 | 4186 | 7337 | 21398344 | 25581450 |
| 1390 | 9195 | 8968 | 3867 | 7404 | 31889421 | 31606160 |
| 1391 | 10988 | 10713 | 3921 | 8659 | 62797023 | 50239756 |
| 1392 | 10065 | 12252 | 4371 | 11403 | 121061950 | 98427591 |
| 1393 | 13734 | 10857 | 5381 | 12201 | 184688079 | 126835306 |
| Mixed residential and non-residential⁽¹⁾ | | | | | | |
| 1380 | 11990 | 2175 | 1585 | 4919 | 1672380 | 3080688 |
| 1385 | 12084 | 1994 | 1482 | 5522 | 6040590 | 9098047 |
| 1389 | 10200 | 1864 | 1389 | 6203 | 14507280 | 20151898 |
| 1390 | 11528 | 2375 | 1786 | 7893 | 31959716 | 27908459 |
| 1391 | 14361 | 2823 | 2087 | 9638 | 44599472 | 46503874 |
| 1392 | 15422 | 3239 | 2328 | 10564 | 64159706 | 69653562 |
| 1393 | 11394 | 2517 | 1920 | 10040 | 66278648 | 77403326 |

1. In the mixed residential and non-residential building, if the area ratio of the residential part is less than 20 percent to the area of the building, the related information is included in non-residential building

Source: Central Bank of the Islamic Republic of Iran.

10.10. CHARACTERISTICS OF BUILDINGS COMPLETED BY PRIVATE SECTOR IN URBAN AREAS

| Description | Number (building) | Land area (1000 sq m) | Area of ground floor (1000 sq m) | Total floor area (1000 sq m) | Value of land (mlnrrials) | Cost of construction (ml nrrials) |
|--|-------------------|-----------------------|----------------------------------|------------------------------|---------------------------|-----------------------------------|
| Total | | | | | | |
| 1380 | 168998 | 40576 | 20930 | 48482 | 23670244 | 28089858 |
| 1385 | 165602 | 40244 | 22286 | 61564 | 95102895 | 90935898 |
| 1389 | 202482 | 51585 | 28692 | 80449 | 209406440 | 237199610 |
| 1390 | 170442 | 42893 | 25237 | 81995 | 232383446 | 263154030 |
| 1391 | 206315 | 52907 | 30432 | 106061 | 502612330 | 416752912 |
| 1392 | 218484 | 56210 | 32687 | 119951 | 951708951 | 623149191 |
| 1393 | 196939 | 49594 | 29304 | 108103 | 849364786 | 674460432 |
| Residential | | | | | | |
| 1380 | 151291 | 32580 | 17885 | 41584 | 20608738 | 23657471 |
| 1385 | 141449 | 28173 | 17503 | 48942 | 72522617 | 71357835 |
| 1389 | 172952 | 34254 | 21445 | 64067 | 165086887 | 185135712 |
| 1390 | 145623 | 29808 | 19026 | 65718 | 184272651 | 208493040 |
| 1391 | 184097 | 41258 | 24813 | 91132 | 415537262 | 353365734 |
| 1392 | 190877 | 42713 | 25765 | 102696 | 809604153 | 533219195 |
| 1393 | 173399 | 36705 | 23334 | 89471 | 675877176 | 551880035 |
| Non-residential | | | | | | |
| 1380 | 7952 | 6118 | 1793 | 3495 | 1846215 | 2458578 |
| 1385 | 7847 | 9243 | 2714 | 4290 | 11300780 | 7207556 |
| 1389 | 12367 | 14225 | 4993 | 7786 | 23012645 | 25087623 |
| 1390 | 9957 | 10157 | 4029 | 6602 | 27650198 | 24139811 |
| 1391 | 9149 | 9086 | 3724 | 6613 | 49350232 | 29622649 |
| 1392 | 10148 | 10132 | 4442 | 6860 | 71289579 | 38889278 |
| 1393 | 9569 | 10057 | 3871 | 8611 | 91900810 | 59073913 |
| Mixed residential and non-residential⁽¹⁾ | | | | | | |
| 1380 | 9755 | 1877 | 1253 | 3403 | 1215289 | 1973809 |
| 1385 | 16306 | 2828 | 2069 | 8331 | 11279498 | 12370507 |
| 1389 | 17163 | 3106 | 2254 | 8596 | 21306908 | 26976275 |
| 1390 | 14862 | 2928 | 2182 | 9675 | 20460597 | 30521179 |
| 1391 | 13069 | 2563 | 1895 | 8316 | 37724836 | 33764529 |
| 1392 | 17458 | 3365 | 2481 | 10394 | 70815218 | 51040718 |
| 1393 | 13971 | 2832 | 2099 | 10021 | 81586800 | 63506484 |

1. In the mixed residential and non-residential building, if the area ratio of the residential part is less than 20 percent to the area of the building, the related information is included in non-residential building.

Source: Central Bank of the Islamic Republic of Iran.

10.11. PRIVATE SECTOR INVESTMENT IN NEW BUILDINGS IN URBAN AREAS BY CONSTRUCTION PHASE *(mln rials)*

| Year | Total | Newly-started | Semi-finished | Completed |
|-------------------|------------------|------------------|------------------|------------------|
| 1380 | 37292620 | 11341935 | 18809850 | 7140835 |
| 1385 | 113569515 | 31818279 | 60720734 | 21030502 |
| 1389 | 327689848 | 90093047 | 187926985 | 49669816 |
| 1390 | 403367135 | 106046954 | 243962468 | 53357713 |
| 1391 | 612524822 | 157779272 | 352866762 | 101878788 |
| 1392 | 754182070 | 181722939 | 405957679 | 166501452 |
| 1393 | 810562626 | 188308757 | 448699616 | 173554253 |

Source: Central Bank of the Islamic Republic of Iran.

10.12. CONSTRUCTION AND REPAIR OF HOUSING UNITS DAMAGED BY NATURAL DISASTERS AND IMPROVEMENT OF RURAL HOUSING BY ISLAMIC REVOLUTION HOUSING FOUNDATION

| Year and Ostan | Reconstruction of housing units damaged by natural disasters | | | | Improvement of rural housing | |
|------------------------------|--|--------------|--------------------|--------------|------------------------------|--------------|
| | Units constructed | | Units repaired | | Under construction | Completed |
| | Under repair | Completed | Under construction | | | |
| 1375 | 11044 | 28879 | 12451 | 19941 | 19721 | 22075 |
| 1380 | 19854 | 27655 | 31523 | 19430 | 14518 | 30864 |
| 1385 ⁽¹⁾ | 70336 | 27632 | 41569 | 7011 | 93286 | 151651 |
| 1389 | 3271 | 9008 | 13578 | 10373 | 307524 | 297890 |
| 1390 | 5909 | 8564 | 15329 | 8439 | 252936 | 282780 |
| 1391 | 19779 | 10032 | 27594 | 847 | 152658 | 242398 |
| 1392 | 16839 | 11873 | 6150 | 4443 | 108605 | 242365 |
| 1393 | 11713 | 11119 | 25272 | 12336 | 97332 | 74296 |
| East Azarbayejan | 990 | 1178 | 2 | 0 | 7398 | 2863 |
| West Azarbayejan | 0 | 0 | 0 | 0 | 3614 | 2579 |
| Ardebil | 0 | 0 | 0 | 0 | 3570 | 2497 |
| Esfahan | 0 | 0 | 0 | 0 | 3352 | 1255 |
| Alborz | 3 | 0 | 0 | 0 | 426 | 451 |
| Ilam | 1154 | 1796 | 7029 | 5432 | 644 | 275 |
| Bushehr | 3151 | 252 | 2293 | 0 | 1934 | 2495 |
| Tehran | 0 | 0 | 165 | 182 | 1101 | 185 |
| Chaharmahal&Bakhtiyari | 168 | 258 | 747 | 458 | 1849 | 1000 |
| South Khorasan | 375 | 317 | 76 | 28 | 2244 | 1351 |
| Khorasan-e-Razavi | 24 | 55 | 506 | 552 | 6263 | 10176 |
| North Khorasan | 0 | 0 | 0 | 0 | 2093 | 2287 |
| Khuzestan | 0 | 0 | 0 | 0 | 3971 | 2691 |
| Zanjan | 0 | 0 | 0 | 0 | 1379 | 1562 |
| Semnan | 192 | 337 | 231 | 0 | 1121 | 834 |
| Sistan&Baluchestan | 135 | 1683 | 96 | 283 | 2556 | 4609 |
| Fars | 19 | 330 | 0 | 0 | 11298 | 6765 |
| Qazvin | 0 | 0 | 0 | 0 | 1084 | 827 |
| Qom | 65 | 164 | 311 | 0 | 231 | 747 |
| Kordestan | 7 | 0 | 5 | 0 | 1575 | 1817 |
| Kerman | 1030 | 1782 | 0 | 0 | 10671 | 7957 |
| Kermanshah | 0 | 0 | 0 | 0 | 1382 | 826 |
| Kohgiluyeh&Boyerahmad | 646 | 2153 | 110 | 1473 | 1370 | 623 |
| Golestan | 1 | 0 | 136 | 0 | 4253 | 1865 |
| Gilan | 39 | 50 | 7102 | 1316 | 6252 | 5400 |
| Lorestan | 174 | 24 | 0 | 0 | 2139 | 1869 |
| Mazandaran | 70 | 0 | 4617 | 2533 | 5715 | 2099 |
| Markazi | 187 | 61 | 0 | 0 | 1432 | 2035 |
| Hormozgan | 3252 | 635 | 800 | 0 | 2985 | 3108 |
| Hamedan | 4 | 0 | 824 | 0 | 2583 | 712 |
| Yazd | 27 | 44 | 222 | 79 | 847 | 536 |

1. Including data for reconstruction of housing units by Support Headquarters

Source: Islamic Revolution Housing Foundation.

10.13. CONSTRUCTION OF HOUSING UNITS FOR THE DEPRIVED⁽¹⁾ BY ISLAMIC REVOLUTION HOUSING FOUNDATION

| Year and Ostan | Constructed | Under construction |
|-----------------------------|-------------|--------------------|
| ۱۳۷۵ | 000 | 000 |
| ۱۳۸۰ | 4420 | 5000 |
| ۱۳۸۵ | 5109 | 12821 |
| ۱۳۸۹ | 6625 | 20641 |
| ۱۳۹۰ | 6929 | 18042 |
| ۱۳۹۱ | 4217 | 16399 |
| ۱۳۹۲ | 4272 | 15930 |
| ۱۳۹۳ | 5780 | 14264 |
| East Azarbayejan..... | 513 | 2031 |
| West Azarbayejan | 71 | 84 |
| Ardebil | 45 | 712 |
| Esfahan..... | 1009 | 1164 |
| Alborz | 6 | 205 |
| Ilam | 36 | 0 |
| Bushehr | 108 | 246 |
| Tehran | 85 | 633 |
| Chaharmahal&Bakhtiari | 66 | 187 |
| South Khorasan..... | 327 | 546 |
| Khorasan-e-Razavi..... | 74 | 1130 |
| North Khorasan..... | 440 | 883 |
| Khuzestan..... | 48 | 102 |
| Zanjan | 80 | 60 |
| Semnan..... | 2 | 131 |
| Sistan&Baluchestan | 1 | 77 |
| Fars..... | 184 | 734 |
| Qazvin | 0 | 10 |
| Qom | 370 | 640 |
| Kordestan | 477 | 380 |
| Kerman | 0 | 164 |
| Kermanshah | 0 | 450 |
| Kohgiluyeh&Boyerahmad | 0 | 148 |
| Golestan | 60 | 231 |
| Gilan..... | 88 | 126 |
| Lorestan..... | 76 | 54 |
| Mazandaran..... | 257 | 630 |
| Markazi | 878 | 1316 |
| Hormozgan..... | 348 | 347 |
| Hamedan | 1 | 356 |
| Yazd | 130 | 487 |

1. Including statistics of performance made in urban housing area and Charitable People Helps Office of Emam Account 100.
Source: Islamic Revolution Housing Foundation.

10.14. CONSTRUCTION OF HOUSING UNITS BY THE CHARITABLE PEOPLE SOCIETY, THE YEAR 1393

| Ostan | Number of completed housing units | Number of housing units under construction |
|----------------------------|-----------------------------------|--|
| Total country | 2014 | 10432 |
| East Azerbaijan..... | 142 | 373 |
| West Azerbaijan | 0 | 244 |
| Ardebil..... | 0 | 160 |
| Esfahan | 113 | 1529 |
| Alborz..... | 432 | 76 |
| Ilam..... | 0 | 0 |
| Bushehr..... | 0 | 396 |
| Tehran..... | 111 | 1306 |
| Chaharmahal&Bakhtiari..... | 0 | 102 |
| South Khorasan..... | 109 | 110 |
| Khorasan-e-Razavi | 0 | 1107 |
| North Khorasan..... | 0 | 294 |
| Khuzestan | 0 | 368 |
| Zanjan..... | 0 | 490 |
| Semnan | 173 | 431 |
| Sistan&Baluchestan..... | 0 | 86 |
| Fars | 389 | 86 |
| Qazvin..... | 0 | 0 |
| Qom | 400 | 18 |
| Kordestan..... | 0 | 328 |
| Kerman | 0 | 412 |
| Kermanshah..... | 0 | 2 |
| Kohgiluyeh&Boyerahmad..... | 0 | 0 |
| Golestan..... | 36 | 294 |
| Gilan | 0 | 627 |
| Lorestan | 0 | 128 |
| Mazandaran | 0 | 222 |
| Markazi..... | 0 | 204 |
| Hormozgan | 0 | 315 |
| Hamedan..... | 0 | 0 |
| Yazd..... | 109 | 724 |

Source: Islamic Revolution Housing Foundation

**10.15. HOUSEHOLDS RECEIVING LAND FOR CONSTRUCTION OF HOUSING UNITS AND
LAND AREA CEDED BY NATIONAL LAND AND HOUSING ORGANIZATION**
(1000 sq m)

| Year and Ostan | Household | Area | | |
|------------------------------|-------------|--------------|----------------------------|--------------------------------|
| | | Total | Residential ⁽¹⁾ | Non-residential ⁽²⁾ |
| 1375 | 85244 | 67754 | 18826 | 48928 |
| 1380 | 28992 | 7609 | 5187 | 2422 |
| 1385 | 50061 | 24442 | 5740 | 18703 |
| 1389 ⁽³⁾ | 21452 | 25762 | 3492 | 22270 |
| 1390 ⁽⁴⁾ | 14049 | 66472 | 2697 | 63775 |
| 1391 | 14664 | 24029 | 3074 | 20955 |
| 1392 | 12402 | 24849 | 2942 | 21907 |
| 1393 | 8078 | 11683 | 1236 | 10447 |
| East Azarbayejan | 177 | 169 | 36 | 133 |
| West Azarbayejan | 78 | 52 | 19 | 33 |
| Ardebil | 173 | 179 | 44 | 135 |
| Esfahan | 487 | 417 | 70 | 347 |
| Alborz | 168 | 20 | 13 | 7 |
| Ilam | 61 | 15 | 3 | 12 |
| Bushehr | 599 | 193 | 64 | 129 |
| Tehran | 498 | 125 | 38 | 87 |
| Chaharmahal&Bakhtiyari | 92 | 102 | 9 | 93 |
| South Khorasan | 153 | 76 | 15 | 61 |
| Khorasan-e-Razavi | 439 | 150 | 61 | 89 |
| North Khorasan | 46 | 234 | 8 | 226 |
| Khuzestan | 386 | 51 | 32 | 19 |
| Zanjan | 93 | 338 | 10 | 328 |
| Semnan | 310 | 251 | 39 | 212 |
| Sistan&Baluchestan | 475 | 258 | 65 | 193 |
| Fars | 964 | 845 | 181 | 664 |
| Qazvin | 293 | 936 | 88 | 848 |
| Qom | 89 | 42 | 10 | 32 |
| Kordestan | 148 | 1091 | 13 | 1078 |
| Kerman | 588 | 2762 | 125 | 2637 |
| Kermanshah | 173 | 61 | 22 | 39 |
| Kohgiluyeh&Boyerahmad | 28 | 37 | 7 | 30 |
| Golestan | 26 | 72 | 6 | 66 |
| Gilan | 318 | 47 | 42 | 5 |
| Lorestan | 76 | 66 | 7 | 59 |
| Mazandaran | 173 | 322 | 31 | 291 |
| Markazi | 311 | 1528 | 26 | 1502 |
| Hormozgan | 263 | 587 | 71 | 516 |
| Hamedan | 163 | 20 | 19 | 1 |
| Yazd | 230 | 637 | 62 | 575 |

1.Lands ceded to households are lands for residence where each residential unit is considered for one household

2.Non-residential lands include commercial, educational, health and cultural lands.

3.Excluding statistics for cession of housings through Mehr Housing project.

4. Due to cession of housings through Mehr Housing project, statistics related to the project are excluded. So there is a decrease in numbers compared with those of previous year..

Sources: Ministry of Housing and Urban Development.

**10.16. AVERAGE PRICE OF LAND PER SQUARE METRE FOR DILAPIDATED
RESIDENTIAL BUILDINGS TRANSACTED IN REAL ESTATE AGENCIES
BY SELECTED CITIES** (1000 rials)

| City | 1375 | 1380 | 1385 | 1389 | 1390 | 1391 ⁽¹⁾ | 1392 | 1393 |
|-------------------|------|------|------|-------|-------|---------------------|-------|-------|
| Arak..... | 207 | 819 | 2580 | 3442 | 3792 | 4832 | 6272 | 6207 |
| Ardebil..... | 212 | 452 | 1195 | 2141 | 2374 | 3036 | 3954 | 3821 |
| Orumiyeh..... | 239 | 630 | 1118 | 2104 | 2359 | 2981 | 3878 | 3674 |
| Esfahan..... | 592 | 1370 | 3569 | 4661 | 5027 | 6440 | 8308 | 7812 |
| Ahvaz..... | 296 | 875 | 2353 | 2235 | 2236 | 2900 | 3811 | 3840 |
| Ilam..... | - | 465 | 940 | 2226 | 2440 | 3102 | 3849 | 3775 |
| Bojnurd..... | - | - | 1460 | 1876 | 1970 | 2493 | 3273 | 3177 |
| Bandar Abbas..... | - | 680 | 1588 | 2230 | 2019 | 2619 | 3337 | 3259 |
| Bushehr..... | - | 562 | 1452 | 1566 | 1790 | 2206 | 2881 | 2832 |
| Birjand..... | - | - | 2660 | 1930 | 1916 | 2355 | 3078 | 3011 |
| Tabriz..... | 378 | 932 | 2678 | 3198 | 3625 | 4435 | 5886 | 5646 |
| Tehran..... | 1233 | 3152 | 8494 | 16388 | 20675 | 39219 | 54763 | 50985 |
| Khorramabad..... | - | 589 | 1363 | 1809 | - | // | 2355 | 2299 |
| Dezful..... | 220 | 575 | 1365 | 2230 | 2169 | 2790 | 4702 | 0 |
| Rasht..... | 290 | 727 | 2999 | 2070 | 2220 | 2779 | 3466 | 3430 |
| Zahedan..... | 199 | 587 | 886 | // | - | 3437 | 4180 | 4026 |
| Zanjan..... | 222 | 643 | 1324 | 2496 | 2778 | 3590 | 4770 | 4611 |
| Sari..... | - | 771 | 2307 | 2015 | 2190 | 2779 | 3509 | 3428 |
| Semnan..... | - | 588 | 2048 | 3211 | 3395 | 4357 | 5399 | 5269 |
| Sanandaj..... | - | 540 | 1607 | 2220 | 2500 | 3064 | 3790 | 3740 |
| Shahr-e-Kord..... | - | 499 | 1415 | 2922 | 3322 | 4244 | 5246 | 5078 |
| Shiraz..... | 427 | 1057 | 2046 | 2690 | 3377 | 4291 | 5558 | 5517 |
| Qazvin..... | 359 | 933 | 3323 | 3498 | 4128 | 5386 | 6725 | 6466 |
| Qom..... | 319 | 667 | 2088 | 3490 | 4116 | 5285 | 6854 | 6702 |
| Karaj..... | 461 | 999 | 3022 | 3082 | 3440 | 4653 | 5893 | 5614 |
| Kerman..... | 163 | 463 | 1095 | 1780 | 2087 | 2618 | 3270 | 3150 |
| Kermanshah..... | 282 | 552 | 1282 | 1922 | 2176 | 2594 | 2987 | 2996 |
| Gorgan..... | 275 | 717 | 2102 | 1423 | 1666 | 2114 | 2645 | 2595 |
| Mashhad..... | 426 | 1035 | 3144 | 2045 | 2133 | 2703 | 3454 | 3395 |
| Hamedan..... | 286 | 667 | 2095 | 2139 | 2307 | 3013 | 3699 | 3602 |
| Yasuj..... | - | 490 | 962 | 1119 | 630 | 796 | 953 | 907 |
| Yazd..... | 211 | 485 | 1230 | 2109 | 2406 | 2817 | 3237 | 3067 |

1. Average weight.

Sources: Statistical Centre of Iran;

- Ministry of Housing and Urban Development

**10.17. AVERAGE PRICE OF FLOOR AREA PER SQUARE METRE OF HOUSING UNITS
TRANSACTIONED IN REAL ESTATE AGENCIES BY SELECTED CITIES (1000 rials)**

| City | 1375 | 1380 | 1385 | 1389 | 1390 | 1391 | 1392 | 1393 |
|-------------------|------|------|------|-------|-------|-------|-------|-------|
| Arak..... | 297 | 1086 | 3225 | 7569 | 8467 | 11074 | 14973 | 15065 |
| Ardebil..... | 410 | 750 | 2948 | 4864 | 5335 | 6679 | 8630 | 8640 |
| Orumiyeh..... | 347 | 792 | 2516 | 4607 | 5067 | 6453 | 8091 | 8151 |
| Esfahan..... | 642 | 1411 | 4746 | 8823 | 9631 | 12419 | 16913 | 16538 |
| Ahvaz..... | 455 | 1304 | 5022 | 5139 | 5538 | 7033 | 9329 | 9062 |
| Ilam..... | - | 808 | 2565 | 3574 | 3876 | 4704 | 5659 | 5589 |
| Bojnurd..... | - | 1239 | 4007 | 5000 | 5611 | 6990 | 8911 | 8775 |
| Bandar Abbas..... | - | 1239 | 3736 | 5310 | 5914 | 7697 | 9802 | 9813 |
| Bushehr..... | - | 1093 | 4197 | 4515 | 5309 | 6833 | 9030 | 8900 |
| Birjand..... | 583 | 1204 | 4228 | 3443 | 4041 | 5074 | 6261 | 5975 |
| Tabriz..... | 583 | 1204 | 3473 | 7089 | 7798 | 9960 | 13156 | 13116 |
| Tehran..... | 1603 | 3198 | 8314 | 18375 | 21857 | 32373 | 40163 | 42021 |
| Khorramabad..... | - | 938 | 3509 | 3711 | 4115 | 5681 | 6465 | 6170 |
| Dezful..... | 393 | 889 | 2814 | 5124 | 5628 | 7006 | 8075 | 0 |
| Rasht..... | 536 | 1258 | 3920 | 5971 | 6577 | 8392 | 10756 | 10612 |
| Zahedan..... | 373 | 976 | 1888 | 3926 | 4512 | 5746 | 6842 | 6726 |
| Zanjan..... | 454 | 1029 | 4227 | 6024 | 6980 | 8936 | 11551 | 11481 |
| Sari..... | - | 1177 | 3714 | 4309 | 4834 | 6172 | 7808 | 7785 |
| Semnan..... | - | 994 | 3433 | 5553 | 6058 | 7516 | 9193 | 9049 |
| Sanandaj..... | - | 982 | 3172 | 5638 | 6420 | 7961 | 10429 | 10429 |
| Shahr-e-Kord..... | - | 805 | 3792 | 4688 | 5337 | 6690 | 8671 | 8572 |
| Shiraz..... | 686 | 1263 | 3657 | 6473 | 7162 | 9381 | 12748 | 12838 |
| Qazvin..... | 642 | 1406 | 4905 | 6871 | 7619 | 10456 | 13097 | 12805 |
| Qom..... | 450 | 930 | 3034 | 6840 | 7413 | 9643 | 12983 | 12789 |
| Karaj..... | 711 | 1442 | 3953 | 7637 | 7997 | 10360 | 13528 | 13285 |
| Kerman..... | 333 | 979 | 2556 | 3323 | 3693 | 4711 | 6152 | 6205 |
| Kermanshah..... | 366 | 799 | 2812 | 5300 | 5806 | 7703 | 9407 | 9597 |
| Gorgan..... | 413 | 1162 | 2631 | 5219 | 5620 | 6909 | 8826 | 8883 |
| Mashhad..... | 530 | 1197 | 3646 | 6659 | 7453 | 9656 | 11925 | 11300 |
| Hamedan..... | 423 | 759 | 4298 | 6207 | 6814 | 8993 | 12337 | 12178 |
| Yasuj..... | - | 990 | 2679 | 2110 | 2292 | 2856 | 3430 | 3267 |
| Yazd..... | 356 | 807 | 2170 | 3839 | 4140 | 5269 | 6229 | 5897 |

Sources: Statistical Centre of Iran;

- Ministry of Housing and Urban Development.

**10.18. AVERAGE MONTHLY RENTAL AND DEPOSITS AGREED IN CONTRACTS
CONCLUDED BETWEEN LANDLORD AND LEASE-HOLDER IN REAL ESTATE
AGENCIES PER SQUARE METRE OF FLOOR AREA OF A HOUSING UNIT BY
ELECTED CITIES (rial)**

| City | 1375 | | 1380 | | 1385 ⁽¹⁾ | | 1389 ⁽¹⁾ | |
|--------------------|--------|---------|--------|---------|---------------------|---------|---------------------|---------|
| | Rental | Deposit | Rental | Deposit | Rental | Deposit | Rental | Deposit |
| Arak | 1393 | 15279 | 3981 | 43870 | 12913 | 000 | 28731 | 000 |
| Ardebil | 1976 | 15845 | 4567 | 34107 | 10881 | 000 | 16666 | 000 |
| Orumiyeh | 1830 | 12166 | 5027 | 32731 | 10572 | 000 | 19855 | 000 |
| Esfahan | 1803 | 38925 | 5056 | 84040 | 16323 | 000 | 28015 | 000 |
| Ahvaz | 1946 | 28056 | 5333 | 84444 | 20491 | 000 | 31819 | 000 |
| Ilam | - | - | 3993 | 33922 | 12262 | 000 | 13495 | 000 |
| Bojnurd | - | - | 6748 | 83399 | 14808 | 000 | 21875 | 000 |
| Bandar Abbas | - | - | 6748 | 83399 | 21183 | 000 | 36555 | 000 |
| Bushehr | - | - | 5432 | 96083 | 23976 | 000 | 30053 | 000 |
| Birjand | 2109 | 22304 | 5312 | 54607 | 11469 | 000 | 8719 | 000 |
| Tabriz | 2109 | 22304 | 5312 | 54607 | 13146 | 000 | 31352 | 000 |
| Tehran | 3387 | 108109 | 10471 | 242519 | 42273 | 000 | 99881 | 000 |
| Khorramabad | - | - | 4462 | 55262 | 11595 | 000 | 18427 | 000 |
| Dezful | 1717 | 14030 | 4795 | 49129 | 12266 | 000 | 20822 | 000 |
| Rasht | 2115 | 47489 | 5598 | 102823 | 21924 | 000 | 35370 | 000 |
| Zahedan | 1736 | 14076 | 4889 | 41606 | 9062 | 000 | 18810 | 000 |
| Zanjan | 1903 | 20978 | 4604 | 54157 | 13729 | 000 | 26221 | 000 |
| Sari | - | - | 5140 | 67854 | 16476 | 000 | 27723 | 000 |
| Semnan | - | - | 4244 | 40967 | 13967 | 000 | 25777 | 000 |
| Sanandaj | - | - | 4851 | 48996 | 13947 | 000 | 28236 | 000 |
| Shahr-e-Kord | - | - | 3979 | 45126 | 9911 | 000 | 14848 | 000 |
| Shiraz | 1225 | 40986 | 5632 | 112461 | 18466 | 000 | 30236 | 000 |
| Qazvin | 2358 | 33781 | 6273 | 87743 | 21007 | 000 | 35940 | 000 |
| Qom | 1543 | 26976 | 4497 | 56970 | 14530 | 000 | 27114 | 000 |
| Karaj | 1981 | 59218 | 5600 | 147165 | 21415 | 000 | 40343 | 000 |
| Kerman | 1732 | 10449 | 5056 | 53460 | 9437 | 000 | 19146 | 000 |
| Kermanshah | 1776 | 24439 | 4328 | 58426 | 14155 | 000 | 22830 | 000 |
| Gorgan | 1983 | 26622 | 5178 | 62887 | 13587 | 000 | 26273 | 000 |
| Mashhad | 1952 | 22941 | 5129 | 61449 | 15464 | 000 | 30580 | 000 |
| Hamedan | 1306 | 23853 | 3760 | 52994 | 17127 | 000 | 26324 | 000 |
| Yasuj | - | - | 4283 | 46529 | 11993 | 000 | 19712 | 000 |
| Yazd | 1571 | 10982 | 4345 | 37158 | 9277 | 000 | 14175 | 000 |

**10.18. AVERAGE MONTHLY RENTAL AND DEPOSITS AGREED IN CONTRACTS
CONCLUDED BETWEEN LANDLORD AND LEASE-HOLDER IN REAL ESTATE
AGENCIES PER SQUARE METRE OF FLOOR AREA OF A HOUSING UNIT BY
SELECTED CITIES (continued) (rial)**

| City | 1390 ⁽¹⁾ | | 1391 ⁽¹⁾ | | 1392 ⁽¹⁾ | | 1393 ⁽¹⁾ | |
|--------------------|---------------------|---------|---------------------|---------|---------------------|---------|---------------------|---------|
| | Rental | Deposit | Rental | Deposit | Rental | Deposit | Rental | Deposit |
| Arak | 30617 | 000 | 36130 | 000 | 45449 | 000 | 49749 | 000 |
| Ardebil | 18174 | 000 | 20611 | 000 | 25004 | 000 | 27139 | 000 |
| Orumiyeh | 21182 | 000 | 25082 | 000 | 31648 | 000 | 33687 | 000 |
| Esfahan | 30571 | 000 | 36230 | 000 | 43741 | 000 | 48576 | 000 |
| Ahvaz | 34152 | 000 | 38311 | 000 | 46648 | 000 | 50846 | 000 |
| Ilam | 15689 | 000 | 17297 | 000 | 21019 | 000 | 23417 | 000 |
| Bojnurd | 23006 | 000 | 26610 | 000 | 29699 | 000 | 31931 | 000 |
| Bandar Abbas | 38905 | 000 | 45340 | 000 | 57094 | 000 | 62043 | 000 |
| Bushehr | 33934 | 000 | 42233 | 000 | 53226 | 000 | 58032 | 000 |
| Birjand | 23841 | 000 | 23596 | 000 | 28620 | 000 | 31399 | 000 |
| Tabriz | 34701 | 000 | 40468 | 000 | 51235 | 000 | 57400 | 000 |
| Tehran | 119134 | 000 | 152383 | 000 | 180098 | 000 | 196493 | 000 |
| Khorramabad | 19381 | 000 | 24635 | 000 | 28839 | 000 | 31557 | 000 |
| Dezful | 21540 | 000 | 24543 | 000 | 27254 | 000 | 000 | 000 |
| Rasht | 38988 | 000 | 45346 | 000 | 56093 | 000 | 61423 | 000 |
| Zahedan | 24097 | 000 | 25834 | 000 | 30158 | 000 | 32290 | 000 |
| Zanjan | 28419 | 000 | 32260 | 000 | 39062 | 000 | 41469 | 000 |
| Sari | 29013 | 000 | 34153 | 000 | 41583 | 000 | 45726 | 000 |
| Semnan | 27428 | 000 | 31963 | 000 | 38803 | 000 | 41268 | 000 |
| Sanandaj | 31057 | 000 | 36390 | 000 | 42897 | 000 | 47440 | 000 |
| Shahr-e-Kord | 16568 | 000 | 19421 | 000 | 25556 | 000 | 27334 | 000 |
| Shiraz | 33216 | 000 | 39215 | 000 | 49724 | 000 | 54832 | 000 |
| Qazvin | 41102 | 000 | 49952 | 000 | 65092 | 000 | 69882 | 000 |
| Qom | 30640 | 000 | 36112 | 000 | 44223 | 000 | 47906 | 000 |
| Karaj | 46948 | 000 | 57950 | 000 | 74202 | 000 | 81627 | 000 |
| Kerman | 21647 | 000 | 25944 | 000 | 31418 | 000 | 34593 | 000 |
| Kermanshah | 25501 | 000 | 29341 | 000 | 36374 | 000 | 39449 | 000 |
| Gorgan | 28526 | 000 | 33907 | 000 | 40486 | 000 | 44006 | 000 |
| Mashhad | 34252 | 000 | 40514 | 000 | 51080 | 000 | 55698 | 000 |
| Hamedan | 29992 | 000 | 35046 | 000 | 45149 | 000 | 49504 | 000 |
| Yasuj | 21265 | 000 | 24935 | 000 | 24415 | 000 | 26428 | 000 |
| Yazd | 15953 | 000 | 18681 | 000 | 21980 | 000 | 23798 | 000 |

1. Data for deposit are included with rental.

Sources: Statistical Centre of Iran;

- Ministry of Housing and Urban Development.

10.19. GENERAL CHARACTERISTICS OF HOUSING COOPERATIVES AT THE END OF THE YEAR (mln rials)

| Description | Number | Member | The employed | Capital |
|--|--------------|----------------|---------------|----------------|
| <i>Registered cooperatives⁽¹⁾</i> | | | | |
| ۱۳۷۵..... | 8175 | 1474556 | 127816 | 879087 |
| ۱۳۸۰..... | 9775 | 1614406 | 165592 | 1607535 |
| ۱۳۸۵..... | 14150 | 1949598 | 219041 | 4190443 |
| ۱۳۸۹..... | 25780 | 2680299 | 621052 | 9297639 |
| ۱۳۹۰..... | 26223 | 2133234 | 570690 | 8536084 |
| ۱۳۹۱..... | 26080 | 2822813 | 567812 | 10599322 |
| ۱۳۹۲..... | 26312 | 2888135 | 551276 | 12333182 |
| ۱۳۹۳..... | 26437 | 2860896 | 561439 | 9966902 |
| <i>Cooperatives under establishment</i> | | | | |
| ۱۳۷۵..... | 255 | 55573 | 968 | 29389 |
| ۱۳۸۰..... | 355 | 62839 | 1744 | 56707 |
| ۱۳۸۵..... | 1187 | 118282 | 9396 | 357797 |
| ۱۳۸۹..... | 211 | 13274 | 7378 | 31440 |
| ۱۳۹۰..... | 77 | 3512 | 2386 | 9302 |
| ۱۳۹۱..... | 179 | 9650 | 7012 | 22149 |
| ۱۳۹۲..... | 000 | 000 | 000 | 000 |
| ۱۳۹۳..... | 000 | 000 | 000 | 000 |
| <i>Cooperatives in operation⁽²⁾</i> | | | | |
| ۱۳۷۵..... | 4431 | 1086616 | 116237 | 774144 |
| ۱۳۸۰..... | 5568 | 1199573 | 150969 | 1401330 |
| ۱۳۸۵..... | 8481 | 1444132 | 190822 | 3483488 |
| ۱۳۸۹..... | 16308 | 2004497 | 457616 | 7638754 |
| ۱۳۹۰..... | 14503 | 1820689 | 374834 | 5991545 |
| ۱۳۹۱..... | 13589 | 1802363 | 334777 | 7866205 |
| ۱۳۹۲..... | 11888 | 1664272 | 293500 | 8939642 |
| ۱۳۹۳..... | 11494 | 1700672 | 280518 | 6547207 |

10.19. GENERAL CHARACTERISTICS OF HOUSING COOPERATIVES AT THE END OF THE YEAR (continued) (mln rials)

| Ostan | Number | Member | The employed | Capital |
|----------------------------|--------|--------|--------------|---------|
| East Azarbayejan | 591 | 88108 | 8205 | 507367 |
| West Azarbayejan..... | 316 | 79500 | 6031 | 157577 |
| Ardebil..... | 233 | 30281 | 1292 | 657449 |
| Esfahan | 474 | 88776 | 2968 | 293336 |
| Alborz | 274 | 35360 | 17866 | 45843 |
| Ilam..... | 113 | 9484 | 702 | 30917 |
| Bushehr..... | 67 | 5537 | 1598 | 57492 |
| Tehran..... | 3093 | 541518 | 70260 | 512646 |
| Chaharmahal&Bakhtiari..... | 123 | 10930 | 2078 | 12269 |
| South Khorasan..... | 153 | 14726 | 924 | 84710 |
| Khorasan-e-Razavi | 606 | 80516 | 17026 | 159972 |
| North Khorasan..... | 138 | 17568 | 1546 | 30663 |
| Khuzestan | 1110 | 105684 | 53195 | 728937 |
| Zanjan..... | 130 | 33811 | 1841 | 711676 |
| Semnan | 61 | 4239 | 2671 | 8347 |
| Sistan&Baluchestan..... | 173 | 23744 | 8447 | 90001 |
| Fars | 447 | 90956 | 7536 | 632565 |
| Qazvin..... | 75 | 23691 | 712 | 19934 |
| Qom | 360 | 40383 | 4311 | 81287 |
| Kordestan..... | 327 | 34526 | 5402 | 134638 |
| Kerman | 278 | 32513 | 2529 | 240129 |
| Kermanshah | 413 | 80640 | 2473 | 55399 |
| Kohgiluyeh&Boyerahmad..... | 82 | 10872 | 2680 | 22915 |
| Golestan..... | 104 | 16297 | 1080 | 14802 |
| Gilan | 221 | 35682 | 2013 | 20015 |
| Lorestan | 301 | 25364 | 2099 | 44681 |
| Mazandaran | 343 | 39584 | 5115 | 60866 |
| Markazi..... | 214 | 18509 | 2754 | 32753 |
| Hormozgan | 250 | 41070 | 36667 | 906475 |
| Hamedan..... | 231 | 15524 | 5346 | 144970 |
| Yazd | 193 | 25279 | 3151 | 46576 |

1. Including cooperatives in operation, out of operation and under establishment.

2. According to new definition of the Ministry of Cooperative, Labour and Social Welfare, housing cooperation are in operation since their establishment and Cooperatives under establishment is not the case in the new definition.

Source: Ministry of Cooperatives ,Labour and Social