

7

# Manufacturing





### *Introduction*

The country's first manufacturing survey was launched in 1342 by the former General Department of Public Statistics, for which the Ministry of Economics was an immediate replacement from the year 1343 to the year 1351. It kept on performing the job up to the year 1352, when the Ministry of Industries and Mines took the duty over.

The SCI launched the first Survey of Large Manufacturing Establishments (with 10 or more workers) in the year 1351, which was annually repeated until the year 1366, except for the years 1356 and 1357.

Because of changes taken place in the country's industrial structure and the need for statistical review of the manufacturing establishments the SCI planned and implemented a comprehensive manufacturing survey in the year 1367, which was annually implemented till 1370.

Due to the fact that the large manufacturing establishments (with 10 or more workers), comprised the lion's share of the manufacturing sector, the SCI resumed the annual implementation of the Survey of Large Manufacturing Establishments in the year 1371, which was repeated in the years 1372 and 1373. Moreover, in the year 1373 the SCI conducted the General Census of Manufacturing and Mines. The second stage of the GCMM was implemented in the year 1374 based on the frame developed from the first stage, to provide data in detail for the year 1373 in this sector. During the procedure, the data on manufacturing establishments with less than 6 workers were collected through a sample survey while the data

on those with 6 or more workers were gathered through a census.

In the year 1376, the data on manufacturing establishments for the years 1374 and 1375 were collected based on the developed frame and the establishments identified after the year 1373. The data on establishments with 10 and more workers were collected through a census while the data on establishments with less than 10 workers were based on a sample survey only for the year 1375. Moreover, a census for the manufacturing establishments with 10 or more workers has been taken since the year 1377 to collect and publish data in detail for the previous year by type of manufacturing activity. In the year 1381, the General Census of Establishments was conducted to collect a frame data set for the nation's economic activities- for both establishments and households' activities.

In the year 1382, based on the frame developed from the 1381 General Census of Establishments, the data for manufacturing establishments with less than 10 workers were collected through a sample survey with a sample size of 50000, while the data for establishments with 10 or more workers were gathered through a census. In next years, based on the frame developed from the 1381 General Census of Establishments, a census was conducted to collect data on the establishments with 10 or more workers. The data resulted from this census are included in this chapter.

With respect to the importance of the household industries, a sample survey on these activities was implemented along with the GCMM in the years 1374 and 1376.

Also, data collection on new manufacturing permits has regularly been conducted by the Ministry of Industries and Mines since its involvement in statistical activities.

The information presented here comprises the data on manufacturing permits issued by the Ministry of Industries and Mines, selected data on characteristics and economic performance of manufacturing establishments and households with economic activities, resulted from the SCI's surveys, and data on general characteristics of manufacturing cooperatives covered by the Ministry of Cooperatives.

It is noteworthy that the data appeared in the tables 7.1 through 7.5 are related to the establishments supervised by the Ministry of Industries and Mines, so the data on refineries not covered by the Ministry are not included.

To classify activities of the manufacturing sector, the ISIC, Rev.3 was, with some changes, chosen as the pattern.

#### **Definitions and concepts**

**Establishment licence (agreement in principle):** the primary permit issued for founding a manufacturing establishment.

**Exploitation licence:** the permit granted to the manufacturing unit after going successfully through the test production, to be able to come into operation.

**Manufacturing establishment:** a certain and fixed place where an accumulation of capital and labour force are invested for manufacturing one or more products.

#### **Type of establishment ownership:**

**Public:** where over 50% of the capital belongs to the ministries, government agencies, banks, Islamic Revolution institutions, municipalities, or other public sector bodies.

**Private (cooperative):** where the whole or more than 50% of its shares belongs to the members of the cooperative.

**Private (non-cooperative):** where the whole or more than 50% of its capitals belongs to persons.

**Employed (workers):** see Chapter 4, Definitions and concepts.

**Employed members of households engaged in household industries:** people aged 10 and over, engaged in manufacturing activities at the household's residence through all or part of the year.

To estimate the statistics on employed members, "Annual Average Number of the Employed" method is applied.

**Wage and salary:** see Chapter 4, Definitions and concepts.

**Compensation of wage/salary earners:** see Chapter 4, Definitions and concepts.

**Other payments (money, goods, etc.):** see Chapter 4, Definitions and concepts.

**Investment (changes in capital assets):** see Chapter 4, Definitions and concepts.

**Capital assets:** see Chapter 4, Definitions and concepts.

**Raw and primary materials, non-durable tools and instruments used:** materials brought to the establishment to undergo complementary physical or chemical changes. Such materials might be either raw or semi-finished, and are to be used in the next manufacturing operations (finishing, transforming, and assembling). Non-durable tools and instruments refer to work tools and instruments with a service life span of less than one year used in the manufacturing activities of the establishment.

**Input value:** the total value of primary materials, non-durable work tools and instruments used, fuel consumed, water and electricity purchased, material and parts used to establish or make capital assets plus the cost of industrial services.

**Output value:** the total value of products manufactured, gains against industrial services, changes in inventory of products under manufacturing, difference between sale value and purchase value of products sold without any changes, value of capital assets manufactured by the establishment, the value of electricity and water produced and sold less the

value of the non-sellable wastes of produced goods.

**Value added of manufacturing activities:** the output value less the input value.

**Manufacturing establishments productivity:** proportion of value added to the number of establishments.

**Workforce productivity:** proportion of value added to the number of workers.

**Industrial services:** the contractual activities, minor repairs of buildings, machinery, office equipment and vehicles, as well as installation and putting products into operation.

**Non-industrial services:** renting of buildings and machinery, communications, commercial insurances, etc.

**Receipts and payments for non-industrial services:** receipts and payments of the establishments for services like renting of buildings and machinery, communications, telecommunications, transport, auditing, legal and educational services, commissioning, etc.

**Charges paid and indirect taxes:** all compulsory sums paid by the establishment to public agencies. Some examples are: municipality and establishment charges, and registration and licence issuance fees.

In the most recent census, indirect tax refers to the sum of money the local producers receive from the customers for commodities as beverages, motor vehicles, cigarettes, caviar, cassettes, etc., to deposit directly to the government's account.

**Manufacturing cooperatives:** cooperatives which take action in various areas of industry according to the field of activity mentioned in their statutes through making use of their members capitals, manpower and expertise.

**Hand-woven carpet cooperatives:** the cooperatives engaged in production of different kinds of hand-woven carpets and similar products by providing such services as preparing and distribution of raw materials.

### *Selected information*

In the year 1390, there were 14962 manufacturing establishments with 10 and more workers totaling 1242983 employed persons, which show 2.2 and 0.4% decrease respectively compared to the previous year. The ownership of 98 percent of the establishments was for the private sector and about 2 percent for the public sector. Besides, from among the said number of the employed, 18.9 percent were employed in the establishments with 10-49 workers, 11.7 percent in the establishments with 50-99 workers and 69.4 percent were employees of the establishments with 100 and more workers.

In the year 1390, the amount of investment made in manufacturing establishments with 10 and more workers was about 68341 bln rials which shows about 16.2 percent decrease in comparison to the previous year.

Also in the same year, the value-added of the activity of manufacturing establishments with 10 and more workers was higher than 624332 bln rials which represents a 26.2 percent increase compared to the preceding year. Out of the mentioned amount of value added, 9.9 percent is related to the production of the coke, oil refineries and nuclear fuels, 22.9 percent is related to production of chemicals and chemical products, 9.6 percent relates to non-metallic mineral products, 16 percent relates to production of other basic metals, 13 percent relates to the production of motor vehicles, trailers and semi-trailers 3.4 percent is for the production of machinery and unclassified equipment in other places and 9.6 percent goes to the production of food and beverages. The figures show that the seven cited activities contain 84.4 % of the total value added of the industrial activities.

In the year 1390, over 1256 thousand tons of vegetable oil, 1846 thousand tons sugar and hard sugar, 63205 thousand tons cement, over 492 thousand tons paper as well as 1627697 sets of passenger cars and jeeps were produced in the manufacturing establishments.

### 7. 1. LICENCES<sup>(1)</sup> ISSUED BY THE MINISTRY OF INDUSTRIES , MINE AND BUSINESS FOR ESTABLISHING MANUFACTURING ESTABLISHMENTS BY TYPE OF INDUSTRY

Industry	1375	1380	1385	<sup>(2)</sup> 1387	<sup>(3)</sup> 1388	<sup>(3)</sup> 1389	1390	1391
<b>Total.....</b>	<b>9182</b>	<b>17098</b>	<b>54288</b>	<b>26239</b>	<b>13380</b>	<b>15813</b>	<b>15872</b>	<b>15210</b>
Manufacture of food products and beverages .....	2065	2861	9849	4741	2626	2993	2948	2220
Manufacture of tobacco products.....	0	2	7	4	13	5	2	2
Manufacture of textiles .....	822	1161	2683	708	505	508	529	455
Manufacture of wearing apparel; dressing and dyeing of fur .....	245	1164	1997	405	203	217	260	220
Tanning and dressing of leather; manufacture of luggage, handbags, saddlery, harness, and footwear....	153	230	506	187	70	78	79	57
Manufacture of wood and of products of wood and cork, except furniture; manufacture of articles of straw and plaiting materials .....	288	405	1780	830	400	502	528	599
Manufacture of paper and paper products.....	532	600	1655	910	448	504	462	443
Publishing, printing and reproduction of recorded media .....	27	63	204	36	28	41	33	13
Manufacture of coke, refined petroleum products and nuclear fuel.....	49	142	456	210	144	164	199	302
Manufacture of chemicals and chemical products	845	1298	3255	1360	804	856	912	928
Manufacture of rubber and plastic products .....	965	1340	6573	3313	1220	1744	1846	1716
Manufacture of other non-metallic mineral products	888	2528	8674	5965	3170	3783	3936	3422
Manufacture of basic metals ....	391	555	2089	1117	539	683	606	648
Manufacture of fabricated metal products, except machinery and equipment .....	452	1289	4558	2403	1179	1319	1353	1388
Manufacture of machinery and equipment n.e.c. ....	564	1196	3572	1422	757	897	797	815
Manufacture of office, accounting and computing machinery .....	33	241	435	78	30	40	25	16
Manufacture of electrical machinery and apparatus n.e.c.....	225	552	1495	677	330	390	351	340
Manufacture of radio, television and communication equipment and apparatus .....	167	128	304	100	48	44	53	69
Manufacture of medical, precision and optical instruments, watches and clocks .....	153	169	372	192	96	110	113	108
Manufacture of motor vehicles, trailers and semi-trailers .....	141	579	1306	598	310	333	280	204
Manufacture of other transport equipment.....	61	243	413	183	91	104	99	64
Manufacture of furniture; manufacturing n.e.c. ....	72	279	1298	462	210	287	218	192
Recycling .....	44	73	807	324	157	205	239	322
Production of energy.....	-	-	-	-	-	-	-	102
Logistic and auxiliary activities of transport; travel agency activities.....	-	-	-	-	-	-	-	78
Computer and related activities.....	×	×	×	14	2	6	4	4
Research and development.....	-	-	-	-	-	-	-	0
Other activities for engineering services.....	-	-	-	-	-	-	-	483

1. Including new manufacturing establishments and expansion of existing establishments.

2. The reason for decrease in figures compared to the previous year is due to employing new policies by the Ministry of Industries, Mine and Business for organizing of establishment license issuance based on presentation of justification plan and priority of the products from the beginning of the year 1387.

3. Revised figures

Source: Ministry of Industries, Mine and Business.

**7.2. EXPLOITATION LICENSES<sup>(1)</sup> ISSUED BY THE MINISTRY OF INDUSTRIES, MINE AND BUSINESS FOR ESTABLISHING OF MANUFACTURING ESTABLISHMENTS, BY TYPE OF INDUSTRY**

(number)

Industry	1375	1380	1385	1387	(2)1388	(2)1389	1390	1391
<b>Total</b> .....	<b>3600</b>	<b>3550</b>	<b>6764</b>	<b>7689</b>	<b>6661</b>	<b>6878</b>	<b>6292</b>	<b>4112</b>
Manufacture of food products and beverages .....	645	651	833	1195	1141	1359	1151	698
Manufacture of tobacco products .....	0	1	0	2	0	5	3	2
Manufacture of textiles .....	314	289	444	399	321	341	262	182
Manufacture of wearing apparel; dressing and dyeing of fur ..	150	193	115	106	95	86	65	39
Tanning and dressing of leather; manufacture of luggage, handbags, saddlery, harness, and footwear .....	89	111	60	66	46	86	51	36
Manufacture of wood and products of wood and cork, except furniture; manufacture of articles of straw and plaiting materials .....	60	81	223	210	172	168	165	84
Manufacture of paper and paper products .....	112	106	168	206	195	189	163	114
Publishing, printing and reproduction of recorded media.....	11	24	28	19	26	13	11	11
Manufacture of chemicals and chemical products.....	6	66	87	86	95	93	94	75
Manufacture of rubber and plastic products .....	176	332	522	497	426	457	481	337
Manufacture of other non-metallic mineral products.....	287	325	979	899	771	730	851	598
Manufacture of basic metals .....	748	407	1731	1899	1488	1323	1177	751
Manufacture of fabricated metal products, except machinery and equipment.....	103	120	208	293	282	356	344	169
Manufacture of machinery and equipment n.e.c. ....	260	267	438	643	526	583	519	343
Manufacture of office, accounting and computing machinery	318	229	399	505	397	387	373	230
Manufacture of electrical machinery and apparatus n.e.c.....	15	29	27	18	23	18	17	11
Manufacture of radio, television and communication equipment and apparatus .....	121	78	131	206	196	184	163	110
Manufacture of medical, precision and optical instruments, watches and clocks .....	16	16	20	23	24	29	31	21
Manufacture of motor vehicles, trailers and semi-trailers .....	26	25	34	43	52	62	53	40
Manufacture of motor vehicles, trailers and semi-trailers .....	65	114	136	148	157	172	128	88
Manufacture of other transport equipment .....	27	51	54	46	38	43	36	21
Manufacture of furniture; manufacturing n.e.c.....	45	25	100	119	105	99	88	68
Recycling .....	6	10	27	52	65	62	63	37
Production of energy.....	-	-	-	-	-	-	-	0
Logistic and auxiliary activities of transport; travel agency activities.....	-	-	-	-	-	-	-	9
Computer and related activities.....	×	×	×	9	20	33	3	0
Research and development.....	-	-	-	-	-	-	-	0
Other activities for engineering services.....	-	-	-	-	-	-	-	38

1. Including exploitation licenses issued for starting new establishments, expansion of existing establishments and establishments without license.

2. Revised figures.

Source: Ministry of Industries, Mine and Business.

**7.3. VACANCIES CREATED IN MANUFACTURING ESTABLISHMENTS WITH EXPLOITATION LICENCE <sup>(1)</sup> ISSUED BY THE MINISTRY INDUSTRIES, MINE AND BUSINESS, BY TYPE OF INDUSTRY**

(person)

Industry	1375	1380	1385	1387	<sup>(2)</sup> 1388	<sup>(2)</sup> 1389	1390	1391
<b>Total .....</b>	<b>85133</b>	<b>74578</b>	<b>126155</b>	<b>146394</b>	<b>140598</b>	<b>131225</b>	<b>109100</b>	<b>70960</b>
Manufacture of food products and beverages .....	14185	14245	19762	24143	22307	23923	18719	9654
Manufacture of tobacco products.....	0	15	0	567	0	2281	65	90
Manufacture of wearing apparel; dressing and dyeing of fur.....	19503	6564	10275	6449	6379	6589	4954	3876
Manufacture of wearing apparel; dressing and dyeing of fur .....	2130	2708	1477	2065	1714	1707	978	1298
Tanning and dressing of leather; manufacture of luggage, handbags, saddlery, harness, and footwear .....	1600	1211	834	727	714	831	497	614
Manufacture of wood and of products of wood and cork, except furniture; manufacture of articles of straw and plaiting materials .....	721	992	2764	1925	2312	1689	1817	1171
Manufacture of paper and paper products .....	2342	1353	2860	3131	3574	2393	2401	1320
Publishing, printing and reproduction of recorded media .....	90	229	424	494	479	171	125	108
Manufacture of coke, refined petroleum products and nuclear fuel.....	65	1126	1218	4298	2278	3999	3230	871
Manufacture of chemicals and chemical products ...	3659	13037	10485	12021	10442	9308	8857	6479
Manufacture of rubber and plastic products .....	4327	3856	12429	10574	8554	8222	10797	6628
Manufacture of other non metallic mineral products..	12998	9252	25090	36137	25950	27707	18215	13233
Manufacture of basic metals .....	2253	2496	7421	11716	17809	9790	9496	4656
Manufacture of fabricated metal products, except machinery and equipment .....	7950	3869	9038	9661	8681	10850	8620	6144
Manufacture of machinery and equipment n.e.c.....	4566	4088	7639	6794	7301	6226	6877	5663
Manufacture of office, accounting and computing machinery.....	170	361	540	191	559	660	417	153
Manufacture of electrical machinery and apparatus n.e.c.....	2690	2692	4654	4405	4977	4409	3741	1764
Manufacture of radio, television and communication equipment and apparatus .....	2473	197	762	398	731	838	829	378
Manufacture of medical, precision and optical instruments, watches and clocks .....	354	574	486	584	701	1940	688	752
Manufacture of motor vehicles, trailers and semi-trailers.....	1307	2727	4557	5934	10939	4093	4463	3535
Manufacture of other transport equipment .....	872	2445	1804	826	1589	1341	1164	921
Manufacture of furniture; manufacturing n.e.c.....	782	412	1300	1906	1549	1388	1076	729
Recycling .....	96	129	336	1438	1051	856	1072	368
Production of energy.....	-	-	-	-	-	-	-	0
Logistic and auxiliary activities of transport; travel agency activities.....	-	-	-	-	-	-	-	77
Computer and related activities.....	×	×	0	10	8	14	2	0
Research and development.....	-	-	-	-	-	-	-	0
Other activities for engineering services.....	-	-	-	-	-	-	-	478

1. Including exploitation licenses issued for starting new establishments, expansion of existing establishments and establishments without license.

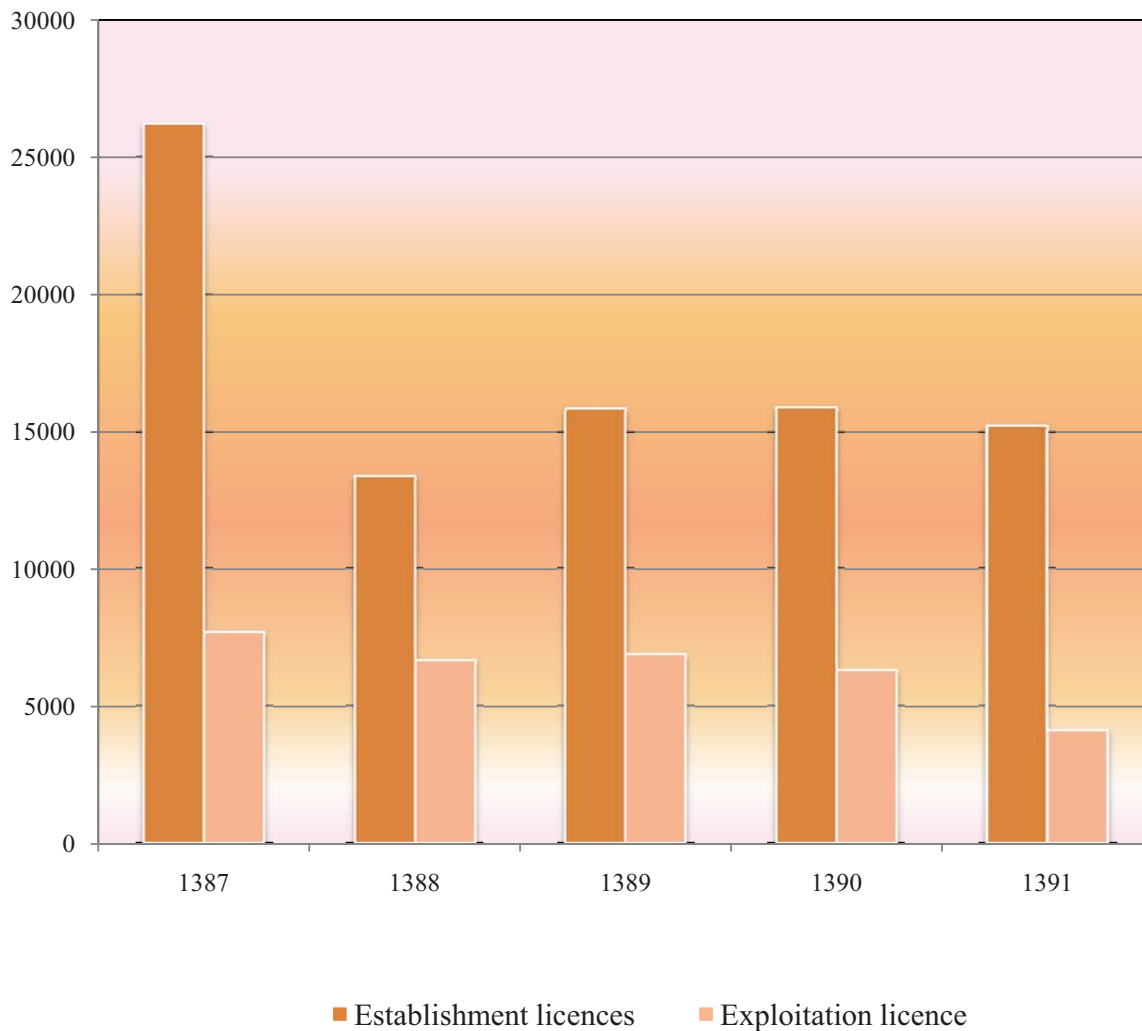
2. Revised figures

Source: Ministry of Industries, Mine and Business.



**7.1 ESTABLISHMENT AND EXPLOITATION LICENSES FOR MANUFACTURING ESTABLISHMENTS**

Thousand



For data see Tables 7.1 and 7.2.

**7. 4. INVESTMENT MADE IN MANUFACTURING ESTABLISHMENTS WITH EXPLOITATION LICENCE<sup>(1)</sup>ISSUEDBY THE MINISTRY OF INDUSTRIES, MINE AND BUSINESS, BY TYPE OF INDUSTRY (billion-rials)**

Industry	1375	1380	1385	1387	<sup>(2)</sup> 1388	<sup>(2)</sup> 1389	1390	1391
<b>Total .....</b>	<b>5365</b>	<b>13023</b>	<b>77172</b>	<b>226679</b>	<b>207403</b>	<b>194673</b>	<b>155962</b>	<b>91684</b>
Manufacture of food products and beverages.....	883	2070	11180	19177	20980	26289	25780	15546
Manufacture of tobacco products.....	0	2	0	132	0	5181	135	120
Manufacture of textiles .....	914	931	3548	5993	5789	8950	7504	4792
Manufacture of wearing apparel; dressing and dyeing of fur .....	17	40	122	734	130	357	68	105
Tanning and dressing of leather; manufacture of luggage, handbags, saddlery, harness, and footwear .....	65	84	245	480	451	347	177	537
Manufacture of wood and of products of wood and cork, except furniture; manufacture of articles of straw and plaiting materials .....	25	69	1038	1107	1927	1147	1690	866
Manufacture of paper and paper products .....	69	89	970	2639	5555	2025	1895	3669
Publishing, printing and reproduction of recorded media .....	8	54	200	271	1296	208	166	309
Manufacture of coke, refined petroleum products and nuclear fuel .....	6	160	657	16498	23367	19785	18366	910
Manufacture of chemicals and chemical products.....	304	2729	19781	49228	29562	14695	19530	8514
Manufacture of rubber and plastic products ...	397	1498	7158	8333	5848	9236	8670	8173
Manufacture of other non-metallic mineral products .....	849	1492	11219	53484	43991	37737	23778	17742
Manufacture of basic metals.....	136	1006	9713	51047	37921	31346	27037	10792
Manufacture of fabricated metal products, except machinery and equipment .....	542	539	4528	6190	7854	10996	6646	5682
Manufacture of machinery and equipment n.e.c. ....	220	514	1660	3063	4138	15109	4801	3620
Manufacture of office, accounting and computing machinery .....	27	34	253	112	299	597	221	172
Manufacture of electrical machinery and apparatus n.e.c. ....	761	377	1921	1926	3859	3585	1851	1851
Manufacture of radio, television and communication equipment and apparatus.....	23	8	158	392	272	527	184	130
Manufacture of medical, precision and optical instruments, watches and clocks.....	13	45	189	449	742	559	451	687
Manufacture of motor vehicles, trailers and semi-trailers .....	46	1167	1966	3871	10150	4552	2873	1705
Manufacture of other transport equipment .....	32	82	342	519	2070	404	388	3795
Manufacture of furniture; manufacturing n.e.c. ....	26	25	223	487	604	538	421	603
Recycling .....	2	9	101	547	598	503	3330	329
Production of energy.....	-	-	-	-	-	-	-	0
Logistic and auxiliary activities of transport; travel agency activities.....	-	-	-	-	-	-	-	123
Computer and related activities.....	×	×	×	0	0	0	0	0
Research and development.....	-	-	-	-	-	-	-	0
Other activities for engineering services.....	-	-	-	-	-	-	-	912

1. Including exploitation licenses issued for starting new establishments, expansion of existing establishments and establishments without license.

2. Revised figures

Source: Ministry of Industries, Mine and Business.

**7. 5. ESTABLISHMENT<sup>(1)</sup> AND EXPLOITATION<sup>(2)</sup> LICENCES ISSUED BY THE MINISTRY OF INDUSTRIES, MINE AND BUSINESS FOR MANUFACTURING ESTABLISHMENTS BY OSTAN , THE YEAR 1391**

Ostan	Establishment licence	Exploitation licence
<b>Total country .....</b>	<b>15210</b>	<b>4112</b>
East Azarbayejan.....	1719	353
West Azarbayejan .....	405	140
Ardebil .....	103	55
Esfahan .....	1060	333
Alborz .....	296	153
Ilam .....	117	35
Bushehr .....	268	16
Tehran .....	241	351
Chaharmahal&Bakhtiari ...	253	91
South Khorasan.....	68	19
Khorasan-e-Razavi.....	1133	333
North Khorasan.....	144	31
Khuzestan .....	416	99
Zanjan .....	512	99
Semnan.....	464	110
Sistan&Baluchestan .....	377	50
Fars .....	1538	190
Qazvin .....	515	240
Qom .....	373	190
Kordestan .....	418	61
Kerman .....	594	106
Kermanshah .....	173	38
Kohgiluyeh & Boyerahmad	108	25
Golestan .....	207	60
Gilan.....	233	159
Lorestan.....	259	78
Mazandaran.....	752	177
Markazi ... ..	986	199
Aras Free Zone.....	7	0
Qeshm Free Zone.....	7	2
Hormozgan.....	162	53
Hamedan .....	239	53
Yazd .....	1063	213

1. Including new manufacturing establishments and expansion of existing establishments.

2. Including exploitation licenses issued for starting new establishments, expansion of existing establishments and establishments without license.

Source: Ministry of Industries, Mine and Business.

### 7. 6. MANUFACTURING ESTABLISHMENTS WITH 10 OR MORE WORKERS BY TYPE OF INDUSTRY, OWNERSHIP AND SIZE

Year and industry	Total establishments			
	Total	10-49 workers	50-99 workers	100 and more workers
1375 <sup>(1)</sup> .....	321326	10938	1104	1329
1380.....	10987	8109	1249	1629
1385.....	16057	12151	1856	2050
1386 <sup>(2,3)</sup> .....	17593	13042	2102	2449
1387 <sup>(2,3)</sup> .....	17063	12298	2210	2555
1388 <sup>(2,3)</sup> .....	16129	11440	2185	2504
1389 <sup>(2,3)</sup> .....	15301	10711	2229	2361
<b>1390.....</b>	<b>14962</b>	<b>10481</b>	<b>2138</b>	<b>2343</b>
Manufacture of food products and beverages .....	2742	1950	413	379
Manufacture of tobacco products .....	2	0	0	2
Manufacture of textiles .....	1125	749	166	210
Manufacture of wearing apparel; dressing and dyeing of fur .....	131	103	12	16
Tanning and dressing of leather ; manufacture of luggage, handbags, saddlery, harness, and footwear....	175	133	28	14
Manufacture of wood and of products of wood and cork, except furniture; manufacture of articles of straw and plaiting materials .....	121	86	18	17
Manufacture of paper and paper products .....	315	229	39	47
Publishing, printing and reproduction of recorded media .....	236	195	19	22
Manufacture of coke, refined petroleum products and nuclear fuel .....	121	80	21	21
Manufacture of chemicals and chemical products .....	936	581	144	211
Manufacture of rubber and plastic products .....	1015	764	141	110
Manufacture of other non-metallic mineral products...	3230	2639	267	324
Manufacture of basic metals .....	637	360	111	167
Manufacture of fabricated metal products, except machinery and equipment .....	1174	811	203	160
Manufacture of machinery and equipment n.e.c. ....	1001	630	194	177
Manufacture of office, accounting and computing machinery .....	36	16	6	14
Manufacture of electrical machinery and apparatus n.e.c. ....	468	256	94	118
Manufacture of radio, television and communication equipment and apparatus .....	71	38	20	13
Manufacture of medical, precision and optical instruments, watches and clocks .....	149	82	32	34
Manufacture of motor vehicles, trailers and semi-trailers .....	676	328	124	223
Manufacture of other transport equipment .....	144	92	25	27
Manufacture of furniture; manufacturing n.e.c. ....	444	349	58	37
Recycling .....	13	10	2	1

**7. 6. MANUFACTURING ESTABLISHMENTS WITH 10 OR MORE WORKERS BY TYPE OF INDUSTRY, OWNERSHIP AND SIZE (continued)**

Year and industry	Private			
	Total	10-49 workers	50-99 workers	100 and more workers
1375 <sup>(1)</sup> .....	319890	10492	954	786
1380 .....	10203	7852	1146	1205
1385 .....	15531	11944	1775	1812
1386 <sup>(2,3)</sup> .....	17078	12828	2036	2214
1387 <sup>(2,3)</sup> .....	16582	12114	2134	2334
1388 <sup>(2,3)</sup> .....	15724	11275	2131	2318
1389 <sup>(2,3)</sup> .....	14947	10559	2175	2213
<b>1390.....</b>	<b>14644</b>	<b>10340</b>	<b>2092</b>	<b>2212</b>
Manufacture of food products and beverages .....	2674	1919	399	356
Manufacture of tobacco products .....	1	0	0	1
Manufacture of textiles .....	1111	743	163	205
Manufacture of wearing apparel; dressing and dyeing of fur .....	130	102	12	16
Tanning and dressing of leather; manufacture of luggage, handbags, saddlery, harness, and footwear .....	174	133	28	13
Manufacture of wood and of products of wood and cork, except furniture; manufacture of articles of straw and plaiting materials .....	117	86	17	14
Manufacture of paper and paper products .....	314	229	39	46
Publishing, printing and reproduction of recorded media.....	220	191	16	13
Manufacture of coke, refined petroleum products and nuclear fuel .....	113	80	20	14
Manufacture of chemicals and chemical products .....	910	579	141	190
Manufacture of rubber and plastic products .....	1009	762	141	106
Manufacture of other non-metallic mineral products.....	3122	2564	253	305
Manufacture of basic metals .....	624	359	111	155
Manufacture of fabricated metal products, except machinery and equipment .....	1163	804	203	156
Manufacture of machinery and equipment n.e.c. ....	993	626	193	174
Manufacture of office, accounting and computing machinery .....	35	16	5	14
Manufacture of electrical machinery and apparatus n.e.c. ....	466	256	94	116
Manufacture of radio, television and communication equipment and apparatus .....	70	37	20	13
Manufacture of medical, precision and optical instruments, watches and clocks .....	142	80	31	30
Manufacture of motor vehicles, trailers and semi-trailers.....	670	328	124	217
Manufacture of other transport equipment .....	132	87	23	22
Manufacture of furniture; manufacturing n.e.c. ....	442	349	57	36
Recycling .....	12	10	2	0

**7. 6. MANUFACTURING ESTABLISHMENTS WITH 10 OR MORE WORKERS BY TYPE OF INDUSTRY, OWNERSHIP AND SIZE (continued)**

Year and industry	Public			
	Total	10-49 workers	50-99 workers	100 and more workers
1375 <sup>(1)</sup> .....	1436	446	150	543
1380 .....	784	257	103	424
1385.....	526	207	81	238
1386 <sup>(2,3)</sup> ..	515	214	66	235
1387 <sup>(2,3)</sup> .....	481	184	76	221
1388 <sup>(2,3)</sup> .....	405	165	55	186
1389 <sup>(2,3)</sup> .....	354	153	54	148
<b>1390.....</b>	<b>318</b>	<b>141</b>	<b>46</b>	<b>131</b>
Manufacture of food products and beverages ....	68	31	14	23
Manufacture of tobacco products .....	1	0	0	1
Manufacture of textiles .....	14	6	3	5
Manufacture of wearing apparel; dressing and dyeing of fur	1	1	0	0
Tanning and dressing of leather ; manufacture of luggage, handbags, saddlery, harness, and footwear .....	1	0	0	1
Manufacture of wood and of products of wood and cork, except furniture; manufacture of articles of straw and plaiting materials .....	4	0	1	3
Manufacture of paper and paper products .....	1	0	0	1
Publishing, printing and reproduction of recorded media.....	16	4	3	9
Manufacture of coke, refined petroleum products and nuclear fuel .....	8	0	1	7
Manufacture of chemicals and chemical products .....	26	2	3	21
Manufacture of rubber and plastic products .....	6	2	0	4
Manufacture of other non-metallic mineral products.....	108	75	15	18
Manufacture of basic metals .....	13	1	0	12
Manufacture of fabricated metal products, except machinery and equipment .....	11	7	0	4
Manufacture of machinery and equipment n.e.c. ....	8	4	1	3
Manufacture of office, accounting and computing machinery .....	1	0	1	0
Manufacture of electrical machinery and apparatus n.e.c.....	2	0	0	2
Manufacture of radio, television and communication equipment and apparatus .....	1	1	0	0
Manufacture of medical, precision and optical instruments, watches and clocks .....	7	2	1	4
Manufacture of motor vehicles, trailers and semi-trailers.....	6	0	0	6
Manufacture of other transport equipment .....	12	5	2	5
Manufacture of furniture; manufacturing n.e.c. ....	2	0	1	1
Recycling .....	1	0	0	1

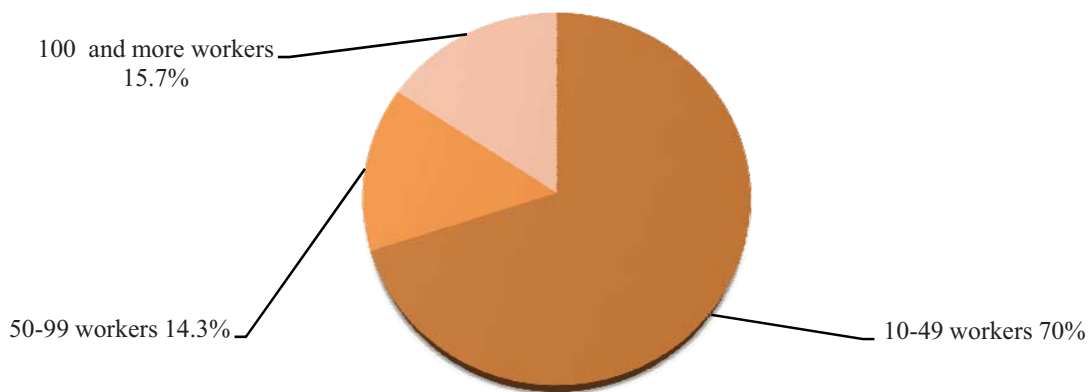
1. Difference between the total and sum of parts is due to the manufacturing establishments with 1 to 9 workers whose data are included in the total.

2. Difference between the total and sum of parts relates to the reason that its data were collected as sampling and generalized across the country and non-response data are imputed .

3. Revised figures.

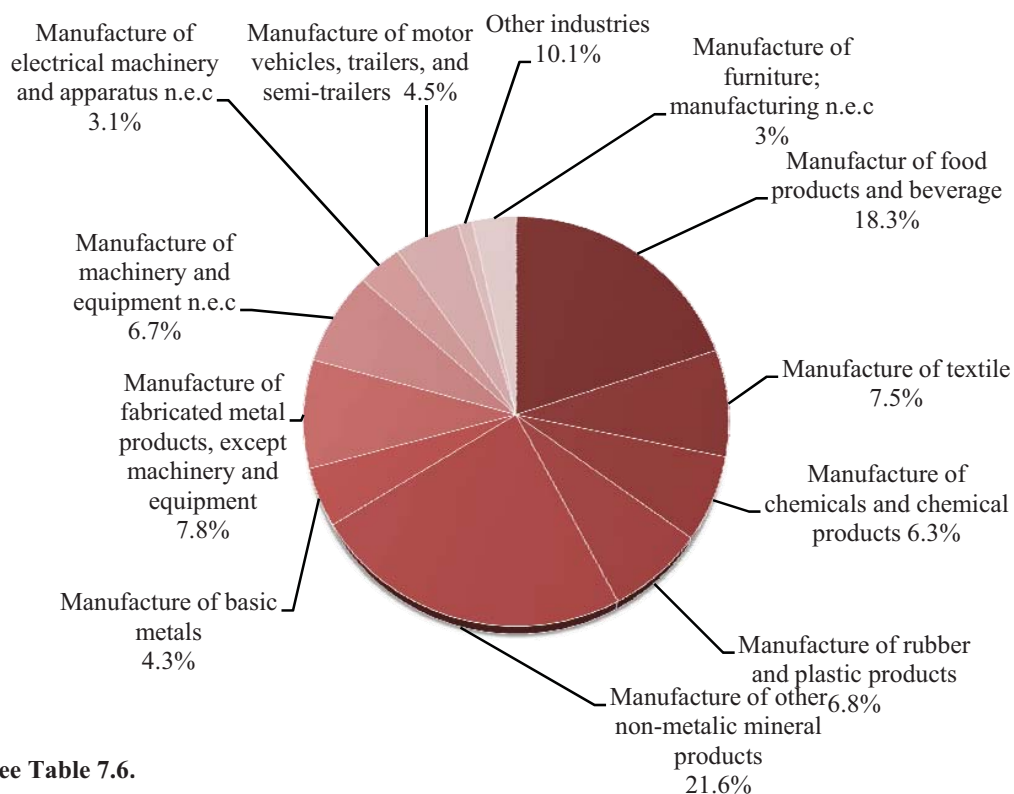
Source: Statistical Centre of Iran.

**7.2 DISTRIBUTION OF NATIONAL MANUFACTURING ESTABLISHMENTS WITH 10 AND MORE WORKERS BY SIZE, THE YEAR 1390**



For data see Table 7.6.

**7.3 DISTRIBUTION OF NATIONAL MANUFACTURING ESTABLISHMENTS WITH 10 AND MORE WORKERS BY TYPE OF ACTIVITY, THE YEAR 1390**



For data see Table 7.6.

**7. 7. MANUFACTURING ESTABLISHMENTS <sup>(1)</sup> WITH 10 OR MORE WORKERS BY OSTAN AND TYPE OF OWNERSHIP, THE YEAR 1390**

Ostan	Total establishments			
	Total	10-49 workers	50-99 workers	100 and more workers
<b>Total country</b> .....	<b>14962</b>	<b>10481</b>	<b>2138</b>	<b>2343</b>
East Azarbayejan.....	732	506	109	117
West Azarbayejan .....	325	255	37	33
Ardebil .....	186	159	17	10
Esfahan .....	1832	1284	273	275
Alborz .....	654	341	154	159
Ilam .....	49	43	4	2
Bushehr .....	104	71	20	13
Tehran .....	2580	1739	382	459
Chaharmahal&Bakhtiyari .....	249	213	18	18
South Khorasan.....	103	84	8	11
Khorasan-e-Razavi.....	1012	658	176	179
North Khorasan.....	80	67	5	8
Khuzestan .....	405	265	50	90
Zanjan .....	210	110	34	66
Semnan.....	755	631	75	49
Sistan&Baluchestan .....	94	82	6	5
Fars .....	622	482	64	76
Qazvin .....	668	400	98	170
Qom .....	500	395	55	50
Kordestan .....	126	107	8	11
Kerman .....	137	70	21	45
Kermanshah .....	233	182	25	26
Kohgiluyeh&Boyerahmad .....	51	41	5	5
Golestan .....	359	286	43	29
Gilan.....	536	375	86	75
Lorestan.....	187	157	14	16
Mazandaran.....	693	494	108	91
Markazi .....	543	297	127	119
Hormozgan.....	180	145	11	24
Hamedan .....	377	308	41	27
Yazd .....	383	235	64	84



**7. 7. MANUFACTURING ESTABLISHMENTS <sup>(1)</sup> WITH 10 OR MORE WORKERS BY OSTAN AND TYPE OF OWNERSHIP, THE YEAR 1390 (continued)**

Ostan	Private			
	Total	10-49 workers	50-99 workers	100 and more workers
<b>Total country .....</b>	<b>14644</b>	<b>10340</b>	<b>2092</b>	<b>2212</b>
East Azarbayejan.....	703	490	105	108
West Azarbayejan .....	308	244	35	29
Ardebil .....	176	151	15	9
Esfahan .....	1815	1279	272	263
Alborz .....	642	335	151	155
Ilam .....	47	43	3	1
Bushehr .....	103	70	20	13
Tehran .....	2533	1737	374	422
Chaharmahal&Bakhtiyari .....	246	212	17	17
South Khorasan.....	102	83	8	11
Khorasan-e-Razavi.....	986	643	171	172
North Khorasan.....	75	66	5	4
Khuzestan .....	381	253	47	80
Zanjan .....	204	106	32	66
Semnan.....	748	626	75	48
Sistan&Baluchestan .....	91	80	6	4
Fars .....	620	482	64	74
Qazvin .....	664	400	97	167
Qom .....	492	389	55	48
Kordestan .....	118	100	7	11
Kerman .....	126	65	19	41
Kermanshah .....	227	179	24	24
Kohgiluyeh&Boyerahmad .....	47	40	4	3
Golestan .....	347	278	42	27
Gilan.....	529	373	83	73
Lorestan.....	184	155	14	15
Mazandaran.....	677	484	107	86
Markazi .....	525	290	126	109
Hormozgan.....	176	145	11	20
Hamedan .....	375	307	40	27
Yazd .....	380	234	63	83

**7. 7. MANUFACTURING ESTABLISHMENTS <sup>(1)</sup> WITH 10 OR MORE WORKERS BY OSTAN AND TYPE OF OWNERSHIP, THE YEAR 1390 (continued)**

Ostan	Public			
	Total	10-49 workers	50-99 workers	100 and more workers
<b>Total country</b> .....	<b>318</b>	<b>141</b>	<b>46</b>	<b>131</b>
East Azarbayejan.....	29	16	4	9
West Azarbayejan .....	17	11	2	4
Ardebil .....	10	7	2	1
Esfahan .....	17	5	1	11
Alborz .....	13	6	3	4
Ilam .....	2	0	1	1
Bushehr .....	1	1	0	0
Tehran .....	47	2	8	37
Chaharmahal&Bakhtiyari .....	3	1	1	1
South Khorasan.....	1	1	0	0
Khorasan-e-Razavi.....	27	15	4	7
North Khorasan.....	5	1	0	4
Khuzestan .....	24	11	3	10
Zanjan .....	6	4	2	0
Semnan.....	7	6	0	1
Sistan&Baluchestan .....	3	2	0	1
Fars .....	2	0	0	2
Qazvin .....	4	0	1	3
Qom .....	8	6	0	2
Kordestan .....	8	7	1	0
Kerman .....	11	5	2	4
Kermanshah .....	6	3	1	2
Kohgiluyeh&Boyerahmad .....	4	1	1	2
Golestan .....	11	8	1	2
Gilan.....	7	2	3	2
Lorestan.....	3	2	0	1
Mazandaran.....	16	10	1	5
Markazi .....	18	7	1	10
Hormozgan.....	4	0	0	4
Hamedan .....	2	1	1	0
Yazd .....	3	1	1	1

1. Difference between the total and sum of parts relates to manufacturing establishment with 10-49 workers whose data were collected as sampling and generalized across the country and non-response data are imputed.

Source: Statistical Centre of Iran.

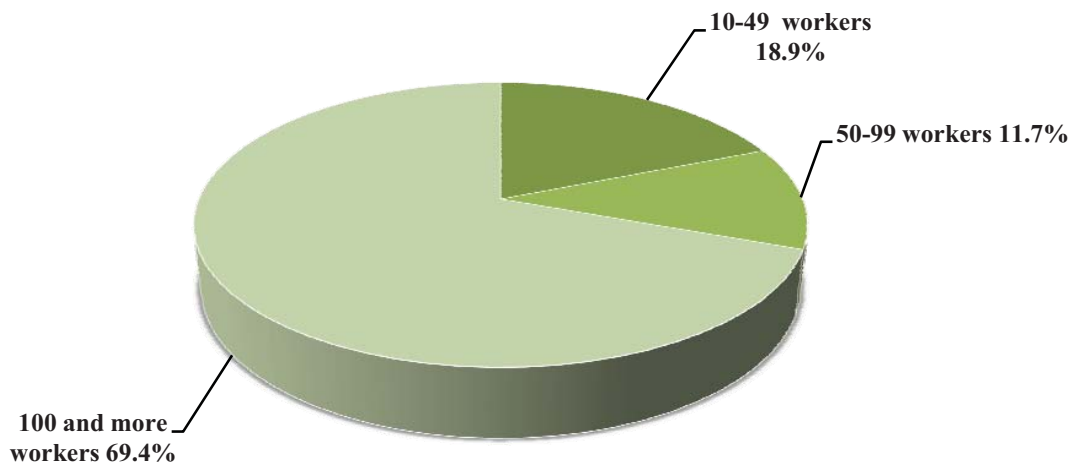
**7. 8. NUMBER OF WORKERS IN MANUFACTURING ESTABLISHMENTS WITH 10 OR MORE WORKERS BY PAID AND UNPAID WORKERS<sup>(1)</sup>**

Year and size of establishments	Total workers	Wage and salary earners			Unpaid workers		
		Both sexes	Male	Female	Both sexes	Male	Female
1375 <sup>(2)</sup> .....	1611279	1209517	1142072	67445	401762	376290	25472
1380.....	921106	913255	845334	67921	7851	7557	294
1385.....	1071383	1060587	961222	99365	10796	10481	315
1386 <sup>(3)</sup> .....	1214237	1203904	1082492	121412	10333	10001	332
1387 <sup>(3)</sup> .....	1261298	1252023	1126007	126016	9275	8902	373
1388 <sup>(3)</sup> .....	1251489	1242753	1115329	127424	8735	8279	456
1389 <sup>(3)</sup> .....	1248649	1240380	1115096	125284	8269	8026	243
<b>1390.....</b>	<b>1242983</b>	<b>1235796</b>	<b>1111092</b>	<b>124704</b>	<b>7187</b>	<b>6955</b>	<b>232</b>
10-49 workers.....	235239	229026	201441	27585	6213	6039	174
50-99 workers .....	145771	145137	125142	19995	634	613	21
100 and more workers.....	861973	861633	784509	77124	340	303	37

1. Difference between the total and sum of parts is due to the fact that data were collected as sampling and generalized across the country and non-response data are imputed.
2. Including establishments with 1 to 9 workers.
3. Revised figures.

Source: Statistical Centre of Iran.

**7.4 .DISTRIBUTION OF NATIONAL WORKERS OF THE MANUFACTURING ESTABLISHMENTS WITH 10 AND MORE WORKERS BY SIZE, THE YEAR 1390**



For data see Table 7.8.

**7. 9. NUMBER OF WORKERS IN MANUFACTURING ESTABLISHMENTS WITH 10 OR MORE WORKERS BY TYPE OF INDUSTRY AND SIZE<sup>(1)</sup>, THE YEAR 1390**

Industry	Total	10-49 workers	50-99 workers	100 and more workers
<b>Total .....</b>	<b>1242983</b>	<b>235239</b>	<b>145771</b>	<b>861973</b>
Manufacture of food products and beverages .....	187723	45596	28128	114000
Manufacture of tobacco products .....	7419	0	0	7419
Manufacture of textiles .....	79300	17139	11278	50883
Manufacture of wearing apparel; dressing and dyeing of fur .....	7366	2083	855	4428
Tanning and dressing of leather; manufacture of luggage, handbags, saddlery, harness, and footwear...	7422	2290	1718	3414
Manufacture of wood and products of wood and cork, except furniture; manufacture of articles of straw and plaiting materials .....	6826	1537	1210	4079
Manufacture of paper and paper products .....	19706	5340	2678	11689
Publishing, printing and reproduction of recorded media .....	11395	3703	1329	6363
Manufacture of coke, refined petroleum products and nuclear fuel .....	25461	1625	1349	22487
Manufacture of chemicals and chemical products .....	117050	13438	9725	93886
Manufacture of rubber and plastic products .....	60618	17949	9742	32927
Manufacture of other non-metallic mineral products	170880	55851	17742	97287
Manufacture of basic metals .....	122532	8044	7805	106684
Manufacture of fabricated metal products, except machinery and equipment .....	75688	18165	13592	43932
Manufacture of machinery and equipment n.e.c. ....	80134	14690	13375	52069
Manufacture of office, accounting and computing machinery .....	5478	510	380	4588
Manufacture of electrical machinery and apparatus n.e.c. ....	52517	6214	6231	40072
Manufacture of radio, television and communication equipment and apparatus .....	6864	796	1451	4617
Manufacture of medical, precision and optical instruments, watches and clocks .....	13017	2233	2212	8572
Manufacture of motor vehicles, trailers and semi-trailers .....	147812	8512	8916	130384
Manufacture of other transport equipment .....	17022	2167	1744	13111
Manufacture of furniture; manufacturing n.e.c. ....	20343	7161	4208	8974
Recycling .....	411	197	104	110

1. Difference between the total and sum of parts is due to the fact that data are collected as sampling and Generalized across the country and non-response data are imputed.

Source: Statistical Centre of Iran.

**7. 10. NUMBER OF WORKERS IN MANUFACTURING ESTABLISHMENTS WITH 10 OR MORE WORKERS BY OSTAN AND SIZE, THE YEAR 1390 <sup>(1)</sup>**

Ostan	Total	10-49 workers	50-99 workers	100 and more workers
<b>Total country</b> .....	<b>1242983</b>	<b>235239</b>	<b>145771</b>	<b>861973</b>
East Azarbayejan.....	60742	11820	7196	41726
West Azarbayejan .....	17069	5890	2574	8605
Ardebil .....	7678	3256	1108	3314
Esfahan .....	152956	29434	18743	104779
Alborz .....	67661	9077	10870	47714
Ilam .....	1700	915	264	520
Bushehr .....	17021	1427	1393	14201
Tehran .....	275355	39139	26117	210100
Chaharmahal&Bakhtiari .....	9607	3764	1203	4640
South Khorasan .....	5993	1731	602	3661
Khorasan-e-Razavi.....	84409	16170	12074	56165
North Khorasan .....	7199	1311	313	5575
Khuzestan .....	74228	5510	3313	65404
Zanjan .....	23992	2817	2236	18939
Semnan.....	30436	13337	4962	12136
Sistan&Baluchestan .....	3779	1902	404	1472
Fars .....	42937	9974	4518	28445
Qazvin .....	66744	9917	6614	50213
Qom .....	22729	8497	3685	10547
Kordestan .....	4868	2328	521	2020
Kerman .....	20392	1829	1544	17019
Kermanshah .....	13285	3737	1769	7780
Kohgiluyeh&Boyerahmad .....	2506	818	315	1373
Golestan .....	14241	6046	2790	5405
Gilan.....	33012	7823	5877	19311
Lorestan.....	9840	3233	906	5701
Mazandaran.....	44642	10815	7397	26429
Markazi .....	61253	7844	8619	44791
Hormozgan.....	13240	2914	759	9567
Hamedan .....	16391	6647	2840	6904
Yazd .....	37079	5317	4245	27517

1 . Difference between the total and sum of parts is due to the fact that data are collected as sampling and generalized across the country and non-response data are imputed .

Source: Statistical Centre of Iran.

**7. 11. COMPENSATION OF WAGE AND SALARY EARNERS IN MANUFACTURING ESTABLISHMENTS WITH 10 AND MORE WORKERS BY SEX (mln rials)**

Year and size of establishments	Both sexes		
	Total	Wages and salaries	Other payments
1375 <sup>(1)</sup> .....	8572672	4835414	3737258
1380.....	20603571	11115613	9487958
1385 .....	56059937	30594745	25465191
1386 <sup>(2)</sup> .....	74674036	41179420	33494616
1387 <sup>(2)</sup> .....	91553784	52507185	39046599
1388 <sup>(2)</sup> .....	105640163	60327699	45312464
1389 <sup>(2)</sup> .....	119143664	73141475	46002189
<b>1390.....</b>	<b>142555622</b>	<b>85838966</b>	<b>56716656</b>
10-49 workers ...	15869314	11796289	4073025
50-99 workers .....	11037904	7871639	3166265
100 and more workers.....	115648403	66171038	49477365

Year and size of establishments	Male			Female		
	Total	Wages and salaries	Other payments	Total	Wages and salaries	Other payments
1375 <sup>(1)</sup> .....	8195940	4605521	3590419	376732	229893	146839
1380.....	19505178	10440534	9064644	1098393	675079	423314
1385 .....	52273095	28179940	24093155	3786841	2414805	1372036
1386 <sup>(2)</sup> .....	69253422	37721598	31531824	5420614	3457822	1962791
1387 <sup>(2)</sup> .....	84664694	48156107	36508587	6889090	4351078	2538012
1388 <sup>(2)</sup> .....	97469652	55036949	42432703	8170511	5290750	2879762
1389 <sup>(2)</sup> .....	110032858	67065645	42967213	9110806	6075830	3034976
<b>1390.....</b>	<b>131773548</b>	<b>78811401</b>	<b>52962147</b>	<b>10782074</b>	<b>7027565</b>	<b>3754508</b>
10-49 workers .....	14236918	10533063	3703855	1632396	1263226	369170
50-99 workers .....	9696911	6904191	2792719	1340994	967448	373546
100 and more workers.....	107839719	61374147	46465573	7808684	4796891	3011793

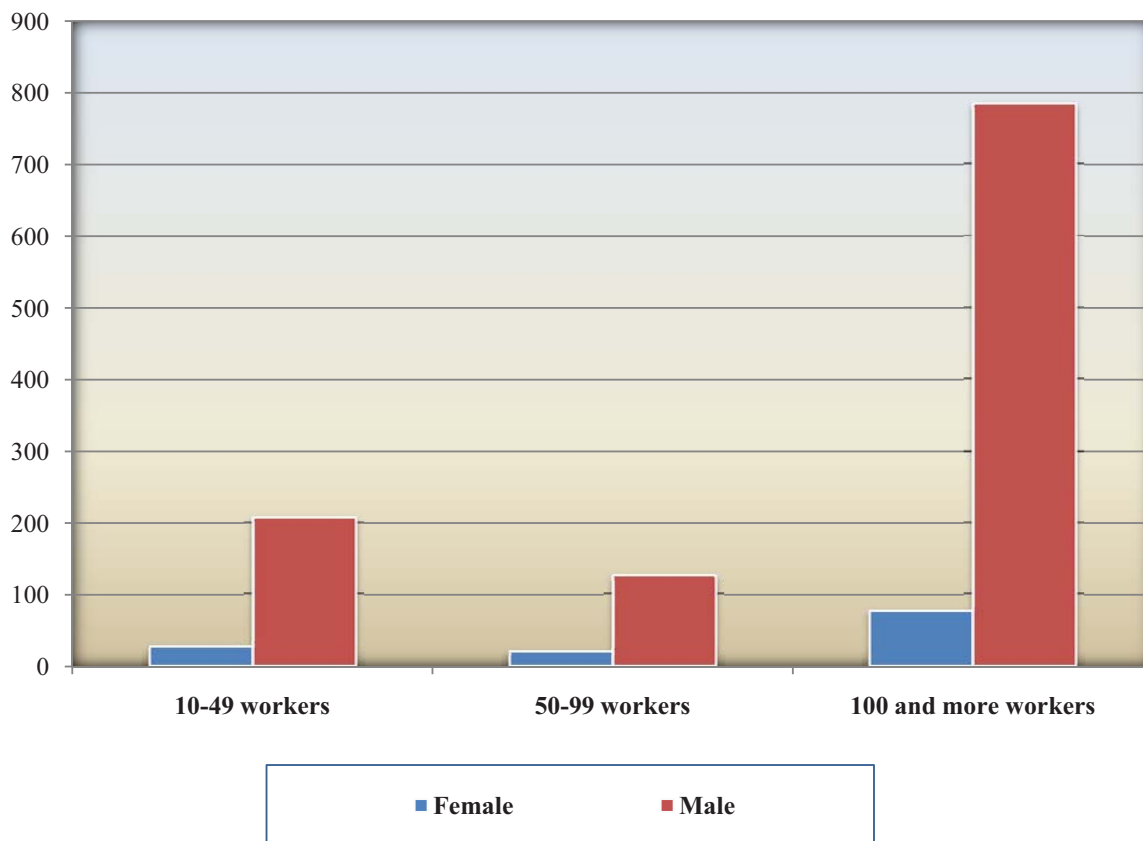
1. Including establishments with 1 to 9 workers.

2. Revised figures.

Source: Statistical Centre of Iran.

**7.5. WORKERS OF MANUFACTURING ESTABLISHMENTS WITH 10 AND MORE WORKERS BY SEX, THE YEAR 1390**

1000 persons



For data see Table 7.8.

**7. 12. COMPENSATION OF WAGE AND SALARY EARNERS IN MANUFACTURING ESTABLISHMENTS WITH 10 OR MORE WORKERS BY TYPE OF INDUSTRY AND SIZE, THE YEAR 1390**  
(mln rials)

Industry	Total	10-49 workers	50-99 workers	100 and more workers
<b>Total</b> .....	<b>142555622</b>	<b>15869314</b>	<b>11037904</b>	<b>115648403</b>
Manufacture of food products and beverages .....	16461683	2818869	1971084	11671730
Manufacture of tobacco products .....	1624307	0	0	1624307
Manufacture of textiles .....	5884974	1096848	793305	3994821
Manufacture of wearing apparel; dressing and dyeing of fur .....	475187	116482	58819	299885
Tanning and dressing of leather; manufacture of luggage, handbags, saddlery, harness, and footwear .....	488248	137946	129039	221264
Manufacture of wood and products of wood and cork, except furniture; manufacture of articles of straw and plaiting materials .....	590529	92913	92619	404997
Manufacture of paper and paper products .....	1810788	346856	196033	1267899
Publishing, printing and reproduction of recorded media .....	1002344	244707	113807	643830
Manufacture of coke, refined petroleum products and nuclear fuel .....	5478356	110091	144147	5224118
Manufacture of chemicals and chemical products ....	19413449	949831	854402	17609216
Manufacture of rubber and plastic products .....	4937889	1163756	722256	3051877
Manufacture of other non-metallic mineral products .....	15640762	3732688	1297417	10610657
Manufacture of basic metals .....	19776498	539393	609933	18627172
Manufacture of fabricated metal products, except machinery and equipment .....	7465008	1587462	1062858	4814688
Manufacture of machinery and equipment n.e.c. ....	7423404	991561	1013684	5418159
Manufacture of office, accounting and computing machinery .....	656003	46049	28107	581848
Manufacture of electrical machinery and apparatus n.e.c. ....	5155339	428448	488120	4238771
Manufacture of radio, television and communication equipment and apparatus .....	506608	58926	116109	331573
Manufacture of medical, precision and optical instruments, watches and clocks .....	1053352	168543	165873	718936
Manufacture of motor vehicles, trailers and semi-trailers .....	23122184	623249	706978	21791956
Manufacture of other transport equipment .....	1982140	144861	135083	1702195
Manufacture of furniture; manufacturing n.e.c. ....	1580318	460057	334632	785629
Recycling .....	26253	9778	3599	12876

Source: Statistical Centre of Iran.



**7.13. INVESTMENT (CHANGES IN CAPITAL GOODS) IN MANUFACTURING  
ESTABLISHMENTS WITH 10 OR MORE WORKERS BY TYPE OF CAPITAL GOODS  
AND SIZE** (mln rials)

Year and size of establishments	Total	Machinery and ...	Office equipment	Vehicles
1375 <sup>(1)</sup> .....	6729816	4763211	197923	288151
1380.....	7788901	5238956	391673	396065
1385.....	39367834	19877162	820981	900691
1386 <sup>(2)</sup> .....	75711669	39096680	1856356	1058543
1387 <sup>(2)</sup> .....	85207606	49749551	1521281	1458924
1388 <sup>(2)</sup> .....	71868915	40030853	1462759	1245421
1389 <sup>(2)</sup> .....	81567852	51687017	2103413	1366076
<b>1390.....</b>	<b>68341978</b>	<b>25337621</b>	<b>2758208</b>	<b>1688859</b>
10-49 workers .....	5367673	3523968	113300	195133
50-99 .....	5048246	2910683	111269	101147
100 and more workers .....	57926059	18902971	2533639	1392579

Year and size of establishments	Building (without land)	Land	Software
1375 <sup>(1)</sup> .....	1296131	184399	0
1380 .....	1453493	195403	113310
1385.....	16800907	839623	128470
1386 <sup>(2)</sup> .....	31624488	1943669	131934
1387 <sup>(2)</sup> .....	29879397	2398508	199946
1388 <sup>(2)</sup> .....	26626856	2256479	246547
1389 <sup>(2)</sup> .....	22037512	4160814	213020
<b>1390.....</b>	<b>25218510</b>	<b>12770679</b>	<b>568100</b>
10-49 workers .....	1160571	356432	18267
50-99 workers .....	1122316	788220	14612
100 and more workers .....	22935623	11626027	535221

1. Including establishments with 1 to 9 workers.

2. Revised figures.

Source: Statistical Centre of Iran.

**7. 14. INVESTMENT (CHANGES IN CAPITAL GOODS) IN MANUFACTURING ESTABLISHMENTS WITH 10 OR MORE WORKERS BY TYPE OF INDUSTRY AND SIZE, THE YEAR 1390**  
(mln rials)

Industry	Total	10-49 workers	50-99 workers	100 and more workers
<b>Total.....</b>	<b>68341978</b>	<b>5367673</b>	<b>5048246</b>	<b>57926059</b>
Manufacture of food products and beverages .....	6102433	1165026	690537	4246870
Manufacture of tobacco products .....	7132579	0	0	7132579
Manufacture of textiles .....	2642170	375692	1140700	1125778
Manufacture of wearing apparel; dressing and dyeing of fur .....	76575	8534	3075	64966
Tanning and dressing of leather; manufacture of luggage, handbags, saddlery, harness, and footwear .....	42150	21725	4611	15815
Manufacture of wood and products of wood and cork, except furniture; manufacture of articles of straw and plaiting materials .....	697421	9603	10994	676825
Manufacture of paper and paper products .....	416389	105937	75397	235054
Publishing, printing and reproduction of recorded media .....	298297	55847	115854	126596
Manufacture of coke, refined petroleum products and nuclear fuel .....	12631741	40152	27480	12564109
Manufacture of chemicals and chemical products	12667945	560294	325543	11782108
Manufacture of rubber and plastic products .....	2101119	344119	652658	1104341
Manufacture of other non-metallic mineral products.....	8867544	1357371	718699	6791474
Manufacture of basic metals .....	3491180	242956	347600	2900624
Manufacture of fabricated metal products, except machinery and equipment .....	2697066	331023	249610	2116433
Manufacture of machinery and equipment n.e.c.	2214142	234308	140949	1838885
Manufacture of office, accounting and computing machinery .....	227943	75043	1992	150908
Manufacture of electrical machinery and apparatus n.e.c. ....	1250211	88428	311582	850201
Manufacture of radio, television and communication equipment and apparatus .....	168588	6730	32438	129420
Manufacture of medical, precision and optical instruments, watches and clocks .....	405780	11058	35358	359364
Manufacture of motor vehicles, trailers and semi-trailers .....	2269698	114489	83339	2071870
Manufacture of other transport equipment .....	1389745	15415	16817	1357513
Manufacture of furniture; manufacturing n.e.c. ....	537696	202721	62713	272262
Recycling .....	13567	1203	300	12064

Source: Statistical Centre of Iran.

**7. 15. VALUE OF INVENTORIES IN MANUFACTURING ESTABLISHMENTS WITH 10 OR MORE WORKERS BY SIZE, THE YEAR 1390**  
(mln rials)

Size of establishments	Beginning of the year				
	Total	Finished goods	Goods for resale without any changes	Work-in-progress	Primary materials, instruments,...
<b>Total .....</b>	<b>326743745</b>	<b>105807953</b>	<b>41835175</b>	<b>4624176</b>	<b>174476441</b>
10-49 workers .....	20513002	6696123	1801357	687368	11328155
50-99 workers .....	23483380	7642337	1770698	321403	13748942
100 and more workers .....	282747363	91469493	38263121	3615405	149399344
Size of establishments	End of the year				
	Total	Finished goods	Goods for resale without any changes	Work-in-progress	Primary materials, instruments, ..
<b>Total .....</b>	<b>409699085</b>	<b>128973945</b>	<b>52241918</b>	<b>4713745</b>	<b>223769477</b>
10-49 workers .....	28811048	11619259	2194433	594668	14402688
50-99 workers .....	36599416	9601695	2154223	331660	24511837
100 and more workers .....	344288621	107752991	47893262	3787417	184854952

Source: Statistical Centre of Iran.

**7. 16. INPUTS VALUE RESULTED FROM MANUFACTURING ACTIVITIES OF MANUFACTURING ESTABLISHMENTS WITH 10 OR MORE WORKERS BY TYPE OF INDUSTRY AND SIZE**  
(mln rials)

Year and industry	Total	10-49 workers	50-99 workers	100 and more workers
1375 <sup>(1)</sup> .....	48344019	6391876	3083947	29530894
1380.....	117414672	12694916	7385402	97334354
1385.....	445633735	47115744	30499904	368018088
1386 <sup>(2)</sup> .....	627815510	65166855	41831115	520817540
1387 <sup>(2)</sup> .....	772766104	68098308	46790304	657877493
1388 <sup>(2)</sup> .....	1181268939	69852636	53897854	1057518449
1389 <sup>(2)</sup> .....	1458182318	90517418	66355087	1301309814
<b>1390.....</b>	<b>1927631663</b>	<b>112440303</b>	<b>85814452</b>	<b>1729376907</b>
Manufacture of food products and beverages .....	156282384	38228308	24509922	93544154
Manufacture of tobacco products .....	1775762	0	0	1775762
Manufacture of textiles .....	28520152	5689295	4696371	18134486
Manufacture of wearing apparel; dressing and dyeing of fur .....	2190500	767268	739441	683790
Tanning and dressing of leather; manufacture of luggage, handbags, saddlery, harness, and footwear....	2551020	1055185	677168	818667
Manufacture of wood and of products of wood and cork, except furniture; manufacture of articles of straw and plaiting materials .....	4939955	602177	502164	3835615
Manufacture of paper and paper products .....	8576323	1596783	1058114	5921427
Publishing, printing and reproduction of recorded media .....	2880953	993605	362104	1525244
Manufacture of coke, refined petroleum products and nuclear fuel .....	795556672	2289550	5052299	788214823
Manufacture of chemicals and chemical products .....	240496805	9039570	6865958	224591277
Manufacture of rubber and plastic products .....	33634762	8493460	6090483	19050819
Manufacture of other non-metallic mineral products...	55086389	13401645	4850995	36833749
Manufacture of basic metals .....	210250054	7385854	8984684	193879516
Manufacture of fabricated metal products, except machinery and equipment .....	32840455	9079671	4496258	19264526
Manufacture of machinery and equipment n.e.c. ....	37531883	3307733	4853723	29370427
Manufacture of office, accounting and computing machinery .....	3437000	469768	135186	2832046
Manufacture of electrical machinery and apparatus n.e.c. ....	34073791	2505594	3101409	28466789
Manufacture of radio, television and communication equipment and apparatus .....	2779755	185154	1024187	1570413
Manufacture of medical, precision and optical instruments, watches and clocks .....	5948832	616657	694841	4637334
Manufacture of motor vehicles, trailers and semi-trailers .....	250110669	2927161	4865051	242318457
Manufacture of other transport equipment .....	12077082	1688854	1241644	9146584
Manufacture of furniture; manufacturing n.e.c. ....	6020480	2076005	998151	2946324
Recycling .....	69987	41006	14300	14681

1. Difference between the total and sum of parts is due to the manufacturing establishments with 1 to 9 workers whose data are included in the total.

2. Revised figures.

Source: Statistical Centre of Iran.

**7. 17. OUTPUTS VALUE RESULTED FROM MANUFACTURING ACTIVITIES OF  
MANUFACTURING ESTABLISHMENTS WITH 10 OR MORE WORKERS BY TYPE  
OF INDUSTRY AND SIZE**  
(mln rials)

Year and industry	Total	10-49 workers	50-99 workers	100 and more workers
1375 <sup>(1)</sup> .....	82995974	9940992	4564494	52576042
1380.....	204090236	19958245	11504884	172627108
1385.....	715033120	70622170	44644532	599766418
1386 <sup>(2)</sup> .....	975818465	97932261	59988489	817897715
1387 <sup>(2)</sup> .....	1181066380	102957906	68409590	1009698883
1388 <sup>(2)</sup> .....	1602030730	104946450	77997696	1419086585
1389 <sup>(2)</sup> .....	1952812264	130918293	94875780	1727018191
<b>1390.....</b>	<b>2551964097</b>	<b>166919947</b>	<b>123536025</b>	<b>2261508123</b>
Manufacture of food products and beverages .....	216495753	51047020	32778581	132670152
Manufacture of tobacco products .....	3989648	0	0	3989648
Manufacture of textiles .....	43616565	9081690	6895936	27638938
Manufacture of wearing apparel; dressing and dyeing of fur .....	3527438	1093699	962073	1471666
Tanning and dressing of leather; manufacture of luggage, handbags, saddlery, harness, and footwear .....	3975311	1431487	1359778	1184046
Manufacture of wood and of products of wood and cork, except furniture; manufacture of articles of straw and plaiting materials .....	6884493	934221	676742	5273531
Manufacture of paper and paper products.....	12147896	2392430	1542279	8213187
Publishing, printing and reproduction of recorded media .....	5525349	1666920	568078	3290351
Manufacture of coke, refined petroleum products and nuclear fuel .....	857092219	2842427	7242536	847007256
Manufacture of chemicals and chemical products	383159356	13270292	9753232	360135831
Manufacture of rubber and plastic products.....	50222869	12750044	8912450	28560374
Manufacture of other non-metallic mineral products .....	115272313	24765397	8747579	81759337
Manufacture of basic metals .....	310302962	10230471	11173846	288898646
Manufacture of fabricated metal products, except machinery and equipment .....	52127517	13215935	6954072	31957509
Manufacture of machinery and equipment n.e.c. ..	58503400	5811100	8001520	44690780
Manufacture of office, accounting and computing machinery .....	5214706	957566	213693	4043448
Manufacture of electrical machinery and apparatus n.e.c. ....	52228848	3831086	4766848	43630914
Manufacture of radio, television and communication equipment and apparatus.....	4592339	304582	1188639	3099118
Manufacture of medical, precision and optical instruments, watches and clocks .....	9254037	1033391	1079942	7140704
Manufacture of motor vehicles, trailers and semi-trailers .....	331512232	4607790	7120482	319783960
Manufacture of other transport equipment.....	16180560	2292450	1633650	12254460
Manufacture of furniture; manufacturing n.e.c. ....	10026030	3294989	1936817	4794225
Recycling .....	112256	64960	27253	20043

1. Difference between the total and sum of parts is due to the manufacturing establishments with 1 to 9 workers whose data are included in the total.

2. Revised figures.

Source: Statistical Centre of Iran.

**7. 18. VALUE ADDED RESULTED FROM MANUFACTURING ACTIVITIES OF MANUFACTURING ESTABLISHMENTS WITH 10 OR MORE WORKERS BY TYPE OF INDUSTRY AND SIZE**  
(mlnrials)

Year and industry	Total	10-49 workers	50-99 workers	100 and more workers
1375 <sup>(1)</sup> .....	34651959	3549115	1480547	23045148
1380.....	86675563	7263328	4119481	75292754
1385.....	269399385	23506426	14144628	231748330
1386 <sup>(2)</sup> .....	348002955	32765406	18157374	297080175
1387 <sup>(2)</sup> .....	408300275	34859599	21619286	351821390
1388 <sup>(2)</sup> .....	420761791	35093814	24099842	361568136
1389 <sup>(2)</sup> .....	494629946	40400875	28520694	425708377
<b>1390.....</b>	<b>624332432</b>	<b>54479644</b>	<b>37721573</b>	<b>532131216</b>
Manufacture of food products and beverages .....	60213369	12818712	8268659	39125998
Manufacture of tobacco products .....	2213886	0	0	2213886
Manufacture of textiles .....	15096413	3392395	2199565	9504453
Manufacture of wearing apparel; dressing and dyeing of fur .....	1336938	326431	222631	787876
Tanning and dressing of leather; manufacture of luggage, handbags, saddlery, harness, and footwear .....	1424291	376302	682610	365379
Manufacture of wood and of products of wood and cork, except furniture; manufacture of articles of straw and plaiting materials .....	1944538	332044	174578	1437916
Manufacture of paper and paper products.....	3571572	795647	484165	2291760
Publishing, printing and reproduction of recorded media .....	2644396	673315	205973	1765108
Manufacture of coke, refined petroleum products and nuclear fuel .....	61535547	552877	2190237	58792433
Manufacture of chemicals and chemical products	142662551	4230722	2887275	135544555
Manufacture of rubber and plastic products.....	16588107	4256584	2821967	9509556
Manufacture of other non-metallic mineral products .....	60185924	11363752	3896584	44925588
Manufacture of basic metals .....	100052908	2844617	2189162	95019129
Manufacture of fabricated metal products, except machinery and equipment .....	19287062	4136265	2457814	12692983
Manufacture of machinery and equipment n.e.c. .	20971517	2503367	3147798	15320353
Manufacture of office, accounting and computing machinery .....	1777707	487798	78507	1211402
Manufacture of electrical machinery and apparatus n.e.c. ....	18155057	1325492	1665440	15164125
Manufacture of radio, television and communication equipment and apparatus .....	1812585	119427	164453	1528705
Manufacture of medical, precision and optical instruments, watches and clocks .....	3305205	416735	385100	2503370
Manufacture of motor vehicles, trailers and semi-trailers .....	81401563	1680629	2255431	77465503
Manufacture of other transport equipment.....	4103478	603596	392006	3107876
Manufacture of furniture; manufacturing n.e.c. ...	4005550	1218983	938666	1847901
Recycling .....	42268	23954	12952	5362

1. Difference between the total and sum of parts is due to the manufacturing establishments with 1 to 9 workers whose data are included in the total.

2. Revised figures.

Source: Statistical Centre of Iran.

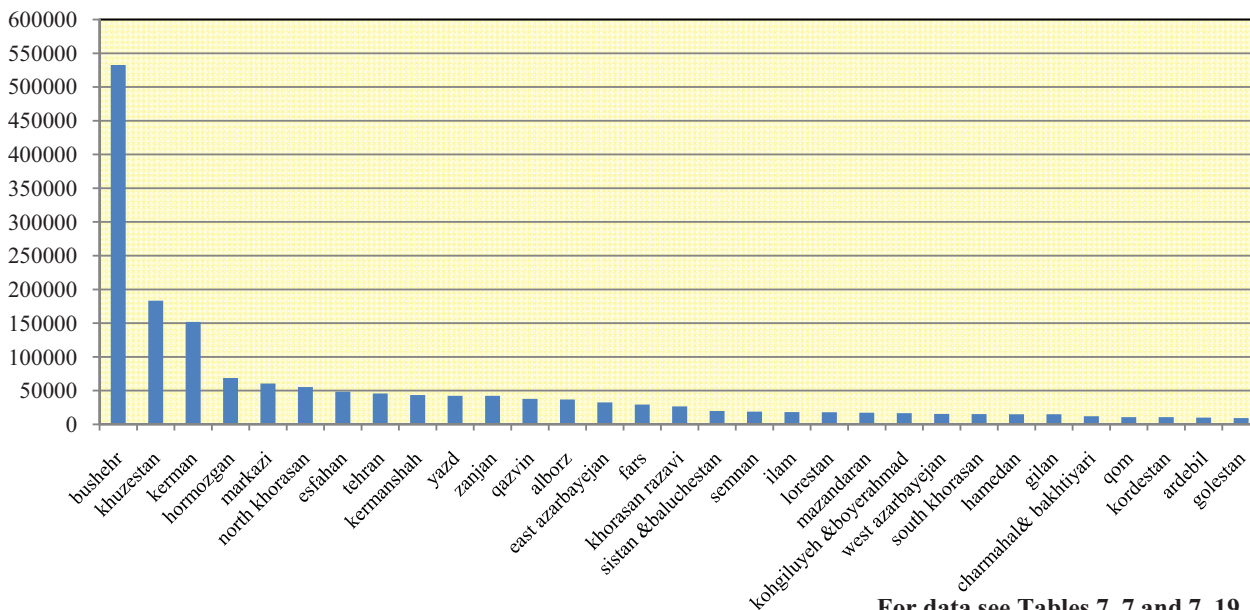
**7. 19. VALUE ADDED RESULTED FROM MANUFACTURING ACTIVITIES OF MANUFACTURING ESTABLISHMENTS WITH 10 OR MORE WORKERS BY OSTAN AND SIZE, THE YEAR 1390**  
(mln rials)

Ostan	Total	10-49 workers	50-99 workers	100 and more workers
<b>Total country</b> .....	<b>624332432</b>	<b>54479644</b>	<b>37721573</b>	<b>532131216</b>
East Azarbayejan.....	23843667	3326388	1485259	19032020
West Azarbayejan .....	4969549	1235941	583792	3149816
Ardebil .....	1867358	710787	238756	917816
Esfahan .....	88813454	7501238	3597938	77714279
Alborz .....	24022111	2570537	3507364	17944210
Ilam .....	868093	411401	72593	384099
Bushehr .....	55399656	338489	909599	54151568
Tehran .....	118229715	6993113	6174761	105061842
Chaharmahal & Bakhtiyari .....	2976391	945165	443990	1587236
South Khorasan.....	1567828	372386	246093	949350
Khorasan-e-Razavi.....	26898667	2861374	2274291	21763003
North Khorasan.....	4425520	139847	51530	4234143
Khuzestan .....	74211415	1043150	852220	72316045
Zanjan .....	8884234	782007	493443	7608784
Semnan.....	9686137	4053546	1461995	4170597
Sistan & Baluchestan .....	1852958	750782	102107	1000068
Fars .....	18339761	1919379	2852827	13567555
Qazvin .....	25253930	1924351	1800672	21528907
Qom .....	5384867	1697123	881819	2805925
Kordestan .....	1345719	370866	96787	878066
Kerman .....	20799808	825681	481882	19492245
Kermanshah .....	10113161	1842452	580410	7690299
Kohgiluyeh&Boyerahmad .....	850872	315248	78975	456648
Golestan .....	3357661	1069594	441310	1846757
Gilan.....	8006349	1103856	1285272	5617221
Lorestan.....	3352829	542360	181339	2629131
Mazandaran.....	11963593	2329798	1313085	8320710
Markazi .....	32790175	2059432	2216411	28514332
Hormozgan.....	12260834	1588941	1516817	9155076
Hamedan .....	5768985	1632754	612209	3524022
Yazd .....	16227136	1221658	886028	14119450

Source: Statistical Centre of Iran.

### 7. 6. PRODUCTIVITY OF MANUFACTURING ESTABLISHMENTS WITH 10 OR MORE WORKERS BY OSTAN, 1390

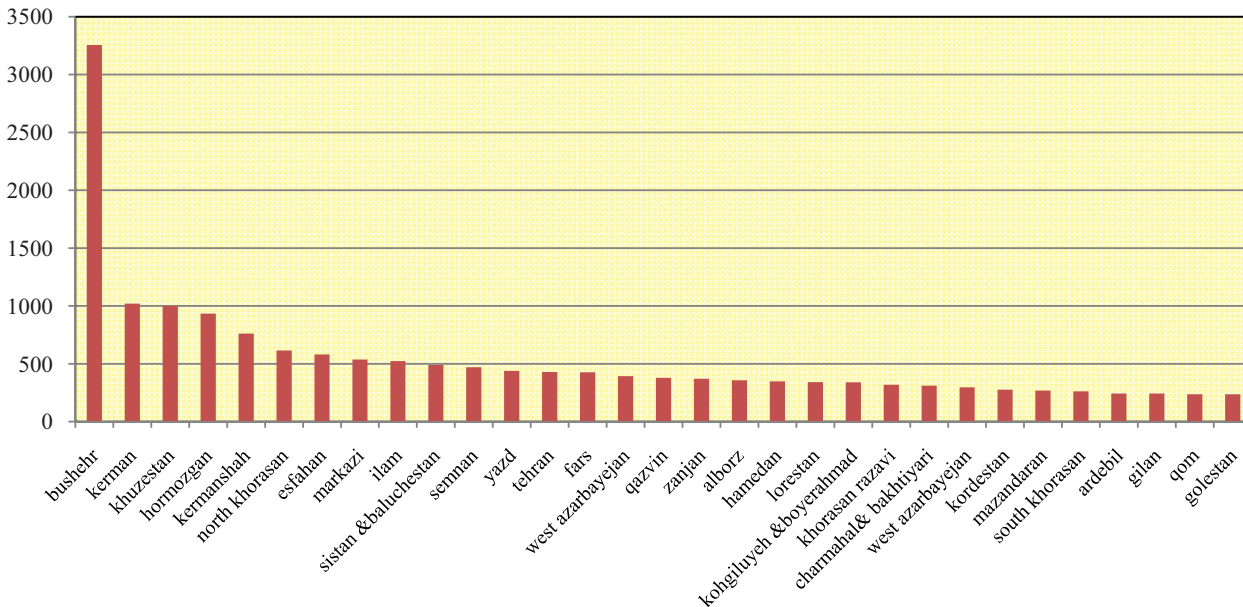
Million rials



For data see Tables 7. 7 and 7. 19

### 7. 7. PRODUCTIVITY OF EMPLOYED PERSONS IN MANUFACTURING ESTABLISHMENTS WITH 10 OR MORE WORKERS BY OSTAN, 1390

Million rials



For data see Tables 7.10 and 7. 19



**7. 20. CHARGES AND INDIRECT TAXES PAID BY MANUFACTURING ESTABLISHMENTS WITH 10 OR MORE WORKERS BY TYPE OF INDUSTRY AND SIZE (mlnrials)**

Year and industry	Total	10-49 workers	50-99 workers	100 and more workers
1375 <sup>(1)</sup> .....	355023	45028	17822	268116
1380.....	3572278	103338	77153	3391787
1385.....	4535570	250666	113564	4171340
1386 <sup>(2)</sup> .....	6996674	276640	145508	6574525
1387 <sup>(2)</sup> .....	7618750	315918	202128	7100704
1388 <sup>(2)</sup> .....	8501981	364780	327333	7809868
1389 <sup>(2)</sup> .....	10849436	453121	343305	10053009
<b>1390.....</b>	<b>27856160</b>	<b>1123198</b>	<b>989622</b>	<b>25743340</b>
Manufacture of food products and beverages .....	1214146	154730	156234	903181
Manufacture of tobacco products .....	720	0	0	720
Manufacture of textiles .....	452101	73032	55067	324002
Manufacture of wearing apparel; dressing and dyeing of fur .....	15693	2630	3172	9892
Tanning and dressing of leather; manufacture of luggage, handbags, saddlery, harness, and footwear..	13937	2562	675	10700
Manufacture of wood and of products of wood and cork, except furniture; manufacture of articles of straw and plaiting materials .....	113017	5064	2988	104965
Manufacture of paper and paper products .....	86401	18102	11450	56850
Publishing, printing and reproduction of recorded media .....	26457	8979	2353	15125
Manufacture of coke, refined petroleum products and nuclear fuel .....	10398142	13559	121598	10262985
Manufacture of chemicals and chemical products .....	1382896	133253	87075	1162569
Manufacture of rubber and plastic products .....	343505	115923	50278	177303
Manufacture of other non-metallic mineral products.	1130956	194695	75740	860521
Manufacture of basic metals .....	2368604	62022	99566	2207015
Manufacture of fabricated metal products, except machinery and equipment .....	482243	117274	75193	289775
Manufacture of machinery and equipment n.e.c. ....	483415	78675	65392	339349
Manufacture of office, accounting and computing machinery .....	44487	17312	4022	23153
Manufacture of electrical machinery and apparatus n.e.c. ....	343436	21419	37004	285013
Manufacture of radio, television and communication equipment and apparatus .....	47477	4349	6658	36470
Manufacture of medical, precision and optical instruments, watches and clocks .....	50180	7646	5424	37111
Manufacture of motor vehicles, trailers and semi-trailers .....	8682677	49047	108215	8525415
Manufacture of other transport equipment .....	85827	19713	7655	58459
Manufacture of furniture; manufacturing n.e.c.....	89604	22993	13844	52768
Recycling ....	237	219	18	0

1. Difference between the total and sum of parts is due to the manufacturing establishments with 1 to 9 workers whose data are included in the total.

2. Revised figures.

Source: Statistical Centre of Iran.

**7. 21. PAYMENTS AND RECEIPTS OF MANUFACTURING ESTABLISHMENTS WITH 10 OR MORE WORKERS FOR NON-INDUSTRIAL SERVICES BY TYPE OF INDUSTRY AND SIZE**  
(mln rials)

Year and industry	Payments			
	Total	10-49 workers	50-99 workers	100 and more workers
1375 <sup>(1)</sup> .....	2538283	212896	124976	1910300
1380.....	6170837	504636	376695	5289506
1385.....	25283503	1443561	1257215	22582727
1386 <sup>(2)</sup> .....	31217418	1876724	1386411	27954284
1387 <sup>(2)</sup> .....	37998569	2179543	1653953	34165073
1388 <sup>(2)</sup> .....	45890057	2292877	2023592	41573588
1389 <sup>(2)</sup> .....	57739005	2378947	2412232	52947826
<b>1390.....</b>	<b>68435163</b>	<b>3502665</b>	<b>4642729</b>	<b>60289772</b>
Manufacture of food products and beverages .....	5499557	737653	522945	4238959
Manufacture of tobacco products .....	74778	0	0	74778
Manufacture of textiles .....	720033	138844	103072	478117
Manufacture of wearing apparel; dressing and dyeing of fur .....	157236	22985	4212	130039
Tanning and dressing of leather; manufacture of luggage, handbags, saddlery, harness, and footwear .....	65785	15695	13313	36777
Manufacture of wood and of products of wood and cork, except furniture; manufacture of articles of straw and plaiting materials .....	112713	12089	25764	74860
Manufacture of paper and paper products .....	596598	46131	42080	508387
Publishing, printing and reproduction of recorded media .....	180410	39487	18403	122520
Manufacture of coke, refined petroleum products and nuclear fuel .....	10033199	44774	206248	9782178
Manufacture of chemicals and chemical products ..	17847525	320269	1903765	15623491
Manufacture of rubber and plastic products.....	1648249	436680	225152	986417
Manufacture of other non-metallic mineral products .....	4698800	691219	359055	3648526
Manufacture of basic metals .....	7899427	135961	211829	7551637
Manufacture of fabricated metal products, except machinery and equipment .....	1709246	266027	264170	1179048
Manufacture of machinery and equipment n.e.c. ....	2380963	194967	263561	1922434
Manufacture of office, accounting and computing machinery .....	316163	13569	10293	292300
Manufacture of electrical machinery and apparatus n.e.c. ....	1431948	87596	139511	1204840
Manufacture of radio, television and communication equipment and apparatus .....	149993	15947	27123	106923
Manufacture of medical, precision and optical instruments, watches and clocks .....	251928	32844	45222	173862
Manufacture of motor vehicles, trailers and semi-trailers .....	11876019	118759	148170	11609090
Manufacture of other transport equipment.....	353942	46423	28985	278534
Manufacture of furniture; manufacturing n.e.c. ....	428065	82643	79753	265669
Recycling .....	2586	2100	103	383

**7. 21. PAYMENTS AND RECEIPTS OF MANUFACTURING ESTABLISHMENTS WITH 10 OR MORE WORKERS FOR NON-INDUSTRIAL SERVICES BY TYPE OF INDUSTRY AND SIZE (continued)**  
(mlnrials)

Year and industry	Receipts			
	Total	10-49 workers	50-99 workers	100 and more workers
1375 <sup>(1)</sup> .....	282024	23203	13229	177588
1380.....	334347	31664	19472	283210
1385.....	1912385	173881	92179	1646325
1386 <sup>(2)</sup> .....	1889940	140648	127009	1622282
1387 <sup>(2)</sup> .....	2424612	227336	200576	1996700
1388 <sup>(2)</sup> .....	3817314	230199	568235	3018879
1389 <sup>(2)</sup> .....	4450513	350657	187012	3912844
<b>1390.....</b>	<b>9434069</b>	<b>325883</b>	<b>418676</b>	<b>8689507</b>
Manufacture of food products and beverages .....	278668	51509	33819	193340
Manufacture of tobacco products .....	20369	0	0	20369
Manufacture of textiles .....	47353	4117	4263	38973
Manufacture of wearing apparel; dressing and dyeing of fur .....	815	353	0	462
Tanning and dressing of leather; manufacture of luggage, handbags, saddlery, harness, and footwear .....	936	233	40	663
Manufacture of wood and products of wood and cork, except furniture; manufacture of articles of straw and plaiting materials .....	5043	1210	95	3739
Manufacture of paper and paper products .....	1557	509	258	790
Publishing, printing and reproduction of recorded media .....	740020	3989	27520	708512
Manufacture of coke, refined petroleum products and nuclear fuel .....	282961	3780	270	278911
Manufacture of chemicals and chemical products .....	946909	8089	264365	674455
Manufacture of rubber and plastic products .....	286948	90371	4643	191934
Manufacture of other non-metallic mineral products .....	1193350	105761	11559	1076030
Manufacture of basic metals .....	277486	348	552	276586
Manufacture of fabricated metal products, except machinery and equipment .....	68650	10147	26573	31930
Manufacture of machinery and equipment n.e.c. ....	536446	7456	4976	524014
Manufacture of office, accounting and computing machinery .....	86661	105	1583	84973
Manufacture of electrical machinery and apparatus n.e.c. ....	72967	2670	15115	55182
Manufacture of radio, television and communication equipment and apparatus .....	65026	298	4998	59730
Manufacture of medical, precision and optical instruments, watches and clocks .....	22773	7522	1281	13970
Manufacture of motor vehicles, trailers and semi-trailers .....	4408723	21559	1989	4385175
Manufacture of other transport equipment .....	53233	58	750	52425
Manufacture of furniture; manufacturing n.e.c. ....	36995	5623	14028	17344
Recycling .....	180	180	0	0

1. Difference between the total and sum of parts is due to the manufacturing establishments with 1 to 9 workers whose data are included in the total.

2. Revised figures.

Source: Statistical Centre of Iran.

**7. 22. PRODUCTION OF SELECTED MANUFACTURED GOODS**

Commodity	Unit	1375	1380	1385	1386	1387	1388	1389
Canned fish (tuna, sardines).....	Ton	8088	18180	31049	32084	22629	24045	27503
Pasteurized milk .....	Ton	575429	801395	1777833	1884080	210338	2061815	2036484
Vegetable oil .....	Ton	789344	852353	1439754	1682471	1603676	1789301	1527075
Sugar (lump, granulated).....	1000 ton	637	1113	1319	1843	1626	1409	1846
Non-alcoholic carbonated drinks (except diluted yogurt) .....	Million bottles	3768	4818	4930	4291	4472	3849	3024
Malt liquor .....	Million bottles	443	60	232	462	596	870	1001
Cigarettes .....	Million	11962	13359	27050	17387	22436	26898	22354
Threads .....	Ton	173779	388790	552090	470074	433500	323925	373616
Finished fabrics .....	Million metres	442	551	344	349	336	293	280
Machine-made carpets .....	1000 sq m	20218	51875	41472	46030	59928	75642	77245
Moquette .....	1000 sq m	29994	43014	54508	72874	58568	71995	59609
Blankets .....	1000	4430	8166	7523	9006	8544	6565	5853
Papers .....	Ton	250721	315502	490815	487881	503499	465745	486920
Detergent powders .....	Ton	226845	306249	562027	586758	505408	594247	540839
Soap .....	Ton	70788	75918	68312	72861	72791	57750	82869
Matches .....	Million boxes	2189	2351	1577	1613	2324	1268	1047
Cement .....	1000 ton	16442	24755	32831	41081	45626	49471	57181
Tile and Ceramic .....	1000 sq m	47090	76827	147919	209912	246517	243590	300173
Combines .....	Number	240	346	968	775	807	362	229
Tractors .....	Number	5452	12208	32929	35367	20236	13309	18403
Road construction machinery .....	Number	425	612	3506	1449	4986	2169	3084
Washing machines .....	Number	158956	212664	418167	35367	20236	666756	689952
Switch and socket .....	1000	21527	24559	25787	27572	31820	25754	21323
Radio and radio cassette recorders .....	Number	56262	129256	821439	300966	637206	656087	356019
Colour TV .....	Number	433151	807964	619585	354818	297694	389469	518832
Water meters .....	Number	515412	933741	618258	822688	876536	1610613	556391
Electricity meters .....	Number	763109	906671	562099	689293	1293757	1756540	904236
Passenger cars and jeeps .....	Number	103110	332643	917165	946607	1257760	1441558	1427539
Ambulances .....	Number	422	328	265	836	833	159	494
Trucks and light trucks .....	Number	3316	4303	20130	32566	36867	42254	33624
Buses .....	Number	1177	1643	4111	4223	5056	4443	4154
Minibuses .....	Number	122	3226	1765	3104	3576	3672	3404
Vans .....	Number	16383	46639	155269	160859	248192	174908	194594

*1. Revised figures*

*Source: Statistical Centre of Iran.*

### 7.23. GENERAL CHARACTERISTICS OF MANUFACTURING COOPERATIVES AT THE END OF THE YEAR

Description	Number	Member	Employed	Capital (mlnrrials)
<i>Registered cooperatives <sup>(1)</sup></i>				
1375.....	4369	77232	38829	1061236
1380.....	8764	138339	87105	1932083
1385.....	18329	237158	177488	2716607
1387.....	24593	289730	238771	3074587
1388.....	26380	305209	257885	3227347
1389.....	28999	319213	278073	4384508
1390.....	31662	327743	315094	6172181
<b>1391.....</b>	<b>33540</b>	<b>371213</b>	<b>338309</b>	<b>9234466</b>
<i>Cooperatives under establishment</i>				
1375.....	96	1124	779	20773
1380.....	475	5457	4911	75107
1385.....	3503	38966	36596	415501
1387.....	7134	69999	75129	636250
1388.....	8307	79557	88602	773374
1389.....	5638	50032	54453	358075
1390.....	5824	48676	71936	411966
<b>1391.....</b>	<b>6342</b>	<b>58801</b>	<b>81431</b>	<b>680966</b>
<i>Operating cooperatives</i>				
1375.....	1628	65197	20935	889591
1380.....	3738	66788	46542	1550468
1385.....	8291	116028	88624	1935014
1387.....	10338	133773	106494	2057499
1388.....	10919	139334	111893	2069796
1389.....	12061	140575	121399	3246567
1390.....	12164	153375	120322	4731922
<b>1391.....</b>	<b>11830</b>	<b>141156</b>	<b>113756</b>	<b>7356404</b>

**7. 23. GENERAL CHARACTERISTICS OF MANUFACTURING COOPERATIVES AT THE  
END OF THE YEAR (continued)**

Description	Number	Member	Employed	Capital (mln rials)
East Azarbayejan .....	814	8143	7683	1039536
West Azarbayejan .....	266	2224	2891	119703
Ardebil.....	235	2230	2420	42851
Esfahan.....	296	7335	2469	93307
Alborz .....	227	2218	3260	136008
Ilam .....	203	1640	1349	24930
Bushehr .....	265	2083	3291	558133
Tehran .....	481	7426	7209	106586
Chaharmahal&Bakhtiyari .....	328	2571	2634	112937
South Khorasan.....	208	2101	2187	39956
Khorasan-e-Razavi.....	907	10812	7171	568649
North Khorasan.....	214	1697	1498	49603
Khuzestan .....	412	3818	4860	68253
Zanjan .....	339	2774	3559	103399
Semnan.....	181	2094	2580	44084
Sistan&Baluchestan .....	218	3561	4062	56395
Fars .....	636	9911	4729	197879
Qazvin .....	105	936	1445	2523187
Qom .....	67	697	527	129082
Kordestan .....	180	1594	1611	61861
Kerman .....	593	6278	4478	109959
Kermanshah .....	333	3343	4475	110912
Kohgiluyeh&Boyerahmad .....	142	4192	1412	16954
Golestan .....	835	6302	5359	94683
Gilan.....	449	3845	3205	104630
Lorestan.....	595	5356	5809	110441
Mazandaran.....	681	5840	6577	78560
Markazi .....	272	3417	2430	246449
Hormozgan.....	707	5363	6435	44779
Hamedan .....	209	1539	2145	58634
Yazd .....	432	19816	3996	304064

1. Including cooperatives in operation, out of operation, and under establishment.

Source: Ministry of Cooperatives.

**7. 24. GENERAL CHARACTERISTICS OF HAND-WOVEN CARPET COOPERATIVES AT THE END OF THE YEAR**

Description	Number	Member	Employed	Capital (mlnrals)
<i>Registered cooperatives <sup>(1)</sup></i>				
1375.....	669	102295	50128	18671
1380.....	997	114940	59489	31812
1385.....	1954	124127	71006	56162
1387.....	2518	130067	80181	69429
1388.....	2658	131468	82335	70423
1389.....	2780	129880	79560	126640
1390.....	3031	92984	84082	131297
<b>1391.....</b>	<b>3155</b>	<b>156864</b>	<b>88972</b>	<b>140742</b>
<i>Cooperatives under establishment</i>				
1375.....	1	8	120	6
1380.....	14	185	349	166
1385.....	344	2827	5228	13990
1387.....	619	5227	10153	19754
1388.....	693	5993	11394	20157
1389.....	404	4274	6164	60039
1390.....	443	4115	7546	57590
<b>1391.....</b>	<b>488</b>	<b>5028</b>	<b>10068</b>	<b>59675</b>
<i>Operating cooperatives</i>				
1375.....	261	58739	24002	9541
1380.....	463	67906	31010	19454
1385.....	963	73234	36791	29045
1387.....	1209	76464	40619	36061
1388.....	1272	77047	41500	36649
1389.....	1339	56539	32221	47090
1390.....	1343	67882	33792	41860
<b>1391.....</b>	<b>1289</b>	<b>69563</b>	<b>30973</b>	<b>52724</b>

**7. 24. GENERAL CHARACTERISTICS OF HAND-WOVEN CARPET COOPERATIVES AT THE END OF THE YEAR (continued)**

Description	Number	Member	Employed	Capital (mlnrrials)
East Azarbayejan .....	100	4089	1172	4650
West Azarbayejan .....	32	2040	1930	5416
Ardebil.....	32	306	379	1619
Esfahan .....	33	32439	427	6414
Alborz .....	19	144	514	637
Ilam .....	25	537	667	287
Bushehr .....	12	93	295	236
Tehran .....	55	10796	9853	879
Chaharmahal&Bakhtiari .....	40	2248	4126	3613
South Khorasan .....	19	783	391	265
Khorasan-e-Razavi.....	98	3768	1529	4509
North Khorasan.....	30	234	201	580
Khuzestan .....	26	728	677	463
Zanjan .....	37	271	330	475
Semnan.....	6	47	49	223
Sistan&Baluchestan .....	6	139	112	82
Fars .....	47	1176	1454	542
Qazvin .....	9	63	155	89
Qom .....	2	15	57	50
Kordestan .....	8	1079	78	228
Kerman .....	65	1779	1053	12712
Kermanshah .....	15	509	423	267
Kohgiluyeh&Boyerahmad .....	2	14	14	39
Golestan .....	257	2907	1574	999
Gilan.....	39	308	263	168
Lorestan.....	123	1533	1646	2600
Mazandaran.....	39	405	453	785
Markazi .....	18	166	182	252
Hormozgan.....	62	490	513	1105
Hamedan .....	8	83	103	92
Yazd .....	25	374	353	2448

1. Including cooperatives in operation, out of operation, and under establishment.

Source: Ministry of Cooperatives.