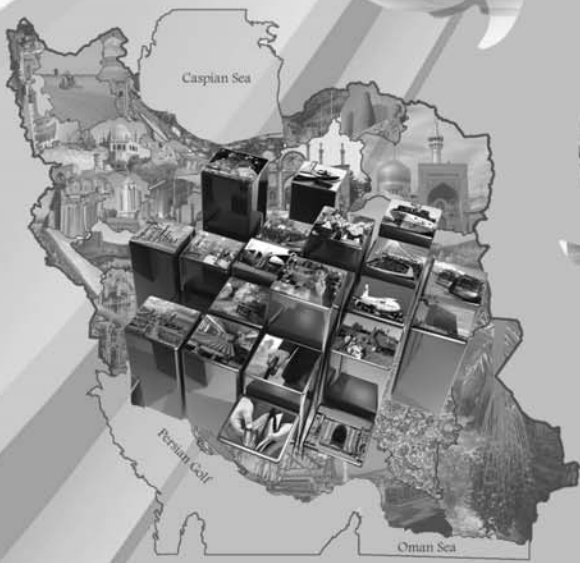




# Trade & Hotels





## **T** *Introduction*

his chapter presents statistics in three sections: "Domestic trade", "Foreign trade" and "Hotels".

**1. Domestic trade.** The first survey of trade establishments was conducted in the cities of Tehran and Esfahan by the General Department of Public Statistics of the Ministry of the Interior in the years 1332 and 1336 respectively. Following the United Nations recommendations, General Department of Trade Statistics of the Ministry of Finance of the time conducted a survey in the year 1344, the results of which were disseminated. In the year 1345, General Department of Statistics of the Ministry of Economy of the time implemented pilot census of wholesale establishments in Tehran, the results of which were disseminated in 1346. Also, the mentioned Department collected and disseminated data relating to trade establishments in 250 cities of the country through sample surveys from the year 1346 to the year 1351. In connection with compilation of national accounts, the Central Bank of the Islamic Republic of Iran has collected trade statistics since years ago. The Statistical Centre of Iran executed two pilot sample surveys during the years 1355 and 1356, one in the city of Rasht and the other in Tehran, Zahedan, Kermanshah and Khorramshahr. In the 1355 and 1365 National Population and Housing Censuses and the 1370 Population Survey, statistics on nationwide trade establishments were collected.

In the late 1366 and the early 1367, survey of establishments engaged in the sale and purchase of commodities in urban areas was executed on a large scale by the SCI. Then, in the year 1369, statistical information on these establishments was collected in both urban and rural areas. In the year 1373, sample survey of trade establishments (place of selling and purchasing goods) was carried out.

In addition, this chapter presents statistics for types of transactions registered in notary publics and land registration offices representing some of trade activities provided by the State Organization for Registration of Deeds and Properties.

Statistical data on urban and rural cooperatives included in the statistical yearbook have been obtained from related organizations since the years 1339 and 1342 respectively. Statistics on rural cooperatives and unions presented here are from the Central Organization of Rural Cooperatives, and statistics on other cooperatives are from the Ministry of Cooperatives

**2. Foreign trade.** Statistics on foreign trade of Iran have continuously been produced and disseminated since the year 1279. They are annually provided by Iran Customs Administration according to data in reports of incoming and out-going commodities released from the customs houses of the country.

The statistics presented in this chapter are from the Foreign Trade Statistics Yearbooks of the

Islamic Republic of Iran. They comprise the volume of commercial exchanges, amount and value of commodities imported and exported, as well as the share of different countries in total imports and exports.

It should be noted that imports and exports value experienced increases in foreign trade tables from the years 1373 and 1381 on. One of the reasons for the increases is the dramatic changes in exchange rates.

### 3. Hotels

Statistics on the quality of accommodations of the country, the number of rooms and beds have been included in this Chapter which used to be collected from Iran Tourism and Touring Organization of the Ministry of Culture and Islamic Guidance till the late year 1382, but since late 1382, Iran Tourism and Touring Organization merged with Cultural Heritage Organization of the country and formed Iran Cultural Heritage, Handcrafts and Tourism Organization (ICHTO) from which the mentioned statistics are obtained. Presenting this kind of statistics has a long history and since the year 1342, i.e., "the establishment of Tourists Attraction Organization, the related data have been collected and included in the Iranian Statistical Yearbook since the year 1345.

#### *Definitions and concepts*

**Cooperatives:** see "Definitions and Concepts", Chapter 5.

Types of cooperatives operating in different sectors:

1. Services cooperatives: companies which are registered and established to provide services in one of service fields based on ISIC.
2. Producers' supply cooperatives: cooperatives composed of producing units, which are registered and established to meet their members' different needs.
3. Consumers' supply cooperatives: these cooperatives are engaged in procuring and supplying members with different kinds of commodities and appliances required, from inside the country or from abroad, in line with public benefits and reduction of prices and costs.

They include employees' consumer co-ops, workers' consumer co-ops, local consumer co-ops, public consumer co-ops, borderers' co-ops, and distributive trade guilds' co-ops.

**Cooperatives in operation:** refers to a cooperative which is operational and has annual financial performance and produces outputs of goods or renders some services.

**Cooperative unions:** refers to combination of at least 7 cooperatives whose field of activities is similar and it is established and registered according to the regulations and the law of cooperative sector.

**Legal reserves of rural cooperative unions:** twenty percent of the annual revenues of rural cooperative companies and unions are considered as indivisible legal reserves.

**Balance of trade:** see Chapter 23, "Definitions and concepts".

**Imports:** refers to purchasing, barter exchange deals or grants of goods and services from a country to another one after customs clearance and observance of other regulations.

The following cases are not included with imports statistics:

- a. The goods which are subject to political legal exemptions included in Article 37 of the customs law approved on 30 Khordad 1350.
- b. Foreign transit goods, exported goods returned from foreign countries, transferred, cabotage<sup>1</sup> and temporary imports.
- c. Used personal goods which are not subject to the customs duties and commercial benefits.
- d. Fuel and oils for vehicles and aircraft.
- e. Used household goods of Iranians living abroad or foreign nationals which are released from the customs houses by special permits under Clause 6 of Article 37.
- f. Gifts to organizations and centres that are subject to exemptions from customs duties.
- g. Goods carried with passengers subject to Article 31.

**Exports:** refers to sales, barter, or gifts or grants, of goods and services from a country to another one after customs clearance and observance of other regulations.

The following cases are not included in exports statistics:

- a. Temporary exports.
- b. Cabotage<sup>1</sup>.
- c. Vehicle and aircraft fuel and oils.
- d. Goods carried with passengers subject to Article 32.

Also, the following items, exported by National Iranian Oil Company and National Iranian Gas Company are not included in non-oil exports and follow certain regulation for export:

- a. Crude oil
- b. Natural gas
- c. Fuel oil
- d. Burning oil
- e. Gas oil
- f. Gas distillations

Until the year 1374, commodities were classified according to Brussels Tariff Nomenclature approved on 30 Khordad 1350 in which subdivisions were made under general regulations of exports and imports of Iran.

As of 1375, the previous classification was replaced by the new international classification called H.S. (Harmonized Commodity Description and Coding System) which consists of 21 sections as follows:

Section I. Live animals; animal products.

Section II. Vegetable products.

Section III. Animal or vegetable fats and oils and their cleavage products; prepared edible fats; animal or vegetable waxes.

Section IV. Prepared foodstuffs; beverages, spirits and vinegar; tobacco and manufactured tobacco substitutes.

Section V. Mineral products.

Section VI. Products of the chemical or allied industries.

Section VII. Plastics and articles thereof; rubber and articles thereof.

.

.

.

<sup>1</sup>. is the transport of goods between two points in the same country by a vessel or an aircraft registered in another country

Section VIII. Raw hides and skins, leather, furskins and articles thereof; saddlery and harness; travel goods, handbags and similar containers; articles of animal gut.

Section IX. Wood and articles of wood; wood charcoal; cork and articles of cork; manufactures of straw, of esparto or of other plaiting materials; basketware and wickerwork.

Section X. Pulp of wood or of other fibrous cellulosic materials; waste and scrap of paper or paperboard; paper and paperboard and articles there of.

Section XI. Textiles and textile articles.

Section XII. Footwear, headgear, umbrellas, sun umbrellas, walking-sticks, seat-sticks, whips, riding-crops and parts there of; prepared feathers and articles made there with; artificial flowers; articles of human hair.

Section XIII. Articles of stone, plaster, cement, asbestos, mica or similar materials; ceramic products; glass and glassware.

Section XIV. Natural or cultured pearls, precious or semi-precious stones, precious metals, metals clad with precious metals and articles thereof; imitation jewellery; coin

Section XV. Base metals and articles of base metals

Section XVI. Machinery and mechanical appliances; electrical equipment; parts there of; sound recorders and reproducers; television image and sound recorders and reproducers, and parts and accessories of such articles.

Section XVII. Vehicles, aircraft, vessels and associated transport equipment

Section XVIII. Optical, photographic, cinematographic, measuring, checking, precision, medical or surgical instruments and apparatus; clocks and watches; musical instruments, parts and accessories there of.

Section XIX. Arms and ammunition; parts and accessories there of

Section XX. Miscellaneous manufactured articles

Section XXI. Works of art, collectors' pieces and antiques

**Value of goods:** value of imports and exports are determined according to C.I.F.<sup>2</sup> and F.O.B.<sup>3</sup> respectively

**Cancellation:** refers to terminating the contract on behalf of two parties whether by separate written requests from two parties denoting "I cancel the contract" or termination by a written request from one party; according to the Article no. 283 of Civil Law, the two parties can terminate the contract after contract with mutual consent.

**Accommodation:** a place or a part of a place or a number of certain places in which a group of production factors are working under control and supervision of a single management and accounting unit for the provision of short-stay accommodation for visitors and other travelers as well as providing services and facilities. Accommodations which all people use are called "public accommodations" and those which are confined to the members of a certain organization are called "private accommodations". Even though the second accommodation of the households, such as apartments and private villas used by the household and family members and their friends are considered as tourism capacities, they are not taken into account as accommodations.

**Class of accommodation:** under certain regulations accommodations are divided into 6 classes: luxury or 5-star, 4-star, 3-star, 2-star, 1-star, super luxury and also a group is classified without star (first class, second class and third class) by construction, equipment and installation status and quality of services offered.

**Accommodation capacity:** the grand total of rooms and beds used by travellers in every accommodation facility for a certain period of time.

**Hotel:** refers to an accommodation place made for passengers' use. In a hotel, accommodation facilities are provided in the form of single rooms, double rooms and regular and VIP suites. These accommodation places are classified into five categories: one-star, 2-star, 3-star, 4-star and 5-star in view of construction, architecture and installation specifications. The 3, 4 and 5-star hotels provide special services and restaurants. Minimal services given at the hotels (inns) are daily tidying up of beds and cleaning of water closets. Furthermore, in 4 and 5-star hotels, welfare, entertainment, sport facilities and other services such as barber's, shoe repair, bank, various stores, play grounds, swimming pool, sauna, meeting halls and so on are provided.

**Guesthouse:** refers to a public accommodation established for passengers where there is no limitation for the number of beds in rooms and water closets, bathrooms and sitting-rooms are often common. These accommodation places are classified into 4 categories: superior, first, second and third grade in view of construction, architecture and installation specifications..

**Apartment hotel:** refers to a public accommodation where there is a series of apartments for accommodation of passengers. Each apartment consists of one or two bedrooms, a small hall, water closet and bathroom and a small kitchen. Also, in an apartment hotel, there are facilities like beds, furniture, T.V. set, refrigerator, etc.

**Tourism camps:** they refer to camps consisting of public facilities in a covered area for putting up tents, caravans, trailers and so on. All above facilities are managed by a single management and some of tourists' requirements (stores, information dissemination and entertainment activities) are provided by the management.

**Tourism inn:** is a type of hotel that exists under supervision of a single chained organization in different areas of the country. Usually, designing the area of these units are typically similar and compatible with international standards of hotel building.

**Tourism complex:** is an accommodation unit established beside at least one of main tourism attractions and provides accommodation facilities for passengers in hotels, villas and cabins. In this type of accommodation unit,

<sup>2</sup>.C.I.F. (Cost, Insurance and Freight).

<sup>3</sup>.F.O.B. (Free On Board)

services and facilities appropriate with the type of the tourism attraction are presented for the public.

**Motel:** is an accommodation unit that provides the overnight accommodation and needed services for the passengers and their motor vehicle. Also passengers are allowed to park their vehicles beside their accommodation unit. These types of accommodation facilities are presented in the form of villas and scattered rooms in suitable locations and distances in a vast area. Motels are usually built beside roads and main routes in forest, mountainous and coastal areas; there are required services and facilities such as: gas stations, car services, super markets and restaurants near the motels. In each accommodation unit, there are facilities such as cooking appliances, bathroom and toilet. Otherwise, these facilities are used in common.

#### *Selected information*

In the year 1393, the volume of trade transactions amounted to 2382 thousand bln rials which increased about 19 percent in comparison to the preceding year. Out of the stated volume, 59 and 41 percents were related to imports and non-oil exports, respectively.

In the year 1393, about 43 mln tons of different goods amounting to 1413 thousand bln rials were imported into country via customs terminals whose value increased by 15 percent in comparison to the preceding year. It should be noted that the maximum volume of imports by value at rials relates to the countries of China (23.9 percent out of total value), UAE (22.8 percent out of total value) and Republic of Korea (8.3 percent of total value). Moreover, in this year, over 81 mln tons of various kinds of non-oil goods at the value of 969 thousand bln rials were exported abroad via customs terminals whose value increased by 24.5 percent in comparison to the preceding year. The highest volume of exports by value at rials relates to the countries of China, (25.6 percent out of total

value), Iraq (17.8 percent out of total value) and UAE (11.1 percent out of total value).

In the year 1393, the number of accommodation facilities of the country was 3343 units (including 84499 rooms and 231647 beds).

**11.1. FOREIGN TRADE BALANCE****(mln USD)**

Description	1375	1380	1385	1389	1390	1391	1392*	1393*
<b>Trade balance.....</b>	<b>7402</b>	<b>5775</b>	<b>26035</b>	<b>37330</b>	<b>67779</b>	<b>28559</b>	<b>31970</b>	<b>21392</b>
<b>Exports .....</b>	<b>22391</b>	<b>23904</b>	<b>76055</b>	<b>112788</b>	<b>145806</b>	<b>97271</b>	<b>93124</b>	<b>86471</b>
Oil & gas.....	19271	19339	62011	90191	119148	68058	64882	55352
Non-oil.....	3120	4565	14044	22596	26658	29213	28243	31119
<b>Imports .....</b>	<b>14989</b>	<b>18129</b>	<b>50020</b>	<b>75458</b>	<b>78028</b>	<b>68712</b>	<b>61155</b>	<b>65079</b>

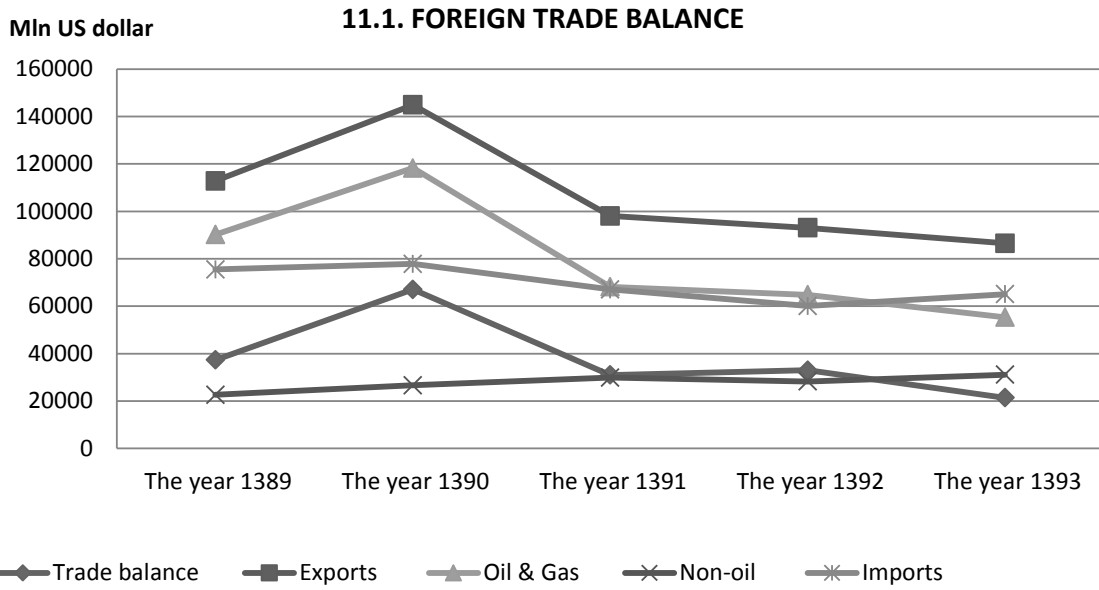
Source: Central Bank of the Islamic Republic of Iran.

**11.2. VALUE OF FOREIGN TRADE****(bln rials)**

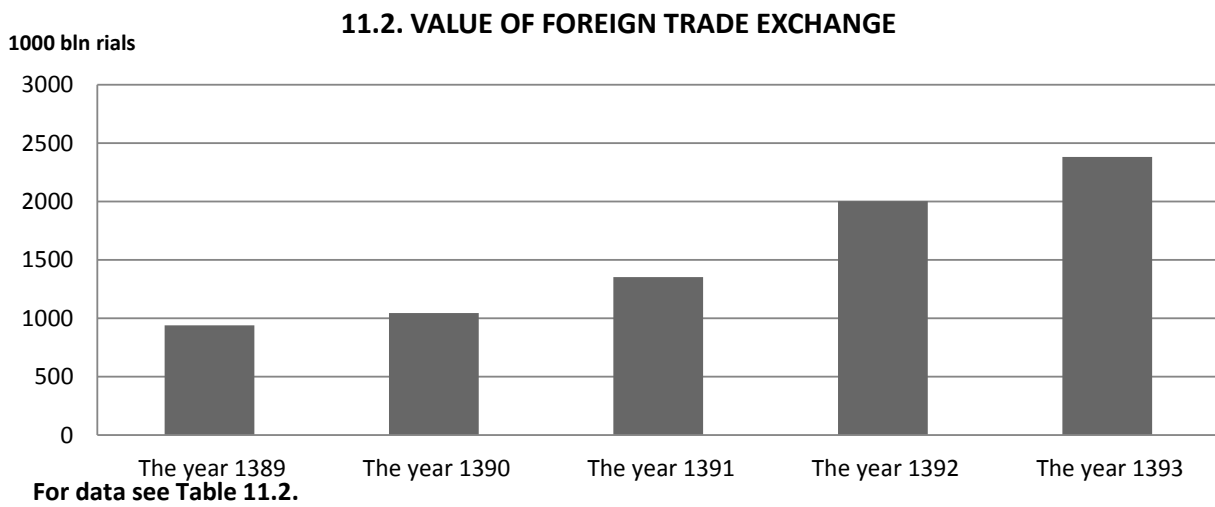
Year	Trade volume	Imports	Non-oil exports
1375 .....	29373	23938	5435
1380 .....	38348	30935	7413
1385 .....	503065	383560	119505
1389 .....	938936	664702	274234
1390 .....	1044156	672746	371410
1391 .....	1354420	833148	521272
1392 .....	2002745	1224008	778737
<b>1393 .....</b>	<b>2382642</b>	<b>1413167</b>	<b>969475</b>

Source: Iran Customs Administration.





For data see Table 11.1.



**11.3. WEIGHT OF IMPORTS BY SECTIONS<sup>(1)</sup> OF CUSTOMS TARIFFS (ton)**

Description	1375	1380	1385	1389	1390	1391	1392	1393
<b>Total .....</b>	<b>21008954</b>	<b>27463961</b>	<b>43492007</b>	<b>45346011</b>	<b>38307415</b>	<b>39481073</b>	<b>33568283</b>	<b>43015789</b>
Section I. Live animals .....	94815	48093	132376	414300	341130	296455	237418	206696
Section II. Vegetable products ..	6510902	10733055	7670889	8638177	792059	15512347	11731798	18224177
Section III. Animal or vegetable fats and oils .....	945624	1011343	1257161	1453798	1264113	1631097	1654463	1463114
Section IV. Prepared foodstuffs, beverages .....	1666475	1806537	3750957	4373391	3426352	4593321	4680413	3462056
Section V. Mineral products .....	6172677	3899854	11224480	6741992	5446669	2526806	2854681	5455292
Section VI. Products of the chemical or allied industries .....	1238076	1882948	4355181	2488718	1682599	1168368	1871605	1895343
Section VII. Plastics and articles thereof .....	297394	644083	1028608	1496790	1505495	1166676	973000	1028191
Section VIII. Raw hides and skins, leather .....	241	171	9530	16556	15042	5608	6310	2735
Section IX. Wood and articles of wood .....	45121	166511	774771	1422272	1450578	1332699	1276659	1396900
Section X. Pulp of wood or of other fibrous cellulosic material	526130	562828	1026763	1244112	1168301	1034413	1416211	1150486
Section XI. Textiles and textile article .....	189253	285999	493112	529111	51265	465152	524056	499700
Section XII. Footwear, eadgear	22	497	6700	9030	11079	5498	2125	4711
Section XIII. Articles of stone, plaster .....	65059	105268	390401	728199	747175	467089	288783	442189
Section XIV. Natural or cultured pearls.....	875	8	4106	1807	1991	306	491	6475
Section XV. Base metals and articles .....	2829450	5479645	9443296	12994253	10044687	7379142	4372883	5439240
Section XVI. Machinery and mechanical appliances .....	367802	583951	1234405	1867249	1825469	1335852	1198051	1562753
Section XVII. Vehicles, aircraft	90158	235110	336698	452203	503614	291774	318127	466217
Section XVIII. Optical, photographic, cinematographic .	5060	10163	28519	36721	38517	26079	21167	25922
Section XIX. Arms and ammunition; parts .....	...	...	...	3930	...	...	...	4232
Section XX. Miscellaneous manufactured articles.....	1586	6799	90192	160403	143501	83387	56821	84840
Section XXI. Works of art, collectors pieces and antiques....	0	0	231323	272999	257040	158541	81166	194519
Not specified and not stated.....	2033	1125	2539	0	839	463	2054	0

1. See the introduction of this chapter for more information on the complete title of sections.

Source: Iran Customs Administration.

**11.4. VALUE OF IMPORTS BY SECTIONS<sup>(1)</sup> OF CUSTOMS TARIFFS (mln rials)**

Description	1375	1380	1385	1389
<b>Total.....</b>	<b>23938419</b>	<b>30934977</b>	<b>383560445</b>	<b>664702140</b>
Section I. Live animals.....	354194	184596	2846578	15259886
Section II. Vegetable products .....	2769637	2965626	17799317	40053955
Section III. Animal or vegetable fats and oils.....	1057053	692909	6393522	15096642
Section IV. Prepared foodstuffs, beverages .....	1180937	807833	17205982	23749068
Section V. Mineral products .....	894494	1219824	51013813	42200130
Section VI. Products of the chemical or allied industries .....	2737395	3290628	32963131	51074257
Section VII. Plastics and articles thereof .....	1193994	1446012	17936096	32226952
Section VIII. Raw hides and skins, leather .....	1086	1672	91318	272416
Section IX. Wood and articles of wood .....	32300	99791	2188090	6767609
Section X. Pulp of wood or of other fibrous cellulosic material.....	969967	757403	8355255	14254855
Section XI. Textiles and textile articles .....	868348	868861	8932079	12370128
Section XII. Footwear, headgear.....	851	1912	113363	269598
Section XIII. Articles of stone, plaster .....	206752	255963	3004395	5708562
Section XIV. Natural or cultured pearls .....	1039150	6300	1397396	61709999
Section XV. Base metals and articles .....	3457611	4143343	63850223	111658670
Section XVI. Machinery and mechanical appliances....	5454934	10106004	101965729	153512202
Section XVII. Vehicles, aircraft.....	1147710	3029529	18245821	31586712
Section XVIII. Optical, photographic, cinematographic .....	523593	905994	7958889	13781885
Section XIX. Arms and ammunition; parts.....	...	...	...	271759
Section XX. Miscellaneous manufactured articles .....	47818	64199	1625806	4416466
Section XXI. Works of art, collectors pieces and antiques .....	0	0	18206558	28460389
Not specified and not stated .....	595	79158	1467084	0

**11.4. VALUE OF IMPORTS BY SECTIONS<sup>(1)</sup> OF CUSTOMS TARIFFS( continued)****(mln rials)**

Description	1390	1391	1392	1393
<b>Total</b> .....	<b>672746031</b>	<b>833148246</b>	<b>1224008497</b>	<b>1413167197</b>
Section I. Live animals .....	14722857	21457632	25714843	22824507
Section II. Vegetable products.....	47974603	120975702	174414202	203034775
Section III. Animal or vegetable fats and oils .....	17902070	31634518	46353872	38852330
Section IV. Prepared foodstuffs, beverages.....	26065526	54713228	81749444	61971717
Section V. Mineral products .....	44380550	26033364	43533218	58827508
Section VI. Products of the chemical or allied industries.....	54680101	78096129	138691518	142786107
Section VII. Plastics and articles thereof.....	40078352	47701683	69854294	75473896
Section VIII. Raw hides and skins, leather .....	325844	207927	143591	187091
Section IX. Wood and articles of wood.....	7541286	10368470	16071254	19385209
Section X. Pulp of wood or of other fibrous cellulosic material .....	15267582	21253010	41661862	34192079
Section XI. Textiles and textile articles .....	15174159	19751258	36572167	35167570
Section XII. Footwear, headgear .....	418890	291882	145147	348751
Section XIII. Articles of stone, plaster .....	6688696	7203140	9324423	11759003
Section XIV. Natural or cultured pearls .....	14084636	10570601	4506341	789236
Section XV. Base metals and articles .....	107326531	107686939	113318305	140044650
Section XVI. Machinery and mechanical appliances ...	167536886	190221408	301246469	371766723
Section XVII. Vehicles, aircraft .....	40451889	41638140	68994053	115164913
Section XVIII. Optical, photographic, cinematographic .....	17076415	17944910	30126098	32130465
Section XIX. Arms and ammunition; parts .....	...	...	...	970025
Section XX. Miscellaneous manufactured articles.....	4491834	3822550	4488001	6822856
Section XXI. Works of art, collectors pieces and antiques .....	30377855	21368958	16212209	40667786
Not specified and not stated.....	179469	206797	887186	0

1. See the introduction of this chapter for more information on the complete title of sections.

Source: Iran Customs Administration.

**11.5. VALUE OF IMPORTS BY COUNTRIES OF ORIGIN** (mln rials)

Country and region	1375	1380	1385	1389	1390	1391	1392	1393
<b>Total .....</b>	<b>23938419</b>	<b>30932841</b>	<b>383560445</b>	<b>664702138</b>	<b>672746030</b>	<b>833148244</b>	<b>1224008497</b>	<b>1413167197</b>
<b>Asia.....</b>	<b>6433846</b>	<b>11911950</b>	<b>202187135</b>	<b>447435690</b>	<b>485202867</b>	<b>565919038</b>	<b>925910684</b>	<b>1088398590</b>
Azerbaijan.....	407683	36586	2592380	1147660	421109	646066	800573	594091
Armenia.....	55403	73419	252284	415800	354880	520263	718060	522306
Afghanistan.....	10878	1297	81714	122542	108377	48318	756112	393703
United Arab Emirates ..	744895	2865883	85963678	218342452	214244363	166946089	270339245	322359899
Indonesia.....	179920	161304	1579542	2249235	2038626	2382913	2372095	3161883
Iran (Free zones).....	765	11714	3451047	10578008	10090841	9990904	7395053	2190724
Bahrain .....	93814	126813	1173746	354615	175111	215179	524965	8597772
Pakistan.....	83127	107293	1556527	3937179	2764766	2620586	7946952	7113314
Thailand.....	498031	188912	3308731	2758516	3241646	4296843	2598984	5605884
Taiwan .....	126853	341634	3588258	4980577	4818152	7195495	15841618	18839411
Turkmenistan .....	10273	27977	2634362	1540475	1495025	1824552	3240218	2935496
Turkey.....	468010	510087	8180425	41326716	36187120	68067376	90580745	103833039
China.....	356505	1556402	25314458	59930765	80696486	128153832	239763611	337113666
Japan.....	127659	1381727	8428326	16135683	14047947	8447891	4955497	6368756
Singapore.....	1245451	278967	3693831	12048567	19016095	15695676	16399395	11187483
Iraq.....	24326	39835	326563	480202	1333821	1245861	1702562	1607013
Saudi Arabia .....	35459	388803	5490025	1926016	1524251	1076537	1089213	1221394
Oman .....	2306	4787	226846	1609765	5210405	3375746	10533121	3929317
Kazakhstan .....	173100	473955	2577718	1277910	1510109	2817248	2098963	4694666
Qatar .....	8161	16932	498872	186478	99308	340474	441746	504293
Korea, Rep. of.....	660849	1681167	17923247	37586513	51947020	75427561	95288503	117194040
Kuwait .....	6163	19628	1546765	1192143	1011400	1093911	3120693	1655719
Malaysia .....	166596	331922	3386312	6295564	6337870	7928551	8428891	8375980
India.....	395458	984171	13241148	13370508	13858672	35512113	107063592	99743670

**11.5. VALUE OF IMPORTS BY COUNTRIES OF ORIGIN (continued) (mln rials)**

Country and region	1375	1380	1385	1389	1390	1391	1392	1393
Other Asian countries...	552161	300706	5170330	7641801	12669467	20049053	31910277	18655072
<b>Africa</b> .....	<b>426715</b>	<b>296259</b>	<b>2821475</b>	<b>2791281</b>	<b>1979059</b>	<b>1782458</b>	<b>895438</b>	<b>1810970</b>
<b>America</b> .....	<b>3429081</b>	<b>3134262</b>	<b>11188289</b>	<b>11439117</b>	<b>10756670</b>	<b>19807836</b>	<b>22085494</b>	<b>21340977</b>
Brazil .....	605041	1573202	7231893	6548363	6728028	8605623	10657116	8773052
Canada .....	779846	671001	2265172	1382356	1220727	1217121	2176440	2401987
Other American countries .....	2044194	890038	1691225	3508898	2807915	9985092	9251938	10165939
<b>Europe</b> .....	<b>12593093</b>	<b>14752194</b>	<b>164039811</b>	<b>201270653</b>	<b>173165988</b>	<b>240837795</b>	<b>272301349</b>	<b>296663729</b>
Germany .....	3558233	3171029	46650431	47331496	37458779	43759287	60805527	64589356
Austria .....	299189	418913	7349645	7516311	8815392	10111048	8719785	8230662
Spain .....	419880	540077	3624065	5145861	5800066	6537609	6020520	4859788
Ukraine .....	158893	194321	1291199	5656946	4507362	5345994	4116837	5931759
United Kingdom .....	1171607	1169075	13241561	7539099	1642093	7874220	23396233	16648645
Italy.....	1112388	1748140	15754902	18008641	18498723	17257957	21076423	28985736
Belgium .....	1133581	772657	6115344	6637609	7195065	3656247	5482548	7521512
Denmark .....	130049	152265	977244	1463282	1467005	2138871	2864440	3939696
Sweden .....	217716	662096	5250156	8939086	10623444	3335658	3868494	9182609
Switzerland .....	1420682	764188	21059385	38998003	27006408	55853177	57990988	64498655
Russian Federation .....	998515	1603496	6507682	12049161	8541697	26666996	18902359	18050276
France .....	727740	1946421	20144967	20998553	20001008	14683552	18071310	15111362
Netherlands.....	453355	607213	8404440	10657776	9217464	31854995	23818109	27861104
Other European countries .....	791265	1002303	7668791	10328829	12391482	11762186	17167777	21252569
<b>Oceania</b> .....	<b>1046733</b>	<b>838176</b>	<b>3323735</b>	<b>1765397</b>	<b>1641446</b>	<b>4801117</b>	<b>2815532</b>	<b>4952929</b>

Source: Iran Customs Administration.

**11.6. WEIGHT OF NON-OIL EXPORTS BY SECTIONS <sup>(1)</sup> OF CUSTOMS TARIFFS (ton)**

Description	1375	1380	1385	1389	1390	1391	1392	1393
<b>Total .....</b>	<b>7041464</b>	<b>16214099</b>	<b>27765571</b>	<b>60197774</b>	<b>66486911</b>	<b>69935956</b>	<b>80143994</b>	<b>81634489</b>
Section I. Live animals ...	20364	55451	147544	310755	339493	411394	471087	398323
Section II. Vegetable products .....	884345	1208301	2064112	3281370	2575008	3230102	2824272	4011442
Section III. Animal or vegetable fats and oils.....	3442	67476	97913	50106	63206	37549	17515	36288
Section IV. Prepared foodstuffs, beverages .....	339831	286716	847021	598996	680680	840384	768962	951909
Section V. Mineral products .....	3071786	9731639	14616912	37732341	43025054	46454391	56044249	52026695
Section VI. Products of the chemical or allied industries.....	1560454	2347682	4027346	11618212	12888135	10665694	9946620	12010090
Section VII. Plastics and articles thereof .....	166156	229043	776706	2298066	2225177	2448760	2755429	3281888
Section VIII. Raw hides and skins, leather .....	22541	24154	28095	25613	25823	28536	25841	28934
Section IX. Wood and articles of wood .....	10302	30308	101363	8354	14459	17315	26561	37322
Section X. Pulp of wood or of other fibrous cellulosic material.....	3618	10449	79276	72631	37072	33265	27157	40936
Section XI. Textiles and textile articles.....	91365	100599	131550	115082	120067	163982	165954	181906
Section XII. Footwear, headgear.....	20237	37110	21058	17585	17548	19855	20003	18416
Section XIII. Articles of stone, plaster .....	260388	403351	1271537	2052103	2042725	2873629	3745565	3930723
Section XIV. Natural or cultured pearls.....	5	3	9	182	59	25	7	2154
Section XV. Base metals and articles.....	549267	1614641	3344913	1700526	2159150	2383100	2983441	4373529
Section XVI. Machinery and mechanical appliances .....	11452	28109	110686	164649	170967	177043	179017	167897
Section XVII. Vehicles, aircraft .....	7929	22855	82788	124617	81750	129433	111354	112066
Section XVIII. Optical, photographic, cinematographic.....	566	540	2427	892	785	946	1171	1600
Section XIX. Arms and ammunition; parts.....	...	...	...	43	...	...	...	520
Section XX. Miscellaneous manufactured articles.....	16285	12671	12544	13232	9192	19685	28002	15772
Section XXI. Works of art, collectors apices and antiques.....	30	48	437	12419	10480	341	1166	6079
Not specified and not stated.....	1101	4207	1334	0	81	527	621	0

*1. See the introduction of this chapter for more information on the complete title of sections.*

*Source: Iran Customs Administration.*

**11.7. VALUE OF NON-OIL EXPORTS BY SECTIONS<sup>(1)</sup> OF CUSTOMS TARIFFS (mln rials)**

Description	1375	1380	1385	1389
<b>Total .....</b>	<b>5434917</b>	<b>7412797</b>	<b>119505142</b>	<b>274233763</b>
Section I. Live animals.....	114373	116755	2336963	5883821
Section II. Vegetable products .....	1228078	1338050	18092044	37060871
Section III. Animal or vegetable fats and oils.....	3308	80754	734600	910199
Section IV. Prepared foodstuffs, beverages.....	441180	254080	4997563	10555669
Section V. Mineral products .....	427367	1344546	25019475	72085345
Section VI. Products of the chemical or allied industries .....	472218	763586	12959039	48316687
Section VII. Plastics and articles thereof ...	200071	282478	8320275	30260711
Section VIII. Raw hides and skins, leather	176788	156956	1152979	1620656
Section IX. Wood and articles of wood .....	7239	16798	401447	233648
Section X. Pulp of wood or of other fibrous cellulosic material .....	9481	18709	541926	694177
Section XI. Textiles and textile articles .....	1551167	1532674	8419630	11917451
Section XII. Footwear, headgear.....	108625	168782	780024	1289392
Section XIII. Articles of stone, plaster.....	69168	192812	3457722	6796017
Section XIV. Natural or cultured pearls.....	179	2723	734829	2867236
Section XV. Base metals and articles .....	470591	723606	22537449	24886876
Section XVI. Machinery and mechanical appliances.....	51530	168335	3837603	10447436
Section XVII. Vehicles, aircraft.....	36766	153253	3599532	6872267
Section XVIII. Optical, photographic, cinematographic .....	5557	6274	120130	251877
Section XIX. Arms and ammunition; parts	...	...	...	10747
Section XX. Miscellaneous manufactured articles .....	57046	59450	425587	531935
Section XXI. Works of art, collectors pieces and antiques.....	280	339	23616	740745
Not specified and not state .....	3907	31833	1015408	0



**11.7. VALUE OF NON-OIL EXPORTS BY SECTIONS<sup>(1)</sup> OF CUSTOMS TARIFFS (continued)**  
**(mln rials)**

Description	1390	1391	1392	1393
<b>Total .....</b>	<b>371410085</b>	<b>521271737</b>	<b>778737171</b>	<b>969475362</b>
Section I. Live animals .....	8581544	14221252	23496115	28722814
Section II. Vegetable products.....	37558569	66463283	72120180	72109036
Section III. Animal or vegetable fats and oils .....	1276899	992952	964554	1424016
Section IV. Prepared foodstuffs, beverages	13311555	21297571	32707136	37877598
Section V. Mineral products.....	115346554	119030190	210674786	264017342
Section VI. Products of the chemical or allied industries.....	72151076	102048288	146582768	181492152
Section VII. Plastics and articles thereof	37740572	59444934	108834883	143119561
Section VIII. Raw hides and skins, leather	2184262	3595344	4063822	4552754
Section IX. Wood and articles of wood.....	168478	297819	628823	842715
Section X. Pulp of wood or of other fibrous cellulosic material .....	602477	735330	781860	1316067
Section XI. Textiles and textile articles.....	13123128	19145072	24936872	28858479
Section XII. Footwear, headgear .....	1628535	2146210	2941210	3112581
Section XIII. Articles of stone, plaster .....	7668812	15202266	25450159	26788254
Section XIV. Natural or cultured pearls .....	7797501	15996355	3112968	808705
Section XV. Base metals and articles .....	35467180	51022555	83413063	137634349
Section XVI. Machinery and mechanical appliances .....	10815405	15121926	21443696	22652920
Section XVII. Vehicles, aircraft .....	4403517	12897805	13517816	10055444
Section XVIII. Optical, photographic, cinematographic.....	275279	242390	512193	1216047
Section XIX. Arms and ammunition; parts	...	...	...	336179
Section XX. Miscellaneous manufactured articles.....	569730	1125788	1903843	1330632
Section XXI. Works of art, collectors pieces and antiques .....	646560	28449	181043	1207717
Not specified and not state.....	92452	215958	469381	0

1. See the introduction of this chapter for more information on the complete title of sections.

Source: Iran Customs Administration.

**11.8. VALUE OF NON-OIL EXPORTS BY COUNTRIES OF DESTINATION** (mln rials)

Country and region	1375	1380	1385	1389	1390	1391	1392	1393
<b>Total .....</b>	<b>5434990</b>	<b>7412797</b>	<b>119505142</b>	<b>274233768</b>	<b>371410084</b>	<b>521271737<sup>(1)</sup></b>	<b>778729703</b>	<b>969475362</b>
<b>Asia.....</b>	<b>3004543</b>	<b>5183961</b>	<b>94519752</b>	<b>240384950</b>	<b>340161441</b>	<b>475667173</b>	<b>716822169</b>	<b>892948686</b>
Azerbaijan.....	331614	550322	3416091	3883699	5108649	7974621	11977096	11682023
Armenia .....	92438	92159	1369660	1169053	1169274	1927106	2626240	3259621
Afghanistan.....	41783	91134	4740910	14259022	24132915	47169576	60087520	66106842
United Arab Emirates .....	448843	1125223	15889150	34449540	49417822	63144071	90127853	107809506
Indonesia.....	23501	74028	581978	6289676	12192625	5265638	1344823	1849511
Iran (Free zones).....	2078	54434	279047	1915854	1442215	7213433	6676324	3261115
Bahrain .....	7264	27985	473436	291310	94719	494848	272153	283559
Pakistan.....	58165	152662	2863469	5691199	6877002	12131748	15956209	25835252
Thailand.....	68977	76854	177871	887413	1025929	288047	1135587	4372551
Taiwan .....	101781	93381	1157551	4385131	4802249	3871329	4570313	8680867
Turkmenistan.....	218946	132519	1324842	4295098	5804358	12372857	21373410	26461027
Turkey.....	234196	102175	2997931	10922821	15933968	25001381	40751591	52328294
China.....	128796	310808	9679116	47209996	61889530	90815651	184714455	248317092
Japan.....	173553	418743	6106113	4589192	5487903	749931	881536	923828
Singapore.....	21057	76475	835803	1918212	14836394	1168501	296689	242031
Iraq.....	0	254764	15795594	46897577	56965747	102974023	147769659	172189616
Saudi Arabia .....	67423	118637	3228162	829489	1234002	1768824	2271365	4233822
Oman .....	10641	12641	575138	1112092	1107050	2593006	3630498	7986654
Kazakhstan .....	78871	59487	667949	708546	935072	2368083	5212916	5513462
Qatar .....	16247	111115	822924	763487	846736	1498767	2401500	2394469
Korea, Rep. of.....	138338	87280	2122782	5924374	15428263	12211945	8404422	11360169
Kuwait .....	63624	185974	2560566	977211	1510223	1503812	2432486	5265957
Malaysia .....	17102	27196	333206	1040504	1450189	1251869	1756197	1571619
India.....	210568	328204	7688932	18794268	30093560	41204946	60124469	67263837

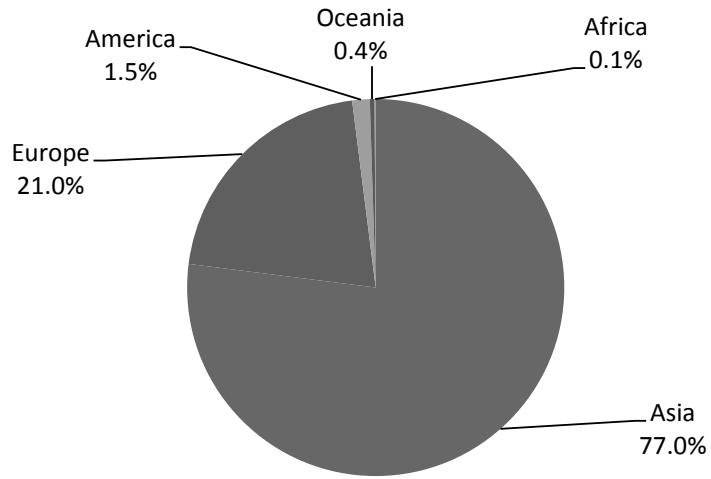
**11.8. VALUE OF NON-OIL EXPORTS BY COUNTRIES OF DESTINATION (continued)****(mln rials)**

Country and region	1375	1380	1385	1389	1390	1391	1392	1393
Other Asian countries .....	448737	619761	8831531	21180186	20375046	28703162	40026859	53729437
<i>Africa</i> .....	<b>46831</b>	<b>151068</b>	<b>2721744</b>	<b>4801740</b>	<b>5046761</b>	<b>12411219</b>	<b>21606030</b>	<b>20855477</b>
<i>America</i> .....	<b>94114</b>	<b>275030</b>	<b>2511575</b>	<b>2772836</b>	<b>2540304</b>	<b>3133820</b>	<b>4010770</b>	<b>3686034</b>
Brazil .....	20656	7070	239522	586749	194835	748255	193271	2081501
Canada .....	64176	44086	336815	399134	551207	576465	270369	429616
Other American countries .....	9283	223874	1935238	1786953	1794262	1809100	3547130	1174917
<i>Europe</i> .....	<b>2270300</b>	<b>1781373</b>	<b>19543164</b>	<b>25126084</b>	<b>23001674</b>	<b>29560613</b>	<b>35879518</b>	<b>51231690</b>
Germany .....	997715	548401	3300581	3598012	4603316	6046492	8342159	9937417
Austria .....	58407	17027	102329	136584	164260	190775	265721	204972
Spain.....	67595	136899	1476059	1832905	1920549	2686426	2854985	4697685
Ukraine .....	169235	249856	633129	550864	679607	1166284	1225872	879928
United Kingdom.....	56282	46530	712599	503098	407165	692418	2735982	1890708
Italy.....	359454	336127	5933385	3493047	2742345	3193820	4982260	16455079
Belgium .....	49993	49110	1672380	4522353	3073293	927916	436162	1321507
Denmark .....	17152	15961	86721	117464	178334	141140	252265	314176
Sweden .....	12402	15675	115798	222256	327049	416378	348828	404638
Switzerland.....	124141	44027	183811	236365	238452	334374	242701	287559
Russian Federation .....	85581	103424	2657361	3414403	4101396	8921879	7864544	7555985
France .....	94287	104014	580791	610013	674223	582103	745174	849572
Netherlands.....	86153	22764	947485	2932795	2342157	1566122	2050782	1834463
Other European countries .....	91903	91558	1140734	2955925	1549528	2694487	3532083	4598000
<i>Oceania</i> .....	<b>19129</b>	<b>21364</b>	<b>208906</b>	<b>1148158</b>	<b>659904</b>	<b>498912</b>	<b>411216</b>	<b>753475</b>

1. The difference of 7468 million rials compared to the total amount of exports is related to other foreign countries.

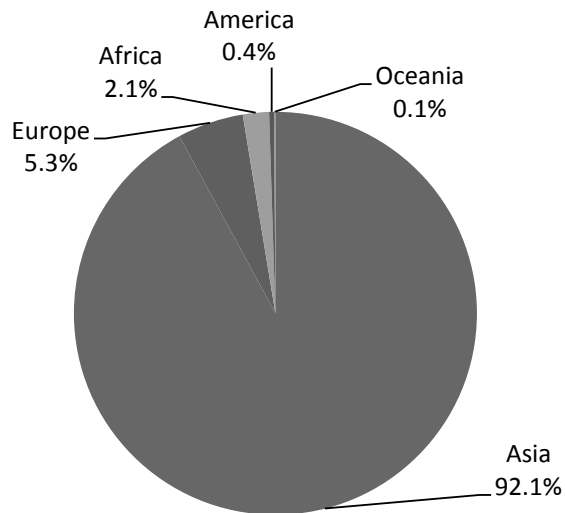
Source: Iran Customs Administration.

**11.3. PERCENT OF THE VALUE OF IMPORTS BY CONTINENTS OF ORIGIN, THE YEAR 1393**



For data see Table 11.5.

**11-4. PERCENT OF THE VALUE OF NON-OIL EXPORTS BY CONTINENTS OF DESTINATION, THE YEAR 1393**



For data see Table 11.8.

**11.9. WEIGHT AND VALUE OF IMPORTS AND EXPORTS BY SECTIONS<sup>(1)</sup> AND CHAPTERS OF CUSTOMS TARIFFS, THE YEAR 1393** (ton; mln rials)

Section and chapter <sup>(2)</sup>	Imports		Non-oil exports	
	Weight	Value	Weight	Value
<b>Total<sup>(3)</sup></b> .....	<b>43015789</b>	<b>1413167197</b>	<b>81634488</b>	<b>969475362</b>
<b>SECTION I. Live animals</b> .....	<b>206696</b>	<b>22824507</b>	<b>398324</b>	<b>28722814</b>
1. Live animals .....	13441	1112254	33472	4214113
2. Meat and edible meat offal .....	74154	9463573	47822	2527311
3. Fish, crustaceans and molluscs and other aquatic invertebrates.....	64079	4590728	68224	6122942
4. Dairy products; birds' eggs; natural honey; edible products of animal origin, not elsewhere specified or included.....	53522	7364047	244864	12722540
5. Products of animal origin, not elsewhere specified or included .....	1500	293905	3942	3135908
<b>SECTION II. Vegetable products</b> .....	<b>18224177</b>	<b>203034774</b>	<b>4011442</b>	<b>72109036</b>
6. Live trees and other plants; bulbs, roots and the like; cut flowers and ornamental foliage .....	2047	159664	8608	1009825
7. Edible vegetables and certain roots and tubers.....	91635	2637704	1921368	21739939
8. Edible fruit and nuts; peel of citrus fruit or melons .....	507508	12000618	1869351	37736409
9. Coffee, tea, mate and spices .....	75736	8075122	50078	7843848
10. Cereals .....	16919216	164110385	25253	330116
11. Products of the milling industry; malt; starches; inulin; wheat gluten.....	5321	163412	36033	319895
12. Oil seeds and oleaginous fruits; miscellaneous grains, seeds and fruit, industrial or medicinal plants; straw and fodder.....	611016	15178544	37592	799800
13. Lac; gums, resins and other vegetable saps and extracts....	5223	663234	10068	1482993
14. Vegetable plaiting materials; vegetable products not elsewhere specified or included.....	6475	46091	53091	846211
<b>SECTION III . Animal or vegetable fats and oils</b> .....	<b>1463114</b>	<b>38852330</b>	<b>36288</b>	<b>1424016</b>
15. Animal and vegetable fats and oils and their cleavage products; prepared edible fats; animal or vegetable waxes .....	1463114	38852330	36288	1424016
<b>SECTION IV. Prepared foodstuffs, beverages</b> .....	<b>3462057</b>	<b>61971716</b>	<b>951909</b>	<b>37877597</b>
16. Preparations of meat, of fish or of crustaceans, molluscs or of other aquatic invertebrates .....	0	0	7560	879787
17. Sugars and sugar confectionery .....	863209	10608782	114314	5325632
18. Cocoa and cocoa preparations .....	22272	2120534	9014	1239165
19. Preparations' of cereals, flour, starch; or milk pastry cookies and products .....	5961	275125	233058	11104422
20. Preparations of vegetables, fruit, or other parts of plants ...	46950	1573978	301411	12718204
21. Miscellaneous edible preparations.....	28303	4616229	66068	3495793
22. Beverages, spirits and vinegar .....	2134	64483	55666	1270221
23. Residues and waste from the food industries; prepared animal fodder.....	2456219	36438020	164160	1729065
24. Tobacco .....	37009	6274565	658	115308
<b>SECTION V. Mineral products</b> .....	<b>5455292</b>	<b>58827508</b>	<b>52026696</b>	<b>264017342</b>
25. Salt; sulphur; earths and stone; plastering materials, lime and cement.....	200834	2007380	22168844	32219965

**11.9. WEIGHT AND VALUE OF IMPORTS AND EXPORTS BY SECTIONS<sup>(1)</sup> AND CHAPTERS OF CUSTOMS TARIFFS, THE YEAR 1393 (continued) (ton; mln rials)**

Section and chapter <sup>(2)</sup>	Imports		Non-oil exports	
	Weight	Value	Weight	Value
26. Ores, slag and ash .....	2916183	13983589	19901690	33981335
27. Mineral fuels, mineral oils and products of their distillation; bituminous substances; mineral waxes.....	2338275	42836539	9956162	197816042
<b>SECTION VI. Products of the chemical or allied industries<sup>(3)</sup> .....</b>	<b>1895057</b>	<b>142653738</b>	<b>12008047</b>	<b>181433632</b>
28. Inorganic chemicals; organic or inorganic compounds of precious metals, of rare-earth metals, of radioactive elements or of isotopes .....	406798	11184174	2157433	16906043
29. Organic chemicals .....	355671	34788565	6677840	116287124
30. Pharmaceutical products .....	20212	40647672	8152	4247528
31. Fertilizers .....	670083	9720228	2447049	20215019
32. Tanning or dyeing extracts; tannins and their derivatives; dyes, pigments and other colouring matter; paints and varnishes; putty and other mastics; inks .....	79091	8547893	47918	2943015
33. Essential oils and resinoids; perfumery, cosmetic or toilet preparations .....	39917	7500492	14474	955577
34. Soap, organic surface-active agents, washing preparations, lubricating preparations, artificial waxes, prepared waxes, polishing or scouring preparations, candles and similar articles, modelling pastes, "dental waxes" and dental preparations with a basis of plaster.....	39512	2965629	282317	5570577
35. Albuminoidal substances; modified starches, glues, enzymes .....	34851	3992155	12451	875967
36. Explosives; pyrotechnic products; matches: <sup>(3)</sup> .....	...	...	...	...
37. Photographic or cinematographic goods .....	6501	1485425	69	5246
38. Miscellaneous chemical products .....	242421	21821505	360344	13427536
<b>SECTION VII. Plastics and articles thereof .....</b>	<b>1028191</b>	<b>75473896</b>	<b>3281888</b>	<b>143119561</b>
39. Plastics and articles thereof .....	755092	50603785	3036671	134762844
40. Rubber and articles thereof.....	273099	24870111	245217	8356717
<b>SECTION VIII. Raw hides and skins, leather .....</b>	<b>2734</b>	<b>187091</b>	<b>28934</b>	<b>4552754</b>
41. Raw hides and skins (other than fur skins) and .....	480	34192	28683	4498655
42. Articles of leather; saddlery and harness; travel goods, handbags and similar containers; articles of animal gut (other than silk-worm gut) .....	2246	150934	179	33881
43. Fur skins and artificial fur; manufactures thereof.....	8	1965	72	20218
<b>SECTION IX. Wood and articles of wood .....</b>	<b>1396900</b>	<b>19385209</b>	<b>37322</b>	<b>842715</b>
44. Wood and articles of wood; wood charcoal .....	1396244	19348808	35490	737517
45. Cork and articles of cork .....	237	17368	1	85
46. Manufactures of straw, of esparto and of other plaiting .....	419	19033	1831	105113
<b>SECTION X. Pulp of wood or of other fibrous cellulosic material.....</b>	<b>1150487</b>	<b>34192080</b>	<b>40936</b>	<b>1316067</b>
47. Pulp of wood or of other fibrous cellulosic material waste and scrap of paper or paperboard .....	144211	3194167	82	1410
48. Paper and paperboard; articles of paper pulp, of paper or of paperboard .....	1004419	30768142	38287	1023734

**11.9. WEIGHT AND VALUE OF IMPORTS AND EXPORTS BY SECTIONS<sup>(1)</sup> AND CHAPTERS OF CUSTOMS TARIFFS, THE YEAR 1393 (continued) (ton; mln rials)**

Section and chapter <sup>(2)</sup>	Imports		Non-oil exports	
	Weight	Value	Weight	Value
49. Printed books, newspapers, pictures and other products of the printing industry; manuscripts, typescripts and plans.....	1857	229771	2567	290923
<b>SECTION XI. Textiles and textile articles .....</b>	<b>499700</b>	<b>35167572</b>	<b>181906</b>	<b>28858479</b>
50. Silk .....	670	443360	38	4361
51. Wool, fine or coarse animal hair; horsehair yarn and woven fabric .....	4346	1093115	6025	727000
52. Cotton .....	63167	4368706	540	298580
53. Other vegetable textile fibres; paper yarn and woven fabrics of paper yarn .....	43931	1349350	57	2761
54. Man-made filaments .....	93224	8868112	9085	733701
55. Man-made staple fibres .....	186569	12334743	43951	2032137
56. Wadding, felt and nonwovens; special yarns; twine, cordage, ropes and cables and articles thereof.....	13501	1324076	10233	868372
57. Carpets and other textile floor coverings.....	1640	97860	67180	18451870
58. Special woven fabrics; tufted textile fabrics; lace; tapestries; trimmings; embroidery .....	5384	646236	2640	592504
59. Impregnated, coated, covered or laminated textile fabrics; textile articles of a kind suitable for industrial use .....	83780	4285372	585	118208
60. Knitted or crocheted fabrics.....	931	101889	12	1959
61. Articles of apparel and clothing accessories, knitted or crocheted .....	329	71601	3301	1147859
62. Articles of apparel and clothing accessories, not knitted or crocheted.....	509	69675	1795	596106
63. Other made up textile articles; sets; worn clothing and worn textile articles; rags.....	1719	113477	36464	3283061
<b>SECTION XII. Footwear, headgear .....</b>	<b>4712</b>	<b>348752</b>	<b>18415</b>	<b>3112581</b>
64. Footwear, gaiters and the like; parts of such articles .....	2259	179731	18271	3060334
65. Headgear and parts thereof .....	631	53165	135	51635
66. Umbrellas, sun umbrellas, walking-sticks, seat-sticks, whips, riding-crops and parts thereof .....	545	16360	2	90
67. Prepared feathers and down and articles made of feathers or of down; artificial flowers; articles of human hair .....	1277	99496	7	522
<b>SECTION XIII. Articles of stone, plaster .....</b>	<b>442189</b>	<b>11759003</b>	<b>3930722</b>	<b>26788254</b>
68. Articles of stone, plaster, cement, asbeston, mica or similar materials .....	198758	3071704	861856	5648546
69. Ceramic products .....	127154	4127948	2501536	15361821
70. Glass and glassware.....	116277	4559351	567330	5777887
<b>SECTION XIV. Natural or cultured pearls.....</b>	<b>6475</b>	<b>789236</b>	<b>2154</b>	<b>808705</b>
71. Natural or cultured pearls, precious or semi- precious stones, precious metals, metals clad with precious metal and articles thereof; imitation jewellery; coin.....	6475	789236	2154	808705
<b>SECTION XV. Base metals and articles.....</b>	<b>5439239</b>	<b>140044650</b>	<b>4373530</b>	<b>137634348</b>
72. Iron and steel .....	4539233	92634906	3325358	54301087
73. Articles of iron or steel .....	583594	27443807	519360	19959077

**11.9. WEIGHT AND VALUE OF IMPORTS AND EXPORTS BY SECTIONS<sup>(1)</sup> AND CHAPTERS OF CUSTOMS TARIFFS, THE YEAR 1393 (continued)**
**(ton; mln rials)**

Section and chapter <sup>(2)</sup>	Imports		Non-oil exports	
	Weight	Value	Weight	Value
74. Copper and articles thereof .....	6327	1050938	61470	11579811
75. Nickel and articles thereof .....	1920	1018477	//	43
76. Aluminium and articles thereof .....	194790	9266750	150367	8023530
78. Lead and articles thereof .....	647	63297	64111	3394036
79. Zinc and articles thereof .....	4317	314143	81805	4030497
80. Tin and articles thereof .....	1156	670949	166308	36106159
81. Other base metals; cermets; articles thereof .....	2476	343741	34	1047
82. Tools, implements; cutlery, spoons and forks of base metal; parts thereof .....	29197	3102291	475	29221
83. Miscellaneous articles of base metal .....	75582	4135351	4242	209840
<b>SECTION XVI. Machinery and mechanical appliances.....</b>	<b>1562753</b>	<b>371766723</b>	<b>167897</b>	<b>22652920</b>
84. Nuclear reactors, boilers, machinery and mechanical appliances; parts thereof .....	1130851	254641732	118664	13573609
85. Electrical machinery and equipment and parts thereof; sound recorders and reproducers, television image and sound recorders and reproducers, and parts and accessories of such articles.....	431902	117124991	49233	9079311
<b>SECTION XVII. Vehicles, aircraft<sup>(3)</sup>.....</b>	<b>465519</b>	<b>112488200</b>	<b>112048</b>	<b>10017111</b>
86. Railway or tramway locomotives, rolling-stock and parts thereof; railway or tramway track fixtures and fittings and parts mechanical (including electro-mechanical ) traffic signalling equipment of all kinds.....	38342	11319712	638	28926
87. Vehicles other than railway or tramway rolling - stock, and parts and accessories thereof .....	423119	100971534	65160	7982690
88. Aircraft, spacecraft, and parts thereof <sup>(3)</sup> .....	...	...	...	...
89. Ships, boats and floating structures .....	4058	196954	46250	2005495
<b>SECTION XVIII. Optical, photographic, cinematographic..</b>	<b>25922</b>	<b>32130465</b>	<b>1600</b>	<b>1216047</b>
90. Optical, photographic, cinematographic, measuring, checking, precision, medical or surgical instruments and apparatus; parts and thereof accessories .....	22172	30508705	853	1164337



**11.9. WEIGHT AND VALUE OF IMPORTS AND EXPORTS BY SECTIONS<sup>(1)</sup> AND CHAPTERS OF CUSTOMS TARIFFS, THE YEAR 1393 (continued)** (ton; mln rials)

Section and chapter <sup>(2)</sup>	Imports		Non-oil exports	
	Weight	Value	Weight	Value
91. Clocks and watches and parts thereof .....	2393	1525159	562	28967
92. Musical instruments; parts and accessories of such articles ..	1357	96601	185	22743
<b>SECTION XIX. Arms and ammunition; parts<sup>(3)</sup> .....</b>	...	...	...	...
93. Arms and ammunition; parts and accessories thereof <sup>(3)</sup> .....	...	...	...	...
<b>SECTION XX. Miscellaneous manufactured articles .....</b>	<b>84840</b>	<b>6822856</b>	<b>15771</b>	<b>1330632</b>
94. Furniture; bedding, mattresses, mattress supports, cushions and similar stuffed furnishings; lamps and lighting fittings, not elsewhere specified or included; illuminated signs, illuminated name plates and the like; prefabricated buildings.....	30541	2435178	11063	973327
95. Toys, games and sports requisites; parts and accessories, thereof.....	25842	1981587	1715	109943
96. Miscellaneous manufactured articles.....	28457	2406091	2993	247362
<b>SECTION XXI. Works of art, collectors pieces and antiques.....</b>	<b>194520</b>	<b>40667786</b>	<b>6079</b>	<b>1207717</b>
97. Works of art, collectors' pieces and antiques.....	15	1698	20	3335
98. Unassembled C.K.D. articles of road construction machinery, cars and other machinery .....	194505	40666088	6059	1204382
Not specified and not stated.....	...	...	...	...

1. See introduction of this chapter for more information on the complete title of sections.

2. Chapters 77 and 99 have been designed for future Customs Administration needs.

3. Difference between the total and the parts is due to inclusion of Chapters 36, 88, 93 in the total.

Source: Iran Customs Administration.

### 11.10. TRANSACTIONS REGISTERED IN NOTARY PUBLICS AND LAND REGISTRATION OFFICES

Year and Ostan	Sale		Revocable immovable transaction with retrievable right	Letter of attorney				Peace pact	Pawn
	Movable	Im-movable		Sale of real estate	Vehicle sale	Other	Total		
<b>1393</b> .....	<b>3034740</b>	<b>1372570</b>	<b>5860</b>	<b>637885</b>	<b>1046902</b>	<b>5823736</b>	<b>7508523</b>	<b>201834</b>	<b>842877</b>
East Azarbayejan ...	149999	68029	65	37939	91207	224649	353795	10823	52248
West Azarbayejan..	138569	31294	43	15716	39901	183205	238822	3929	20220
Ardebil.....	49450	23238	42	12661	15992	90731	119384	3634	21408
Esfahan .....	230731	110457	310	46475	44969	433598	525042	18074	53318
Alborz.....	118991	47049	75	19399	84341	153538	257278	5429	21833
Ilam.....	2816	8431	51	3632	2290	15683	21605	129	7075
Bushehr.....	13927	22770	140	12538	7066	81622	101226	1005	17969
Tehran.....	951754	366543	744	146707	340498	1631619	2118824	60711	194253
Chaharmahal & Bakhtiyari .....	32466	9188	37	5278	6318	57317	68913	4570	7110
South Khorasan.....	10027	8180	54	4190	3910	24686	32786	451	6575
Khorasan-e- Razavi	266876	72918	152	42036	63981	439210	545227	10142	48052
North Khorasan.....	20040	12300	0	4025	5844	23783	33652	558	9707
Khuzestan .....	64000	75918	661	44749	29596	246374	320719	1511	43559
Zanjan.....	38306	17718	17	7306	14786	44677	66769	1010	10391
Semnan .....	27349	18212	61	6053	5964	38267	50284	2830	12153
Sistan & Baluchestan.....	24582	13797	248	10063	8677	91011	109751	1314	6974
Fars .....	124731	83438	46	40190	37162	368793	446145	7048	58969
Qazvin.....	51048	26683	74	10491	24809	79671	114971	5108	19411
Qom .....	46968	22038	28	12307	9504	118698	140509	2527	7883
Kordestan.....	50666	16699	52	13633	18528	80672	112833	1463	11261
Kerman .....	55006	31867	37	18628	12310	167991	198929	3807	22933
Kermanshah.....	55406	23203	196	13356	15789	134486	163631	496	14286
Kohgiluyeh & Boyerahmad.....	3253	8297	354	6926	1814	53424	62164	279	5555
Golestan.....	46700	24014	398	10239	8976	108407	127622	3800	14956
Gilan .....	91035	47825	43	20695	48102	145040	213837	20676	42152
Lorestan .....	35696	20297	318	11136	11930	95966	119032	1180	17824
Mazandaran .....	137786	69846	311	21636	25895	296756	344287	14796	39239
Markazi.....	52595	21108	152	8160	17428	104188	129776	3924	14747
Hormozgan .....	32338	20704	92	11082	12927	115335	139344	7776	12662
Hamedan.....	66395	22129	879	9598	21970	92214	123782	1367	18739
Yazd.....	45234	28380	180	11041	14418	82125	107584	1467	9415

### 11.10. TRANSACTIONS REGISTERED IN NOTARY PUBLICS AND LAND REGISTRATION OFFICES (continued)

Year and Ostan	Rental	Estate distribution letter	Cancellation	Confession certificate	Warranty	Letter of satisfaction	Other	Total transactions
<b>1393</b> .....	<b>235146</b>	<b>25813</b>	<b>6395</b>	<b>575708</b>	<b>1611523</b>	<b>537435</b>	<b>133036</b>	<b>16091460</b>
East Azarbayejan .....	6008	336	287	30115	94449	40371	9780	816305
West Azarbayejan.....	5216	159	281	9886	92176	19852	4493	564940
Ardebil.....	4641	395	79	5370	30263	10615	2255	270774
Esfahan .....	11876	1539	563	26362	75720	44875	8039	1106906
Alborz.....	2912	659	124	20368	17963	12753	2331	507765
Ilam.....	292	39	16	3891	19825	3623	924	68717
Bushehr.....	4033	159	250	13849	27600	8230	4051	215209
Tehran.....	36624	12292	1199	132325	176594	75095	18658	4145616
Chaharmahal & Bakhtiyari .....	2795	178	74	5877	15634	5359	2376	154577
South Khorasan.....	2190	160	39	2873	21591	3133	668	88727
Khorasan-e- Razavi.....	44677	1283	289	48760	113903	34197	12207	1198683
North Khorasan.....	2746	214	45	2381	14640	3767	1775	101825
Khuzestan .....	8027	531	236	57771	120753	44252	7033	744971
Zanjan.....	3914	300	110	4276	16197	4142	2178	165328
Semnan .....	6517	388	143	3731	14763	5337	1220	142988
Sistan & Baluchestan.....	2042	153	39	14087	46009	7367	1225	227588
Fars .....	20188	1263	476	34368	149962	36546	11140	974320
Qazvin.....	4647	852	177	11370	20518	8196	2392	265447
Qom .....	3620	189	174	7601	22830	8277	1583	264227
Kordestan.....	1759	330	64	11191	37101	9951	2348	255718
Kerman .....	11713	375	261	11212	70232	20087	4910	431369
Kermanshah.....	8377	223	103	18333	71416	14843	4291	374804
Kohgiluyeh & Boyerahmad.....	376	73	46	3849	25420	4946	1375	115987
Golestan.....	5829	435	82	12887	32947	9694	2568	281932
Gilan .....	9113	821	236	25277	67361	32705	3062	554143
Lorestan .....	4242	175	174	11534	41059	11649	1675	264855
Mazandaran .....	7190	1113	238	21345	61028	20605	11414	729198
Markazi.....	3202	476	141	7595	17499	9185	2719	263119
Hormozgan .....	1366	151	62	7679	50957	10250	895	284276
Hamedan.....	4624	316	54	5729	22099	8047	1402	275562
Yazd.....	4390	236	333	3816	23014	9486	2049	235584

Source: State Organization for Registration of Deeds and Properties.

**11.11. GENERAL CHARACTERISTICS OF COOPERATIVES SUPPLYING PRODUCERS  
REQUIREMENTS AT THE END OF THE YEAR**

Description	Number	Members	Employees	Capital (mln rials)
<b>Registered cooperatives<sup>(1)</sup></b>				
1375.....	1766	259709	17547	457263
1380.....	2766	355354	29765	709888
1385.....	3716	391953	41393	920201
1389.....	3798	383833	48135	1044291
1390 <sup>(2)</sup> .....	3848	242770	48463	779252
1391.....	3875	407889	49514	801467
1392.....	3934	400010	57344	803184
<b>1393.....</b>	<b>3947</b>	<b>407113</b>	<b>57950</b>	<b>931841</b>
<b>Cooperatives under establishment</b>				
1375 <sup>(3)</sup> .....	12	709	103	9012
1380.....	95	3197	766	12337
1385.....	353	8857	2984	23870
1389 <sup>(4)</sup> .....	32	862	471	1824
1390.....	23	633	439	475
1391.....	56	1163	1052	1383
1392 <sup>(4)</sup> .....	1	7	7	660
<b>1393.....</b>	<b>1</b>	<b>7</b>	<b>7</b>	<b>40</b>
<b>Cooperatives in operation</b>				
1375 <sup>(3)</sup> .....	854	205097	12712	437855
1380.....	1489	274212	20666	518062
1385.....	2084	299904	28186	713873
1389.....	2059	257358	31027	801529
1390.....	1838	230784	25230	531565
1391.....	1678	241499	23452	544812
1392.....	1647	231388	31109	634244
<b>1393.....</b>	<b>1640</b>	<b>243825</b>	<b>35671</b>	<b>961217</b>

**11.11. GENERAL CHARACTERISTICS OF COOPERATIVES SUPPLYING PRODUCERS  
REQUIREMENTS AT THE END OF THE YEAR (continued)**

Description	Number	Members	Employees	Capital (mln rials)
East Azarbayejan.....	131	13444	1564	21827
West Azarbayejan.....	40	3566	886	14171
Ardebil.....	3	48	154	5
Esfahan.....	127	24079	6924	112427
Alborz.....	19	2105	1141	6639
Ilam.....	8	145	45	8974
Bushehr.....	42	5330	852	24369
Tehran.....	178	30297	7800	393704
Chaharmahal & Bakhtiari.....	17	745	431	877
South Khorasan.....	23	3346	185	7932
Khorasan-e-Razavi.....	177	19767	1465	82736
North Khorasan.....	14	1031	124	981
Khuzestan.....	53	5622	1357	6352
Zanjan.....	15	811	59	2036
Semnan.....	27	1637	531	9195
Sistan & Baluchestan.....	80	6868	1720	2404
Fars.....	98	12191	2088	15509
Qazvin.....	11	1488	120	16524
Qom.....	15	1684	102	24187
Kordestan.....	45	2907	278	1677
Kerman.....	74	72100	615	22339
Kermanshah.....	35	1480	1560	647
Kohgiluyeh & Boyerahmad.....	2	67	67	109
Golestan.....	33	2702	454	20080
Gilan.....	43	2590	401	4722
Lorestan.....	37	1304	164	2296
Mazandaran.....	132	10363	1384	23914
Markazi.....	24	1673	105	2372
Hormozgan.....	72	5881	2614	2493
Hamedan.....	19	2839	150	2687
Yazd.....	46	5715	331	127032

1. Including cooperatives in operation, out of operation and under establishment.

2. Revised figures.

3. Including cooperatives meeting needs of services.

4. Reduction in the number of cooperatives under establishment in the year 1389 and 1392 is due to changes in their status as in- operation or out of operation.

Source: Ministry of Cooperatives, Labor and Social Welfare

**11.12. GENERAL CHARACTERISTICS OF COOPERATIVES SUPPLYING CONSUMERS REQUIREMENTS AT THE END OF THE YEAR**

Description	Number	Members	Employees	Capital (mln rials)
<b><i>Registered cooperatives<sup>(1)</sup></i></b>				
1375 .....	8556	6079526	88940	6244688
1380 .....	9647	7453537	94861	7642911
1385 .....	10486	7837758	100013	7769099
1389 .....	11056	7737439	179274	11386822
1390 <sup>(2)</sup> .....	11112	8576540	150938	11359527
1391 .....	11128	8284346	183059	9749822
1392 .....	11109	8450517	207817	11048403
<b>1393 .....</b>	<b>11124</b>	<b>8080618</b>	<b>205388</b>	<b>9400809</b>
<b><i>Cooperatives under establishment</i></b>				
1375 .....	21	6033	91	4533
1380 .....	33	10208	399	5183
1385 .....	150	26299	1108	11817
1389 .....	29	3105	396	2582
1390 <sup>(2)</sup> .....	18	1753	209	630
1391 .....	27	59037	806	4573
1392 .....	0	0	0	0
<b>1393 .....</b>	<b>5</b>	<b>1142</b>	<b>54</b>	<b>440</b>
<b><i>Cooperatives in operation</i></b>				
1375 .....	4931	4791501	79972	13311274
1380 .....	5794	6052015	85109	15397452
1385 .....	6421	6425123	89620	15511013
1389 .....	6243	5981870	161579	11029921
1390 <sup>(2)</sup> .....	5824	5987973	124309	8531379
1391 .....	5276	5843387	156063	7452952
1392 .....	5078	5893439	176870	10436563
<b>1393 .....</b>	<b>4939</b>	<b>5687272</b>	<b>172579</b>	<b>8743327</b>

**11.12. GENERAL CHARACTERISTICS OF COOPERATIVES SUPPLYING CONSUMERS  
REQUIREMENTS AT THE END OF THE YEAR (continued)**

Description	Number	Members	Employees	Capital (mln rials)
East Azarbayejan .....	263	276834	7926	435992
West Azarbayejan.....	107	206094	5069	221016
Ardebil.....	65	78054	225	19201
Esfahan .....	255	243089	4252	888615
Alborz.....	63	64757	1770	15104
Ilam.....	37	72477	356	8855
Bushehr.....	64	208598	11330	13742
Tehran.....	1407	1143938	83690	1331650
Chaharmahal & Bakhtiari.....	43	7816	378	10124
South Khorasan.....	61	58479	385	29671
Khorasan-e-Razavi .....	405	517180	6611	3586750
North Khorasan.....	42	65272	257	9055
Khuzestan .....	160	673471	2447	85323
Zanjan.....	69	35682	1661	32907
Semnan .....	51	25303	4728	24643
Sistan & Baluchestan.....	173	115755	3354	699983
Fars .....	213	340928	11965	103247
Qazvin.....	44	47471	333	15499
Qom .....	37	95029	373	23021
Kordestan.....	101	105332	358	38362
Kerman .....	183	110117	2514	42756
Kermanshah.....	114	71501	754	31815
Kohgiluyeh & Boyerahmad.....	44	20591	608	2549
Golestan.....	74	128017	1886	39872
Gilan .....	124	92317	2822	591612
Lorestan .....	130	25569	2172	10721
Mazandaran .....	242	263143	8681	245399
Markazi.....	80	53219	593	18661
Hormozgan .....	119	419796	3510	38323
Hamedan.....	64	61702	837	65088
Yazd.....	105	59741	734	63771

1. Including cooperatives in operation, out of operation and under establishment.

2. Revised figures.

Source: Ministry of Cooperatives, Labor and Social Welfare.

### 11.13. GENERAL CHARACTERISTICS OF SERVICES COOPERATIVES AT THE END OF THE YEAR

Description	Number	Members	Employees	Capital (mln rials)
<i>Registered cooperatives<sup>(1)</sup></i>				
1375 .....	2359	80814	28838	257337
1380 .....	16721	339405	171622	1391322
1385 .....	22644	513914	256017	1620357
1389 .....	40580	698449	438683	8710997
1390 .....	44651	688242	469056	16777980
1391 .....	47646	839818	528206	11392051
1392 .....	49981	881040	571519	10580400
<b>1393</b> .....	<b>51705</b>	<b>897120</b>	<b>602657</b>	<b>11292963</b>
<i>Cooperatives under establishment</i>				
1375 .....	45	699	351	3414
1380 .....	455	10717	3779	31872
1385 .....	4630	58858	69699	333663
1389 .....	6471	76304	57814	437723
1390 .....	6158	69472	60304	290195
1391 .....	8070	98903	99731	524342
1392 .....	6958	105800	86571	819923
<b>1393</b> .....	<b>6693</b>	<b>91904</b>	<b>85642</b>	<b>861015</b>
<i>Cooperatives in operation</i>				
1375 .....	1097	59965	22486	224495
1380 .....	4349	155084	61560	622878
1385 .....	12027	374932	139311	1038594
1389 .....	21350	448441	225480	7627740
1390 .....	21144	470775	216980	10174499
1391 .....	20417	493852	218737	9929415
1392 .....	20963	491665	250240	8565491
<b>1393</b> .....	<b>20506</b>	<b>490999</b>	<b>258486</b>	<b>8984921</b>



### 11.13. GENERAL CHARACTERISTICS OF SERVICES COOPERATIVES AT THE END OF THE YEAR (continued)

Description	Number	Members	Employees	Capital (mln rials)
East Azarbayejan.....	1265	29298	12997	243676
West Azarbayejan .....	433	9342	6057	68849
Ardebil .....	454	4697	3996	36280
Esfahan.....	573	15693	6212	182935
Alborz .....	210	9378	3829	75592
Ilam .....	359	2709	1873	24702
Bushehr .....	683	10231	17734	41887
Tehran .....	1705	145120	39217	2181418
Chaharmahal & Bakhtiari .....	383	3745	2961	19742
South Khorasan .....	323	3837	2373	17563
Khorasan-e-Razavi.....	2228	54922	37374	495264
North Khorasan .....	388	7783	4531	51877
Khuzestan.....	1081	17884	20324	897969
Zanjan .....	446	16999	4036	78912
Semnan.....	196	1887	1941	58879
Sistan & Baluchestan .....	513	5767	6915	62535
Fars.....	1360	20801	14326	199521
Qazvin .....	80	1317	707	39142
Qom.....	181	4157	2429	111820
Kordestan .....	349	5179	2483	26560
Kerman.....	1017	12030	7472	493974
Kermanshah .....	599	5933	6181	51827
Kohgiluyeh & Boyerahmad .....	378	3110	2985	13502
Golestan .....	633	9867	5412	353620
Gilan.....	621	10944	5273	229156
Lorestan.....	695	9206	6705	352777
Mazandaran.....	1257	33626	12635	179635
Markazi .....	362	7759	2548	110584
Hormozgan.....	802	8725	8204	48646
Hamedan .....	362	4339	3735	15657
Yazd .....	570	14714	5021	2220420

1. Including cooperatives in operation, out of operation and under establishment

Source: Ministry of Cooperatives, Labor and Social Welfare .

### 11.14. GENERAL CHARACTERISTICS OF DIFFERENT TYPES OF COOPERATIVES UNIONS AT THE END OF THE YEAR

Description	Number	Member cooperatives	Employees	Capital (mln rials)
<b>Registered cooperatives unions<sup>(1)</sup></b>				
1375.....	246	7563	779	24461
1380.....	418	16378	2002	965539
1385.....	643	28307	6250	1148485
1389.....	980	42710	9263	1168988
1390.....	1048	44730	9930	1571876
1391.....	1084	940173	10566	54480064
1392.....	1121	52456	11908	1903109
<b>1393.....</b>	<b>1138</b>	<b>160371</b>	<b>12765</b>	<b>2438393</b>
<b>Cooperatives unions under establishment</b>				
1375.....	6	128	9	219
1380.....	45	535	355	973
1385.....	100	2495	827	33571
1389.....	11	98	69	425
1390.....	8	68	56	90
1391.....	0	0	0	0
1392.....	1	13	4	130
<b>1393.....</b>	<b>0</b>	<b>0</b>	<b>0</b>	<b>0</b>
<b>Cooperatives unions in operation</b>				
1375.....	189	6410	762	23013
1380.....	308	14776	1560	963201
1385.....	415	23862	4731	1110622
1389.....	678	31319	6496	987731
1390.....	645	58809	5837	1224996
1391.....	644	33597	5828	1355133
1392.....	623	41523	6943	1480467
<b>1393.....</b>	<b>594</b>	<b>148070</b>	<b>7330</b>	<b>2072114</b>
Agricultural <sup>(2)</sup> .....	118	3065	1952	27006
Mining <sup>(2)</sup> .....	6	66	22	353
Hand-woven carpet.....	18	114051	115	2252
Housing <sup>(2)</sup> .....	175	10251	1554	66333
Manufacturing <sup>(2)</sup> .....	35	361	845	10339
Producer's supply.....	45	955	456	688752
Customer's supply.....	81	17176	1471	748288
Transportation <sup>(2)</sup> .....	33	692	154	318373
Services.....	74	1065	721	191583
Construction.....	3	242	9	1037
Credit.....	6	146	31	17798

1. Including cooperatives in operation, out of operation and under establishment.

2. Detailed statistics of related cooperatives appear in Chapters of "Agriculture, forestry and fisheries", "Mining and Quarrying", "Manufacturing", "Construction and Housing" and "Transportation, Storage and Communications".

Source: Ministry of Cooperatives

**11.15. GENERAL CHARACTERISTICS OF RURAL COOPERATIVES AT THE END OF THE YEAR**  
(1000 persons-mln rials)

Year and Ostan	Number	Members	Capital	Legal reserves
1375 .....	2983	4411	212376	59845
1380 .....	2947	4444	357404	140229
1385 .....	2937	4570	544488	440765
1389 .....	2864	4485	1421399	741693
1390 .....	2853	4432	1493215	780621
1391 .....	2795	4395	1668914	1218956
1392 .....	2769	4326	1809554	1086323
<b>1393 .....</b>	<b>2772</b>	<b>4315</b>	<b>2020146</b>	<b>1101694</b>
East Azarbayejan .....	175	214	81620	39576
West Azarbayejan.....	142	356	162963	69633
Ardebil.....	81	82	25730	13380
Esfahan .....	148	231	185284	56643
Alborz.....	13	22	25487	11826
Ilam.....	36	41	14684	12311
Bushehr.....	32	74	32800	5160
Tehran.....	48	59	188741	69757
Chaharmahal & Bakhtiari.....	55	88	33052	6937
South Khorasan.....	57	97	29737	15553
Khorasan-e-Razavi .....	222	305	132828	118213
North Khorasan.....	60	68	22561	12515
Khuzestan .....	97	199	53857	125083
Zanjan.....	61	101	47134	69907
Semnan .....	38	41	9496	6384
Sistan & Baluchestan.....	52	213	50701	13872
Fars .....	180	310	86089	99697
Qazvin.....	48	68	20180	7552
Qom .....	11	13	8164	6875
Kordestan.....	93	163	71568	28311
Kerman .....	148	172	28086	19494
Kermanshah.....	107	132	56752	31509
Kohgiluyeh & Boyerahmad.....	28	76	10662	5468
Golestan.....	68	74	69054	48104
Gilan .....	149	279	39990	29561
Lorestan .....	132	104	55332	23974
Mazandaran .....	183	280	332656	59571
Markazi.....	91	82	28790	50832
Hormozgan .....	58	117	13511	4629
Hamedan.....	120	182	58470	17560
Yazd.....	39	72	44167	21807

Source: Central Organization of Rural Cooperatives.

**11.16. GENERAL CHARACTERISTICS OF RURAL COOPERATIVES FOR THE FEMALE AT THE END OF THE YEAR**
**( persons-mln rials)**

Year and Ostan	Number	Members	Capital	Legal reserves
1375 .....	-	-	-	-
1380 .....	131	28033	2793	434
1385 .....	209	50038	7743	3178
1389 .....	311	60520	15245	12291
1390 .....	314	81930	15544	14307
1391 .....	312	60551	19373	19839
1392 .....	306	58986	20522	18865
<b>1393 .....</b>	<b>301</b>	<b>58034</b>	<b>22258</b>	<b>24141</b>
East Azarbayejan .....	7	2377	766	503
West Azarbayejan .....	11	1062	310	652
Ardebil .....	7	1246	323	101
Esfahan .....	13	2231	2088	1320
Alborz .....	3	158	94	0
Ilam .....	5	1491	675	268
Bushehr .....	6	379	46	21
Tehran .....	3	963	86	111
Chaharmahal & Bakhtiari .....	14	4373	1285	1050
South Khorasan .....	19	2837	1545	903
Khorasan-e-Razavi .....	30	5155	1528	2463
North Khorasan .....	2	191	18	62
Khuzestan .....	11	4511	1321	3196
Zanjan .....	2	385	85	111
Semnan .....	16	1397	1641	698
Sistan & Baluchestan .....	3	763	239	74
Fars .....	30	5670	1329	1483
Qazvin .....	6	309	340	172
Qom .....	4	531	56	650
Kordestan .....	3	384	41	14
Kerman .....	27	3966	480	2998
Kermanshah .....	15	2448	707	665
Kohgiluyeh & Boyerahmad .....	7	5395	734	365
Golestan .....	8	1528	2104	1756
Gilan .....	9	2089	595	607
Lorestan .....	8	1023	307	812
Mazandaran .....	11	1425	2099	2209
Markazi .....	10	1175	1068	655
Hormozgan .....	6	1846	198	26
Hamedan .....	3	394	114	41
Yazd .....	2	322	34	152

*Source: Central Organization of Rural Cooperatives.*

**11.17. GENERAL CHARACTERISTICS OF RURAL COOPERATIVES UNITS AT THE END OF THE YEAR** (mln rials)

Year and Ostan	Number	Members	Capital	Legal reserves
1375 .....	232	2975	63608	48795
1380 .....	255	3004	117504	141472
1385 .....	278	3012	226301	341046
1389 .....	301	2997	299608	580438
1390 .....	301	2932	404199	632012
1391 .....	303	2895	483633	689432
1392 .....	298	2860	593508	806434
<b>1393 .....</b>	<b>296</b>	<b>2772</b>	<b>631581</b>	<b>839627</b>
East Azarbayejan .....	16	177	63874	36553
West Azarbayejan .....	17	145	73430	31264
Ardebil .....	9	81	10536	15458
Esfahan .....	20	151	93408	56823
Alborz .....	2	13	1101	3504
Ilam .....	5	48	2484	5851
Bushehr .....	4	32	5541	3074
Tehran .....	8	45	15197	16530
Chaharmahal & Bakhtiyari .....	5	62	6991	10510
South Khorasan .....	7	56	8995	7913
Khorasan-e-Razavi .....	24	234	59724	60825
North Khorasan .....	6	60	5446	15038
Khuzestan .....	17	110	49090	222420
Zanjan .....	1	25	24375	9
Semnan .....	4	38	4122	9475
Sistan & Baluchestan .....	8	50	13303	8922
Fars .....	25	214	26368	103598
Qazvin .....	3	48	8502	9412
Qom .....	0	0	0	0
Kordestan .....	9	93	13782	17189
Kerman .....	15	129	7288	22967
Kermanshah .....	12	107	22150	17174
Kohgiluyeh & Boyerahmad .....	6	30	2381	5875
Golestan .....	9	66	18830	30648
Gilan .....	15	153	17881	22337
Lorestan .....	10	134	20925	18295
Mazandaran .....	13	183	13594	22868
Markazi .....	8	90	6536	33002
Hormozgan .....	7	58	2634	4428
Hamedan .....	8	120	10911	24890
Yazd .....	3	20	22182	2775

Source: Central Organization of Rural Cooperatives.

**11.18. WEIGHT OF SELECTED SURPLUS CROPS PURCHASED FROM FARMERS BY RURAL COOPERATIVES (ton)**

Crop	1375	1380	1385	1389	1390	1391	1392	1393
Wheat.....	4558928	4645301	3120200	216218	486098	745565	657561	2771040
Barley .....	23457	31643	45849	136861	192110	244068	280106	302088
Rice and paddy .....	4599	92816	2058	11007	12499	24927	17117	39859
Grains .....	2506	288	2942	3034	3908	3194	4340	11948
Cotton (lint) .....	0	28967	6279	9370	11919	10842	20565	17288
Fruits, vegetables and summer crops.....	2878	292809	3968	51481	67069	83875	104914	436022
Citrus fruits.....	2274	12653	514	5517	27200	31798	21159	59002
Dates .....	5227	19427	2034	9877	4951	7538	9831	25913
Oil seeds .....	-	0	431748	156526	121520	96192	125210	183931
Onions.....	-	271968	5995	3143	159145	99481	10241	9792
Potatoes.....	-	155040	134735	11796	24887	42423	27176	38827

Source: Central Organization of Rural Cooperatives.

**11.19. NUMBER OF THE NATION'S ACCOMMODATIONS<sup>(1)</sup> BY CLASS**

Year and Ostan	Total	Hotel					Other			
		5-Star	4-Star	3-Star	2-Star	1-Star	Inn	Apartment hotel	Accommodation complex	Lodging house
1375 .....	2183	9	16	55	183	188	1696	36	...	...
1380 .....	2523	11	38	80	228	219	1782	95	70	...
1385 .....	1808	...	...	...	...	...	1492	316	...	...
1389 .....	1672	...	...	...	...	...	1315	357	...	...
1390 .....	3034	21	78	708	867	1360	000	000	...	...
1391 .....	5251	23	77	735	868	1293	1508	525	...	222
1392 .....	5173	23	87	825	852	1162	1437	543	...	244
<b>1393 .....</b>	<b>3343</b>	<b>28</b>	<b>85</b>	<b>244</b>	<b>318</b>	<b>357</b>	<b>1436</b>	<b>557</b>	<b>93</b>	<b>225</b>
East Azarbayejan ....	108	2	1	4	10	18	67	6	0	0
West Azarbayejan ...	94	0	4	3	12	13	59	0	3	0
Ardebil .....	216	0	1	6	10	11	101	87	0	0
Esfahan .....	158	1	4	22	18	39	63	11	0	0
Alborz .....	28	0	0	3	3	6	4	5	0	7
Ilam .....	19	0	0	1	4	7	7	0	0	0
Bushehr .....	27	0	0	1	3	4	12	7	0	0
Tehran .....	338	5	11	22	28	30	103	23	0	116
Chaharmahal & Bakhtiyari .....	21	0	0	2	1	9	6	3	0	0
South Khorasan .....	21	0	0	3	1	3	14	0	0	0
Khorasan-e-Razavi ..	1027	8	15	48	45	52	504	287	1	67
North Khorasan .....	19	0	0	3	2	2	11	0	0	1
Khuzestan .....	64	0	4	14	7	11	24	3	1	0
Zanjan .....	26	0	1	2	2	2	16	2	1	0
Semnan .....	16	0	1	3	3	2	6	1	0	0
Sistan & Baluchestan .....	41	0	3	1	7	3	25	2	0	0
Fars .....	200	3	7	14	18	7	134	12	4	1
Qazvin .....	20	0	0	1	2	3	14	0	0	0
Qom .....	81	0	3	2	8	10	38	20	0	0
Kordestan .....	53	0	1	5	9	9	27	0	2	0
Kerman .....	65	1	2	4	12	5	32	2	0	7
Kermanshah .....	47	1	2	7	11	3	21	1	0	1
Kohgiluyeh & Boyerahmad .....	15	0	2	0	2	0	6	2	0	3
Golestan .....	49	0	1	3	11	8	13	0	1	12
Gilan .....	218	2	7	27	23	21	47	20	71	0
Lorestan .....	31	0	1	5	6	7	9	1	2	0
Mazandaran .....	178	1	6	21	25	44	19	52	6	4
Markazi .....	18	1	1	5	4	2	5	0	0	0
Hormozgan .....	49	3	1	4	10	6	17	7	1	0
Hamedan .....	30	0	2	1	4	2	19	2	0	0
Yazd .....	66	0	4	7	17	18	13	1	0	6

1. Before the year 1393, including hotels, apartment hotels, lodging houses, inns, complexes, camps, waterside cottages, and motels.

Source: Ministry of Culture and Islamic Guidance;

**11.20. BEDS IN ACCOMMODATION CAPACITIES<sup>(1)</sup> BY CLASS**

Year	Total accommodation facilities		Hotel <sup>(2)</sup>									
			5- star		4 - star		3-star		2-star		1- star	
	Room	Bed	Room	Bed	Room	Bed	Room	Bed	Room	Bed	Room	Bed
1375 ....	23897	48879	2421	4841	2016	3969	4690	9259	7104	13706	5113	9883
1380 ....	27889	57661	2243	4489	3794	7589	5936	11872	8418	17037	5028	10456
1385 ....	29141	60279	2670	7059	4673	9597	7262	15506	8457	17543	5060	10524
1389 ....	76120	202679	...	...	...	...	...	...	...	...	...	...
1390 ....	81999	221410	...	9451	...	17515	...	56783	...	53409	...	72456
1391 ....	82077	215379	...	10206	...	16614	...	60367	...	53267	...	70943
1392 ....	82507	216396	...	10775	...	19844	...	64062	...	51727	...	59694
<b>1393 ....</b>	<b>84499</b>	<b>231647</b>	<b>5736</b>	<b>12511</b>	<b>7758</b>	<b>17810</b>	<b>12310</b>	<b>32087</b>	<b>10062</b>	<b>24232</b>	<b>7957</b>	<b>19361</b>

Year	Other							
	Inn		Apartment hotel		Accommodating complex		Lodging house	
	Room	Bed	Room	Bed	Room	Bed	Room	Bed
1375 .....	<sup>(3)</sup> 32273	<sup>(3)</sup> 105660	967	2294	...	...	...	...
1380 .....	<sup>(3)</sup> 33433	<sup>(3)</sup> 100069	344	5603	...	...	...	...
1385 .....	27882	75158	6637	14906	...	...	...	...
1389 .....	27609	74454	7711	19138	...	...	...	...
1390 .....	27810	76927	9731	23581	...	...	...	...
1391 .....	28011	79400	10225	29025	...	...	1501	7847
1392 .....	25674	72555	11129	30222	...	...	1317	6929
<b>1393 .....</b>	<b>23191</b>	<b>73259</b>	<b>12256</b>	<b>33063</b>	<b>2140</b>	<b>5913</b>	<b>3089</b>	<b>13411</b>

1. Before the year 1393, including hotels, apartment hotels, lodging houses, inns, complexes, camps, waterside cottages, and motels.

2. Statistics related to tourism complexes and motels are included in the "Hotels" column.

3. Including the number of rooms and beds in the pilgrim houses.

Source: Ministry of Culture and Islamic Guidance.