

11

Trade & Hotels



This chapter presents statistics in two sections: "Domestic trade" and "Foreign trade".

Introduction

1. Domestic trade. The first survey of trade establishments was conducted in the cities of Tehran and Esfahan by the General Department of Public Statistics of the Ministry of the Interior in the years 1332 and 1336 respectively. Following the United Nations recommendations, General Department of Trade Statistics of the Ministry of Finance of the time conducted a survey in the year 1344, the results of which were disseminated. In the year 1345, General Department of Statistics of the Ministry of Economy of the time implemented pilot census of wholesale establishments in Tehran, the results of which were disseminated in 1346. Also, the mentioned Department collected and disseminated data relating to trade establishments in 250 cities of the country through sample surveys from the year 1346 to the year 1351. In connection with compilation of national accounts, the Central Bank of the Islamic Republic of Iran has collected trade statistics since years ago. The Statistical Centre of Iran executed two pilot sample surveys during the years 1355 and 1356, one in the city of Rasht and the other in Tehran, Zahedan, Kermanshah and Khorramshahr. In the 1355 and 1365 National Population and Housing Censuses and the 1370 Population Survey, statistics on nationwide trade establishments were collected.

In the late 1366 and the early 1367, survey of establishments engaged in the sale and purchase of commodities in urban areas was executed on a large scale by the SCI. Then, in the year 1369, statistical information on these establishments was collected in both urban and rural areas. In the year 1373, sample survey of trade establishments(place of selling and purchasing goods) was carried out.

Statistics on trade establishments presented in this yearbook were provided by using the results obtained from the 1381 General Census of Establishments including the number of establishments and average number of workers engaged in "wholesale trade, retail trade and repair of motor vehicles, and personal and household goods".

In addition, this chapter presents statistics for types of transactions registered in notary publics and land registration offices representing some of trade activities provided by the State Organization for Registration of Deeds and Properties.

Statistical data on urban and rural cooperatives included in the statistical yearbook have been obtained from related organizations since the years 1339 and 1342 respectively. Statistics on rural cooperatives and unions presented here are from the Central Organization of Rural Cooperatives, and statistics on other cooperatives are from the Ministry of Cooperatives

2. Foreign trade. Statistics on foreign trade of Iran have continuously been produced and disseminated since the year 1279. They are annually provided by Iran Customs Administration according to data in reports of incoming and out-going commodities released from the customs houses of the country.

The statistics presented in this chapter are from the Foreign Trade Statistics Yearbooks of the Islamic Republic of Iran. They comprise the volume of commercial exchanges, amount and value of commodities imported and exported, as well as the share of different countries in total imports and exports.

It should be noted that imports and exports value experienced increases in foreign trade tables from the years 1373 and 1381 on. One of the reasons for the increases is the dramatic changes in exchange rates.

Definitions and concepts

Cooperatives: see "Definitions and Concepts", Chapter 5.

Types of cooperatives operating in different sectors:

1. **Services cooperatives:** companies which are registered and established to provide services in one of service fields based on ISIC.

2. **Producers' supply cooperatives:** cooperatives composed of producing units, which are registered and established to meet their members' different needs.

3. **Consumers' supply cooperatives:** these cooperatives are engaged in procuring and supplying members with different kinds of commodities and appliances required, from inside the country or from abroad, in line with public benefits and reduction of prices and costs. They include employees' consumer co-ops, workers' consumer co-ops, local consumer co-ops, public consumer co-ops, borderers' co-ops, and distributive trade guilds' co-ops.

Cooperatives in operation: refers to a cooperative which is operational and has annual financial performance and produces outputs of goods or renders some services.

Cooperative unions: refers to combination of at least 7 cooperatives whose field of activities is similar and it is established and registered according to the regulations and the law of cooperative sector.

Legal reserves of rural cooperative unions: twenty percent of the annual revenues of rural cooperative companies and unions are considered as indivisible legal reserves.

Balance of trade: see Chapter 22, "Definitions and concepts".

Imports: refers to purchasing, barter exchange deals or grants of goods and services from a country to another one after customs clearance and observance of other regulations.

The following cases are not included with imports statistics:

- a. The goods which are subject to political legal exemptions included in Article 37 of the customs law approved on 30 Khordad 1350.
- b. Foreign transit goods, exported goods returned from foreign countries, transferred, cabotage¹ and temporary imports.
- c. Used personal goods which are not subject to the customs duties and commercial benefits.
- d. Fuel and oils for vehicles and aircraft.
- e. Used household goods of Iranians living abroad or foreign nationals which are released from the customs houses by special permits under Clause 6 of Article 37.
- f. Gifts to organizations and centres that are subject to exemptions from customs duties.
- g. Goods carried with passengers subject to Article 31.

Exports: refers to sales, barter, or gifts or grants, of goods and services from a country to another one after customs clearance and observance of other regulations.

The following cases are not included in exports statistics:

- a. Temporary exports.
- b. Cabotage¹.

¹ . is the transport of goods between two points in the same country by a vessel or an aircraft registered in another country

- c. Vehicle and aircraft fuel and oils.
- d. Goods carried with passengers subject to Article 32.

Also, the following items, exported by National Iranian Oil Company and National Iranian Gas Company are not included in non-oil exports and follow certain regulation for export:

- a. Crude oil
- b. Natural gas
- c. Fuel oil
- d. Burning oil
- e. Gas oil
- f. Gas distillations

Until the year 1374, commodities were classified according to Brussels Tariff Nomenclature approved on 30 Khordad 1350 in which subdivisions were made under general regulations of exports and imports of Iran.

As of 1375, the previous classification was replaced by the new international classification called H.S.(Harmonized Commodity Description and Coding System) which consists of 21 sections as follows:

Section I. Live animals; animal products.

Section II. Vegetable products.

Section III. Animal or vegetable fats and oils and their cleavage products; prepared edible fats; animal or vegetable waxes.

Section IV. Prepared foodstuffs; beverages, spirits and vinegar; tobacco and manufactured tobacco substitutes.

Section V. Mineral products.

Section VI. Products of the chemical or allied industries.

Section VII. Plastics and articles thereof; rubber and articles thereof.

Section VIII. Raw hides and skins, leather, furskins and articles thereof; saddlery and harness; travel goods, handbags and similar containers; articles of animal gut.

Section IX. Wood and articles of wood; wood charcoal; cork and articles of cork; manufactures of straw, of esparto or of other plaiting materials; basketware and wickerwork.

Section X. Pulp of wood or of other fibrous cellulosic materials; waste and scrap of paper or paperboard; paper and paperboard and articles there of.

Section XI. Textiles and textile articles.

Section XII. Footwear, headgear, umbrellas, sun umbrellas, walking-sticks, seat-sticks, whips, riding-crops and parts there of; prepared feathers and articles made there with; artificial flowers; articles of human hair.

Section XIII. Articles of stone, plaster, cement, asbestos, mica or similar materials; ceramic products; glass and glassware.

Section XIV. Natural or cultured pearls, precious or semi-precious stones, precious metals, metals clad with precious metals and articles thereof; imitation jewellery; coin

Section XV. Base metals and articles of base metals

Section XVI. Machinery and mechanical appliances; electrical equipment; parts there of; sound recorders and reproducers; television image and sound recorders and reproducers, and parts and accessories of such articles

Section XVII. Vehicles, aircraft, vessels and associated transport equipment

Section XVIII. Optical, photographic, cinematographic, measuring, checking, precision, medical or surgical instruments and apparatus; clocks and watches; musical instruments, parts and accessories there of.

Section XIX. Arms and ammunition; parts and accessories there of

Section XX. Miscellaneous manufactured articles

Section XXI. Works of art, collectors' pieces and antiques

Value of goods: value of imports and exports are determined according to C.I.F.¹ and F.O.B.²². respectively

¹. C.I.F. (Cost, Insurance and Freight).

². F.O.B. (Free On Board)

Accommodation: a place or a part of a place or a number of certain places in which a group of supervision of a single management and accounting unit for the provision of short- stay accommodation for visitors and other travelers as well as providing services and facilities. Accommodations which all people use are called "public accommodations" and those which are confined to the members of a certain organization are called "private accommodations". Even though the second accommodation of the households, such as apartments and private villas used by the household and family members and their friends are considered as tourism capacities, they are not taken into account as accommodations.

Class of accommodation: under certain regulations accommodations are divided into 6 classes: luxury or 5-star, 4-star, 3-star, 2- star, 1- star, super luxury and also a group is classified without star (first class, second class and third class) by construction, equipment and installation status and quality of services offered.

Accommodation capacity: the grand total of rooms and beds used by travellers in every accommodation facility for a certain period of time.

Selected information

In the year 1392, the volume of trade transactions amounted to 2003 thousand bln rials which increased by 48 percent in comparison to the preceding year. Out of the stated volume, 61 and 39 percents were related to imports and non-oil exports, respectively.

In the year 1392, a volume of 36 mln tons of different goods amounting to 1224 thousand bln rials were imported into country via customs terminals whose value increased by 47 percent in comparison to the preceding year. It should be noted that the maximum volume of imports by value at rials relates to the countries of UAE (22.0 percent out of total value), China (19.6 percent out of total value) and India (8.7 percent of total value). Moreover, in this year, 80 mln

production factors are working under control and

tons of various kinds of non-oil goods at the value of 779 thousand bln rials were exported abroad via customs terminals whose value increased by 49.5 percent in comparison to the preceding year. The highest volume of exports by value at rials relates to the countries of China, (23.7 percent out of total value), Iraq (19.0 percent out of total value) and UAE (11.6 percent out of total value).

In the year 1392, the number of accommodation facilities of the country was 3088 units (including 82507 rooms and 216396 beds).

11. 1. FOREIGN TRADE BALANCE**(mln USD)**

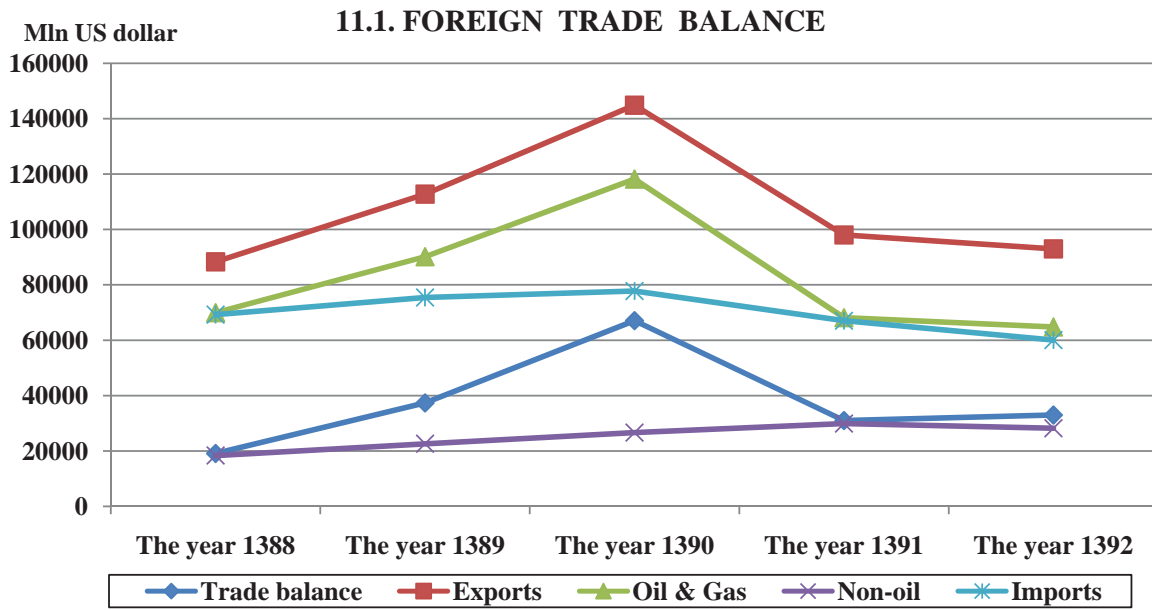
Description	1375	1380	1385	1388	1389	1390	1391*	1392*
<i>Trade balance</i>	7402	5775	26035	19079	37330	67069	30975	32968
<i>Exports</i>	22391	23904	76055	88326	112788	144874	98033	93015
Oil & gas	19271	19339	62011	69957	90191	118232	68135	64789
Non-oil	3120	4565	14044	18369	22596	26642	29899	28226
<i>Imports</i>	14989	18129	50020	69247	75458	77805	67058	60047

Source: Central Bank of the Islamic Republic of Iran.

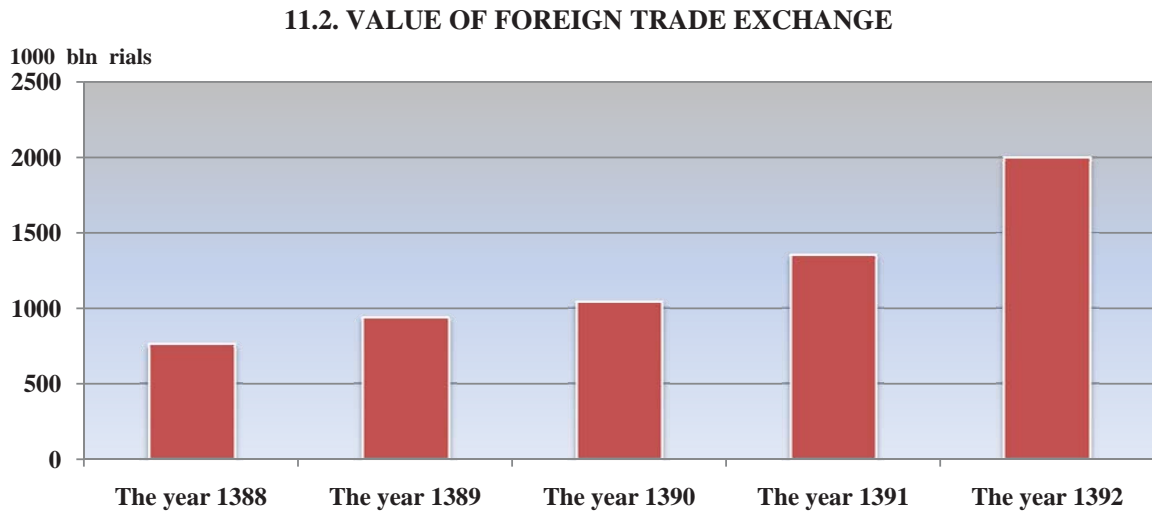
11. 2. VALUE OF FOREIGN TRADE**(bln rials)**

Year	Trade volume	Imports	Non-oil exports
1375	29373	23938	5435
1380	38348	30935	7413
1385	503065	383560	119505
1388	765264	547973	217291
1389	938936	664702	274234
1390	1044156	672746	371410
1391	1354420	833148	521272
1392	2002745	1224008	778737

Source: Iran Customs Administration.



For data see Table 11.1.



For data see Table 11.2.

11. 3. WEIGHT OF IMPORTS BY SECTIONS⁽¹⁾ OF CUSTOMS TARIFFS (ton)

Description	1375	1380	1385	1388	1389	1390	1391	1392
Total	21008954	27463961	43492007	51920670	45346011	38307415	39481073	33568283
Section I. Live animals.....	94815	48093	132376	259124	414300	341130	296455	237418
Section II. Vegetable products ..	6510902	10733055	7670889	14131514	8638177	792059	15512347	11731798
Section III. Animal or vegetable fats and oils	945624	1011343	1257161	1171292	1453798	1264113	1631097	1654463
Section IV. Prepared foodstuffs, beverages	1666475	1806537	3750957	2836166	4373391	3426352	4593321	4680413
Section V. Mineral products.....	6172677	3899854	11224480	10901915	6741992	5446669	2526806	2854681
Section VI. Products of the chemical or allied industries.....	1238076	1882948	4355181	2360216	2488718	1682599	1168368	1871605
Section VII. Plastics and articles thereof	297394	644083	1028608	1391260	1496790	1505495	1166676	973000
Section VIII. Raw hides and skins, leather	241	171	9530	18475	16556	15042	5608	6310
Section IX. Wood and articles of wood	45121	166511	774771	1201261	1422272	1450578	1332699	1276659
Section X. Pulp of wood or of other fibrous cellulosic material	526130	562828	1026763	1315879	1244112	1168301	1034413	1416211
Section XI. Textiles and textile article.....	189253	285999	493112	551246	529111	51265	465152	524056
Section XII. Footwear, eadgear	22	497	6700	8079	9030	11079	5498	2125
Section XIII. Articles of stone, plaster	65059	105268	390401	643819	728199	747175	467089	288783
Section XIV. Natural or cultured pearls	875	8	4106	661	1807	1991	306	491
Section XV. Base metals and articles	2829450	5479645	9443296	12834477	12994253	10044687	7379142	4372883
Section XVI. Machinery and mechanical appliances	367802	583951	1234405	1544486	1867249	1825469	1335852	1198051
Section XVII. Vehicles, aircraft	90158	235110	336698	367348	452203	503614	291774	318127
Section XVIII. Optical, photographic, cinematographic .	5060	10163	28519	39922	36721	38517	26079	21167
Section XIX. Arms and ammunition; parts	000	000	000	000	3930	000	000	000
Section XX. Miscellaneous manufactured articles	1586	6799	90192	134429	160403	143501	83387	56821
Section XXI. Works of art, collectors pieces and antiques.....	0	0	231323	203849	272999	257040	158541	81166
Not specified and not stated.....	2033	1125	2539	5252	0	839	463	2054

1. See the introduction of this chapter for more information on the complete title of sections.

Source: Iran Customs Administration.

11. 4. VALUE OF IMPORTS BY SECTIONS⁽¹⁾ OF CUSTOMS TARIFFS (mln rials)

Description	1375	1380	1385	1388	1389	1390	1391	1392
Total.....	23938419	30934977	383560445	547972679	664702140	672746031	833148246	1224008497
Section I. Live animals	354194	184596	2846578	7973190	15259886	14722857	21457632	25714843
Section II. Vegetable products	2769637	2965626	17799317	50169292	40053955	47974603	120975702	174414202
Section III. Animal or vegetable fats and oils	1057053	692909	6393522	9910193	15096642	17902070	31634518	46353872
Section IV. Prepared foodstuffs, beverages	1180937	807833	17205982	16059528	23749068	26065526	54713228	81749444
Section V. Mineral products	894494	1219824	51013813	58660166	42200130	44380550	26033364	43533218
Section VI. Products of the chemical or allied industries	2737395	3290628	32963131	42862980	51074257	54680101	78096129	138691518
Section VII. Plastics and articles thereof	1193994	1446012	17936096	25904200	32226952	40078352	47701683	69854294
Section VIII. Raw hides and skins, leather	1086	1672	91318	254441	272416	325844	207927	143591
Section IX. Wood and articles of wood	32300	99791	2188090	5416559	6767609	7541286	10368470	16071254
Section X. Pulp of wood or of other fibrous cellulosic material	969967	757403	8355255	11901465	14254855	15267582	21253010	41661862
Section XI. Textiles and textile articles.....	868348	868861	8932079	10895548	12370128	15174159	19751258	36572167
Section XII. Footwear, headgear	851	1912	113363	239862	269598	418890	291882	145147
Section XIII. Articles of stone, plaster	206752	255963	3004395	4932488	5708562	6688696	7203140	9324423
Section XIV. Natural or cultured pearls	1039150	6300	1397396	8143819	61709999	14084636	10570601	4506341
Section XV. Base metals and articles	3457611	4143343	63850223	94922581	111658670	107326531	107686939	113318305
Section XVI. Machinery and mechanical appliances	5454934	10106004	101965729	132294964	153512202	167536886	190221408	301246469
Section XVII. Vehicles, aircraft....	1147710	3029529	18245821	27896257	31586712	40451889	41638140	68994053
Section XVIII. Optical, photographic, cinematographic	523593	905994	7958889	14884818	13781885	17076415	17944910	30126098
Section XIX. Arms and ammunition; parts	000	000	000	000	271759	000	000	000
Section XX. Miscellaneous manufactured articles	47818	64199	1625806	3240959	4416466	4491834	3822550	4488001
Section XXI. Works of art, collectors pieces and antiques	0	0	18206558	20533750	28460389	30377855	21368958	16212209
Not specified and not stated	595	79158	1467084	875619	0	179469	206797	887186

1. See the introduction of this chapter for more information on the complete title of sections.

Source: Iran Customs Administration.

11. 5. VALUE OF IMPORTS BY COUNTRIES OF ORIGIN**(mln rials)**

Country and region	1375	1380	1385	1388	1389	1390	1391	1392
Total.....	23938419	30932841	383560445	547972678	664702138	672746030	833148244	1224008497
Asia....	6433846	11911950	202187135	351822442	447435690	485202867	565919038	925910684
Azerbaijan	407683	36586	2592380	1704489	1147660	421109	646066	800573
Armenia	55403	73419	252284	332545	415800	354880	520263	718060
Afghanistan..	10878	1297	81714	153748	122542	108377	48318	756112
United Arab Emirates..	744895	2865883	85963678	160425043	218342452	214244363	166946089	270339245
Indonesia	179920	161304	1579542	2633344	2249235	2038626	2382913	2372095
Iran (Free zones).	765	11714	3451047	7304608	10578008	10090841	9990904	7395053
Bahrain	93814	126813	1173746	505424	354615	175111	215179	524965
Pakistan	83127	107293	1556527	3798641	3937179	2764766	2620586	7946952
Thailand.....	498031	188912	3308731	1666254	2758516	3241646	4296843	2598984
Taiwan	126853	341634	3588258	4633599	4980577	4818152	7195495	15841618
Turkmenistan	10273	27977	2634362	3997927	1540475	1495025	1824552	3240218
Turkey	468010	510087	8180425	20086853	41326716	36187120	68067376	90580745
China	356505	1556402	25314458	48107730	59930765	80696486	128153832	239763611
Japan	127659	1381727	8428326	14083036	16135683	14047947	8447891	4955497
Singapore	1245451	278967	3693831	10073665	12048567	19016095	15695676	16399395
Iraq	24326	39835	326563	624882	480202	1333821	1245861	1702562
Saudi Arabia.....	35459	388803	5490025	2258949	1926016	1524251	1076537	1089213
Oman	2306	4787	226846	2339464	1609765	5210405	3375746	10533121
Kazakhstan	173100	473955	2577718	2204370	1277910	1510109	2817248	2098963
Qatar.....	8161	16932	498872	690932	186478	99308	340474	441746
Korea, Rep. of.	660849	1681167	17923247	34349723	37586513	51947020	75427561	95288503
Kuwait	6163	19628	1546765	988233	1192143	1011400	1093911	3120693
Malaysia.....	166596	331922	3386312	4618868	6295564	6337870	7928551	8428891
India	395458	984171	13241148	17777540	13370508	13858672	35512113	107063592

11. 5. VALUE OF IMPORTS BY COUNTRIES OF ORIGIN (continued)**(mln rials)**

Country and region	1375	1380	1385	1388	1389	1390	1391	1392
Other Asian countries.....	552161	300706	5170330	6462572	7641801	12669467	20049053	31910277
<i>Africa</i>	426715	296259	2821475	2404601	2791281	1979059	1782458	895438
<i>America</i>	3429081	3134262	11188289	14394770	11439117	10756670	19807836	22085494
Brazil	605041	1573202	7231893	6076218	6548363	6728028	8605623	10657116
Canada	779846	671001	2265172	3085350	1382356	1220727	1217121	2176440
Other American countries	2044194	890038	1691225	5233202	3508898	2807915	9985092	9251938
<i>Europe</i>	12593093	14752194	164039811	176468970	201270653	173165988	240837795	272301349
Germany	3558233	3171029	46650431	46437761	47331496	37458779	43759287	60805527
Austria.....	299189	418913	7349645	7312195	7516311	8815392	10111048	8719785
Spain	419880	540077	3624065	4575471	5145861	5800066	6537609	6020520
Ukraine	158893	194321	1291199	3365578	5656946	4507362	5345994	4116837
United Kingdom.....	1171607	1169075	13241561	16373085	7539099	1642093	7874220	23396233
Italy	1112388	1748140	15754902	18836033	18008641	18498723	17257957	21076423
Belgium	1133581	772657	6115344	5647220	6637609	7195065	3656247	5482548
Denmark.....	130049	152265	977244	1128640	1463282	1467005	2138871	2864440
Sweden	217716	662096	5250156	5955994	8939086	10623444	3335658	3868494
Switzerland	1420682	764188	21059385	21210805	38998003	27006408	55853177	57990988
Russian Federation.....	998515	1603496	6507682	10066810	12049161	8541697	26666996	18902359
France	727740	1946421	20144967	16642243	20998553	20001008	14683552	18071310
Netherlands	453355	607213	8404440	10821647	10657776	9217464	31854995	23818109
Other European countries	791265	1002303	7668791	8095487	10328829	12391482	11762186	17167777
<i>Oceania</i>	1046733	838176	3323735	2881895	1765397	1641446	4801117	2815532

Source: Iran Customs Administration

11. 6. WEIGHT OF NON-OIL EXPORTS BY SECTIONS ⁽¹⁾ OF CUSTOMS TARIFFS (ton)

Description	1375	1380	1385	1388	1389	1390	1391	1392
Total	7041464	16214099	27765571	47501467	60197774	66486911	69935956	80143994
Section I. Live animals	20364	55451	147544	239992	310755	339493	411394	471087
Section II. Vegetable products	884345	1208301	2064112	2344781	3281370	2575008	3230102	2824272
Section III. Animal or vegetable fats and oils.....	3442	67476	97913	44318	50106	63206	37549	17515
Section IV. Prepared foodstuffs, beverages	339831	286716	847021	589291	598996	680680	840384	768962
Section V. Mineral products.....	3071786	9731639	14616912	28206838	37732341	43025054	46454391	56044249
Section VI. Products of the chemical or allied industries	1560454	2347682	4027346	9547781	11618212	12888135	10665694	9946620
Section VII. Plastics and articles thereof	166156	229043	776706	2081998	2298066	2225177	2448760	2755429
Section VIII. Raw hides and skins, leather	22541	24154	28095	24776	25613	25823	28536	25841
Section IX. Wood and articles of wood	10302	30308	101363	12581	8354	14459	17315	26561
Section X. Pulp of wood or of other fibrous cellulosic material.....	3618	10449	79276	46631	72631	37072	33265	27157
Section XI. Textiles and textile articles	91365	100599	131550	116574	115082	120067	163982	165954
Section XII. Footwear, headgear.....	20237	37110	21058	19464	17585	17548	19855	20003
Section XIII. Articles of stone, plaster	260388	403351	1271537	2001879	2052103	2042725	2873629	3745565
Section XIV. Natural or cultured pearls	5	3	9	491	182	59	25	7
Section XV. Base metals and articles.....	549267	1614641	3344913	1944191	1700526	2159150	2383100	2983441
Section XVI. Machinery and mechanical appliances.....	11452	28109	110686	158620	164649	170967	177043	179017
Section XVII. Vehicles, aircraft	7929	22855	82788	104943	124617	81750	129433	111354
Section XVIII. Optical, photographic, cinematographic	566	540	2427	1385	892	785	946	1171
Section XIX. Arms and ammunition; parts	000	000	000	000	43	000	000	000
Section XX. Miscellaneous manufactured articles.....	16285	12671	12544	11883	13232	9192	19685	28002
Section XXI. Works of art, collectors apices and antiques.....	30	48	437	2918	12419	10480	341	1166
Not specified and not stated	1101	4207	1334	132	0	81	527	621

1. See the introduction of this chapter for more information on the complete title of sections.

Source: Iran Customs Administration.

11.7. VALUE OF NON-OIL EXPORTS BY SECTIONS⁽¹⁾ OF CUSTOMS TARIFFS (mln rials)

Description	1375	1380	1385	1388	1389	1390	1391	1392
Total	5434917	7412797	119505142	217291433	274233763	371410085	521271737	778737171
Section I. Live animals	114373	116755	2336963	4651045	5883821	8581544	14221252	23496115
Section II. Vegetable products	1228078	1338050	18092044	27967409	37060871	37558569	66463283	72120180
Section III. Animal or vegetable fats and oils	3308	80754	734600	778171	910199	1276899	992952	964554
Section IV. Prepared foodstuffs, beverages	441180	254080	4997563	10049811	10555669	13311555	21297571	32707136
Section V. Mineral products	427367	1344546	25019475	54230400	72085345	115346554	119030190	210674786
Section VI. Products of the chemical or allied industries	472218	763586	12959039	35833413	48316687	72151076	102048288	146582768
Section VII. Plastics and articles thereof	200071	282478	8320275	23442400	30260711	37740572	59444934	108834883
Section VIII. Raw hides and skins, leather	176788	156956	1152979	1578807	1620656	2184262	3595344	4063822
Section IX. Wood and articles of wood	7239	16798	401447	217165	233648	168478	297819	628823
Section X. Pulp of wood or of other fibrous cellulosic material	9481	18709	541926	551832	694177	602477	735330	781860
Section XI. Textiles and textile articles	1551167	1532674	8419630	11660907	11917451	13123128	19145072	24936872
Section XII. Footwear, headgear	108625	168782	780024	1268626	1289392	1628535	2146210	2941210
Section XIII. Articles of stone, plaster	69168	192812	3457722	5897152	6796017	7668812	15202266	25450159
Section XIV. Natural or cultured pearls	179	2723	734829	1932470	2867236	7797501	15996355	3112968
Section XV. Base metals and articles	470591	723606	22537449	21182473	24886876	35467180	51022555	83413063
Section XVI. Machinery and mechanical appliances	51530	168335	3837603	9374950	10447436	10815405	15121926	21443696
Section XVII. Vehicles, aircraft	36766	153253	3599532	5756907	6872267	4403517	12897805	13517816
Section XVIII. Optical, photographic, cinematographic	5557	6274	120130	232461	251877	275279	242390	512193
Section XIX. Arms and ammunition; parts	000	000	000	000	10747	000	000	000
Section XX. Miscellaneous manufactured articles	57046	59450	425587	504286	531935	569730	1125788	1903843
Section XXI. Works of art, collectors pieces and antiques	280	339	23616	161004	740745	646560	28449	181043
Not specified and not state	3907	31833	1015408	19744	0	92452	215958	469381

1. See the introduction of this chapter for more information on the complete title of sections.

Source: Iran Customs Administration.

11. 8. VALUE OF NON-OIL EXPORTS BY COUNTRIES OF DESTINATION (mln rials)

Country and region	1375	1380	1385	1388	1389	1390	1391	1392
<i>Total</i>	<i>5434990</i>	<i>7412797</i>	<i>119505142</i>	<i>217291432</i>	<i>274233768</i>	<i>371410084</i>	<i>521271737</i>	<i>(1)778729703</i>
<i>Asia</i>	<i>3004543</i>	<i>5183961</i>	<i>94519752</i>	<i>185200881</i>	<i>240384950</i>	<i>340161441</i>	<i>475667173</i>	<i>716822169</i>
Azerbaijan.....	331614	550322	3416091	3709979	3883699	5108649	7974621	11977096
Armenia	92438	92159	1369660	1032606	1169053	1169274	1927106	2626240
Afghanistan.....	41783	91134	4740910	10389382	14259022	24132915	47169576	60087520
United Arab Emirates	448843	1125223	15889150	29118270	34449540	49417822	63144071	90127853
Indonesia.....	23501	74028	581978	3662758	6289676	12192625	5265638	1344823
Iran (Free zones).....	2078	54434	279047	1311054	1915854	1442215	7213433	6676324
Bahrain	7264	27985	473436	248423	291310	94719	494848	272153
Pakistan.....	58165	152662	2863469	4322844	5691199	6877002	12131748	15956209
Thailand.....	68977	76854	177871	705446	887413	1025929	288047	1135587
Taiwan	101781	93381	1157551	1835040	4385131	4802249	3871329	4570313
Turkmenistan	218946	132519	1324842	3550958	4295098	5804358	12372857	21373410
Turkey.....	234196	102175	2997931	5895751	10922821	15933968	25001381	40751591
China	128796	310808	9679116	31033074	47209996	61889530	90815651	184714455
Japan	173553	418743	6106113	3575787	4589192	5487903	749931	881536
Singapore.....	21057	76475	835803	1102415	1918212	14836394	1168501	296689
Iraq	0	254764	15795594	45243097	46897577	56965747	102974023	147769659
Saudi Arabia.	67423	118637	3228162	1758808	829489	1234002	1768824	2271365
Oman	10641	12641	575138	791986	1112092	1107050	2593006	3630498
Kazakhstan.....	78871	59487	667949	573208	708546	935072	2368083	5212916
Qatar	16247	111115	822924	652190	763487	846736	1498767	2401500
Korea, Rep. of.....	138338	87280	2122782	5382471	5924374	15428263	12211945	8404422
Kuwait	63624	185974	2560566	1369859	977211	1510223	1503812	2432486
Malaysia.....	17102	27196	333206	969374	1040504	1450189	1251869	1756197
India	210568	328204	7688932	12547194	18794268	30093560	41204946	60124469

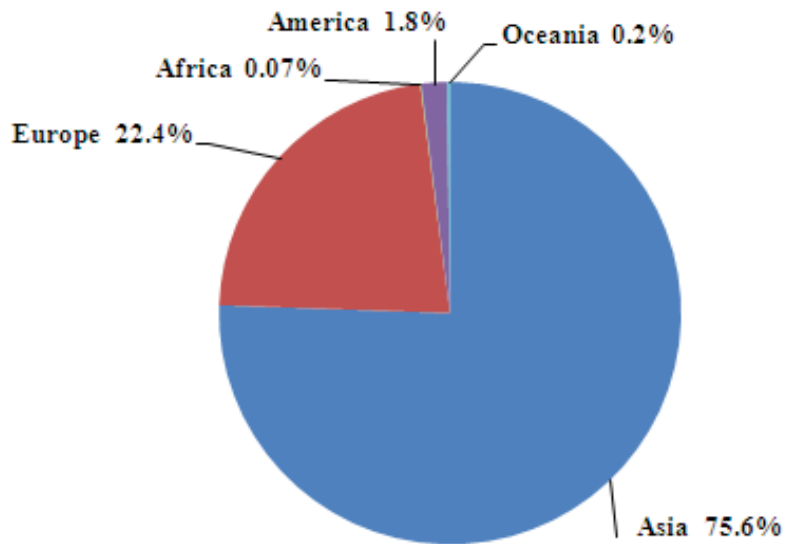
11.8. VALUE OF NON-OIL EXPORTS BY COUNTRIES OF DESTINATION (continued)**(mln rials)**

Country and region	1375	1380	1385	1388	1389	1390	1391	1392
Other Asian countries...	448737	619761	8831531	14418907	21180186	20375046	28703162	40026859
<i>Africa</i>	46831	151068	2721744	3274640	4801740	5046761	12411219	21606030
<i>America</i>	94114	275030	2511575	2686649	2772836	2540304	3133820	4010770
Brazil	20656	7070	239522	400515	586749	194835	748255	193271
Canada	64176	44086	336815	364454	399134	551207	576465	270369
Other American countries ..	9283	223874	1935238	1921680	1786953	1794262	1809100	3547130
<i>Europe</i>	2270300	1781373	19543164	25643090	25126084	23001674	29560613	35879518
Germany	997715	548401	3300581	3471423	3598012	4603316	6046492	8342159
Austria.....	58407	17027	102329	128566	136584	164260	190775	265721
Spain	67595	136899	1476059	1675216	1832905	1920549	2686426	2854985
Ukraine	169235	249856	633129	445130	550864	679607	1166284	1225872
United Kingdom.....	56282	46530	712599	432376	503098	407165	692418	2735982
Italy	359454	336127	5933385	4324441	3493047	2742345	3193820	4982260
Belgium	49993	49110	1672380	5050784	4522353	3073293	927916	436162
Denmark	17152	15961	86721	71684	117464	178334	141140	252265
Sweden	12402	15675	115798	162699	222256	327049	416378	348828
Switzerland	124141	44027	183811	245658	236365	238452	334374	242701
Russian Federation	85581	103424	2657361	3307099	3414403	4101396	8921879	7864544
France	94287	104014	580791	534181	610013	674223	582103	745174
Netherlands	86153	22764	947485	2953623	2932795	2342157	1566122	2050782
Other European countries...	91903	91558	1140734	2840210	2955925	1549528	2694487	3532083
<i>Oceania</i>	19129	21364	208906	486173	1148158	659904	498912	411216

1. The difference of 7468 million rials compared to the total amount of exports is related to other foreign countries.

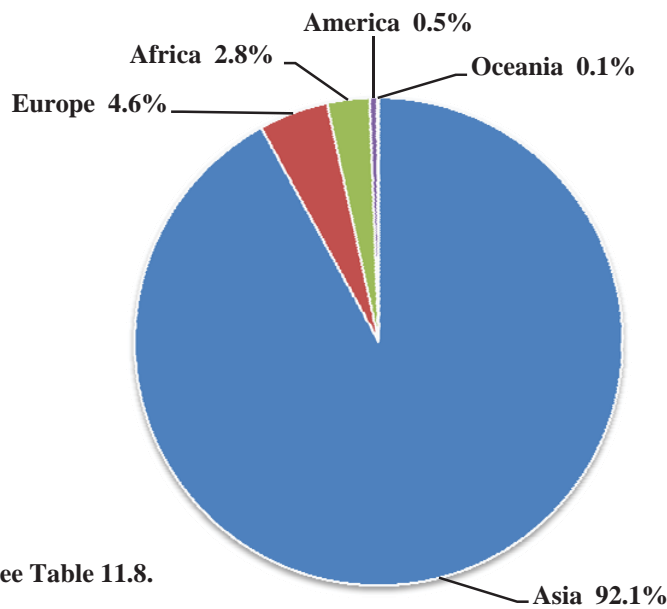
Source: Iran Customs Administration.

11.3. PERCENT OF THE VALUE OF IMPORTS BY CONTINENTS OF ORIGIN, THE YEAR 1392



For data see Table 11.5.

11.4. PERCENT OF THE VALUE OF NON-OIL EXPORTS BY CONTINENTS OF DESTINATION, THE YEAR 1392



For data see Table 11.8.

11. 9. WEIGHT AND VALUE OF IMPORTS AND EXPORTS BY SECTIONS⁽¹⁾ AND CHAPTERS OF CUSTOMS TARIFFS, THE YEAR 1392 (ton; mln rials)

Section and chapter ⁽²⁾	Imports		Non-oil exports	
	Weight	Value	Weight	Value
Total.....	33568283	1224008497	80143994	778737171
SECTION I. Live animals	237418	25714843	471087	23496116
1. Live animals	20111	1796010	2656	408919
2. Meat and edible meat offal.....	105504	12205809	46843	1179614
3. Fish, crustaceans and molluscs and other aquatic invertebrates	38510	2401270	68674	5791220
4. Dairy products; birds' eggs; natural honey; edible products of animal origin, not elsewhere specified or included	70180	9087827	349667	13223026
5. Products of animal origin, not elsewhere specified or included	3113	223927	3247	2893337
SECTION II. Vegetable products.....	11731798	174414202	2824272	72120180
6. Live trees and other plants; bulbs, roots and the like; cut flowers and ornamental foliage	1548	91301	10823	1155698
7. Edible vegetables and certain roots and tubers	208139	5603506	1176592	12048096
8. Edible fruit and nuts; peel of citrus fruit or melons	416713	9945910	1421853	49353336
9. Coffee, tea, mate and spices	87596	9120487	39445	6269174
10. Cereals	10603971	137599313	1395	41577
11. Products of the milling industry; malt; starches; inulin; wheat gluten	4205	149792	59741	499698
12. Oil seeds and oleaginous fruits; miscellaneous grains, seeds and fruit, industrial or medicinal plants; straw and fodder	390166	11069845	76904	984840
13. Lac; gums, resins and other vegetable saps and extracts	9263	741901	9875	1326992
14. Vegetable plaiting materials; vegetable products not elsewhere specified or included	10197	92147	27644	440769
SECTION III. Animal or vegetable fats and oils	1654463	46353872	17515	964554
15. Animal and vegetable fats and oils and their cleavage products; prepared edible fats; animal or vegetable waxes	1654463	46353872	17515	964554
SECTION IV. Prepared foodstuffs, beverages	4680414	81749445	768964	32707136
16. Preparations of meat, of fish or of crustaceans, molluscs or of other aquatic invertebrates	48	4793	5050	542906
17. Sugars and sugar confectionery	1609664	21465482	81643	3962011
18. Cocoa and cocoa preparations	25184	2305874	7787	783218
19. Preparations' of cereals, flour, starch; or milk pastry cookies and products	799	44209	235728	9755568
20. Preparations of vegetables, fruit, or other parts of plants....	40038	1066177	241777	10947628
21. Miscellaneous edible preparations	24834	3149482	67062	4572421
22. Beverages, spirits and vinegar	2643	44290	50774	1180652
23. Residues and waste from the food industries; prepared animal fodder	2936637	46753057	78967	909686
24. Tobacco	40567	6916081	176	53046
SECTION V. Mineral products.....	2854681	43533218	56044249	210674785
25. Salt; sulphur; earths and stone; plastering materials, lime and cement	252969	2518948	21162023	33637177

11. 9. WEIGHT AND VALUE OF IMPORTS AND EXPORTS BY SECTIONS⁽¹⁾ AND CHAPTERS OF CUSTOMS TARIFFS, THE YEAR 1392(continued) (ton; mln rials)

Section and chapter ⁽²⁾	Imports		Non-oil exports	
	Weight	Value	Weight	Value
26. Ores, slag and ash	433162	3324192	27563158	43238151
27. Mineral fuels, mineral oils and products of their distillation; bituminous substances; mineral waxes	2168550	37690078	7319068	133799457
SECTION VI. Products of the chemical or allied industries⁽³⁾.....	1871199	138573640	9944918	146522039
28. Inorganic chemicals; organic or inorganic compounds of precious metals, of rare-earth metals, of radioactive elements or of isotopes	477676	10655138	1892584	12601986
29. Organic chemicals	367075	34320050	5060925	85237660
30. Pharmaceutical products	21213	45289876	8474	3001218
31. Fertilizers	570234	8517897	2266247	23156488
32. Tanning or dyeing extracts; tannins and their derivatives; dyes, pigments and other colouring matter; paints and varnishes; putty and other mastics; inks	82136	7882821	54188	3409236
33. Essential oils and resinoids; perfumery, cosmetic or toilet preparations	35364	5914962	13599	981945
34. Soap, organic surface-active agents, washing preparations, lubricating preparations, artificial waxes, prepared waxes, polishing or scouring preparations, candles and similar articles, modelling pastes, "dental waxes" and dental preparations with a basis of plaster	35910	2428638	292906	5490781
35. Albuminoidal substances; modified starches, glues, enzymes.....	31118	3662319	17888	1058503
36. Explosives; pyrotechnic products; matches ⁽³⁾	000	000	000	000
37. Photographic or cinematographic goods	6562	1627566	8	2451
38. Miscellaneous chemical products	243911	18274373	338099	11581771
SECTION VII. Plastics and articles thereof.....	979310	69854293	2755429	108834884
39. Plastics and articles thereof	727709	47352392	2726772	107175964
40. Rubber and articles thereof	245291	22501901	28657	1658920
SECTION VIII. Raw hides and skins, leather	6310	143591	25842	4063821
41. Raw hides and skins (other than fur skins) and.....	5322	91388	25606	4009527
42. Articles of leather; saddlery and harness; travel goods, handbags and similar containers; articles of animal gut (other than silk-worm gut).....	979	51413	228	53472
43. Fur skins and artificial fur; manufactures thereof	9	790	8	822
SECTION IX. Wood and articles of wood.....	1276659	16071253	26561	628823
44. Wood and articles of wood; wood charcoal	1275913	16043101	25098	524576
45. Cork and articles of cork	413	16864	0	25
46. Manufactures of straw, of esparto and of other plaiting.....	333	11288	1463	104222
SECTION X. Pulp of wood or of other fibrous cellulosic material	1416212	41661863	27158	781860
47. Pulp of wood or of other fibrous cellulosic material waste and scrap of paper or paperboard	149287	4223944	409	8317
48. Paper and paperboard; articles of paper pulp, of paper or of paperboard	1265284	37056503	24014	535251

11.9. WEIGHT AND VALUE OF IMPORTS AND EXPORTS BY SECTIONS⁽¹⁾ AND CHAPTERS OF CUSTOMS TARIFFS, THE YEAR 1392 (continued) (ton; mln rials)

Section and chapter ⁽²⁾	Imports		Non-oil exports	
	Weight	Value	Weight	Value
49. Printed books, newspapers, pictures and other products of the printing industry; manuscripts, typescripts and plans	1641	381416	2735	238292
SECTION XI. Textiles and textile articles.....	524055	36572168	165953	24936873
50. Silk	805	302641	41	2868
51. Wool, fine or coarse animal hair; horsehair yarn and woven fabric	5035	1071499	5867	703468
52. Cotton	75819	5341453	863	109528
53. Other vegetable textile fibres; paper yarn and woven fabrics of paper yarn	59961	1645600	76	4746
54. Man-made filaments	108856	10447924	9259	740073
55. Man-made staple fibres	190482	12672786	36108	1624476
56. Wadding, felt and nonwovens; special yarns; twine, cordage, ropes and cables and articles thereof	9885	928577	11425	739928
57. Carpets and other textile floor coverings	246	18348	64890	16305621
58. Special woven fabrics; tufted textile fabrics; lace; tapestries; trimmings; embroidery	5995	579501	2565	526748
59. Impregnated, coated, covered or laminated textile fabrics; textile articles of a kind suitable for industrial use	64724	3341475	1180	170184
60. Knitted or crocheted fabrics	964	96295	52	10738
61. Articles of apparel and clothing accessories, knitted or crocheted	173	40361	3249	1058172
62. Articles of apparel and clothing accessories, not knitted or crocheted	248	38553	1629	535608
63. Other made up textile articles; sets; worn clothing and worn textile articles; rags	862	47155	28749	2404715
SECTION XII. Footwear, headgear	2125	145146	20004	2941209
64. Footwear, gaiters and the like; parts of such articles	1138	84081	19831	2887493
65. Headgear and parts thereof.....	128	10042	137	49975
66. Umbrellas, sun umbrellas, walking-sticks, seat-sticks, whips, riding-crops and parts thereof.....	122	3522	11	791
67. Prepared feathers and down and articles made of feathers or of down; artificial flowers; articles of human hair	737	47501	25	2950
SECTION XIII. Articles of stone, plaster	288783	9324423	3745566	25450159
68. Articles of stone, plaster, cement, asbeston, mica or similar materials	55197	2114948	800964	4957122
69. Ceramic products	142939	3746389	2416816	14650311
70. Glass and glassware	90647	3463086	527786	5842726
SECTION XIV. Natural or cultured pearls	491	4506341	7	3112968
71. Natural or cultured pearls, precious or semi- precious stones, precious metals, metals clad with precious metal and articles thereof; imitation jewellery; coin	491	4506341	7	3112968
SECTION XV. Base metals and articles.....	4372883	113318305	2983440	83413065
72. Iron and steel	3619661	74102120	1977378	32964666
73. Articles of iron or steel	494201	23464326	548902	20596601

11. 9. WEIGHT AND VALUE OF IMPORTS AND EXPORTS BY SECTIONS⁽¹⁾ AND CHAPTERS OF CUSTOMS TARIFFS, THE YEAR 1392 (continued) (ton; mln rials)

Section and chapter ⁽²⁾	Imports		Non-oil exports	
	Weight	Value	Weight	Value
74. Copper and articles thereof	5381	936791	79013	11668204
75. Nickel and articles thereof	2051	1090433	49	9275
76. Aluminium and articles thereof	165876	7027380	233703	11261556
78. Lead and articles thereof	1051	72257	52618	2592536
79. Zinc and articles thereof	4751	296527	85094	3991088
80. Tin and articles thereof	993	542808	4	1349
81. Other base metals; cermets; articles thereof	1702	402332	13	119
82. Tools, implements; cutlery, spoons and forks of base metal; parts thereof	17269	2123559	600	39604
83. Miscellaneous articles of base metal	59947	3259772	6066	288067
SECTION XVI. Machinery and mechanical appliances	1198051	301246469	179017	21443697
84. Nuclear reactors, boilers, machinery and mechanical appliances; parts thereof	759507	199423801	136047	14748227
85. Electrical machinery and equipment and parts thereof; sound recorders and reproducers, television image and sound recorders and reproducers, and parts and accessories of such articles	438544	101822668	42970	6695470
SECTION XVII. Vehicles, aircraft⁽³⁾	317633	67092912	111350	13422162
86. Railway or tramway locomotives, rolling-stock and parts thereof; railway or tramway track fixtures and fittings and parts mechanical (including electro-mechanical) traffic signalling equipment of all kinds.....	23136	4667842	288	12546
87. Vehicles other than railway or tramway rolling - stock, and parts and accessories thereof.....	286771	61509512	73381	8083305
88. Aircraft, spacecraft, and parts thereof ⁽³⁾ ..	000	000	000	000
89. Ships, boats and floating structures.....	7726	915558	37681	5326311
SECTION XVIII. Optical, photographic, cinematographic..	21167	30126098	1171	512193
90. Optical, photographic, cinematographic, measuring, checking, precision, medical or surgical instruments and apparatus; parts and thereof accessories	18029	28639285	659	473210
91. Clocks and watches and parts thereof	2209	1430738	356	20813
92. Musical instruments; parts and accessories of such articles.....	929	56075	156	18170
SECTION XIX. Arms and ammunition; parts⁽³⁾	000	000	000	000
93. Arms and ammunition; parts and accessories thereof ⁽³⁾	000	000	000	000
SECTION XX. Miscellaneous manufactured articles.....	56820	4488001	28003	1903843
94. Furniture; bedding, mattresses, mattress supports, cushions and similar stuffed furnishings; lamps and lighting fittings, not elsewhere specified or included; illuminated signs, illuminated name plates and the like; prefabricated buildings	17702	1576541	22022	1504719
95. Toys, games and sports requisites; parts and accessories, thereof	18202	1246867	2429	147630
96. Miscellaneous manufactured articles	20916	1664593	3552	251494
SECTION XX. Works of art, collectors pieces and antiques	81166	16212209	1166	181044
97. Works of art, collectors' pieces and antiques	21	1941	22	1785
98. Unassembled C.K.D. articles of road construction machinery, cars and other machinery.....	81145	16210268	1144	179259
Not specified and not stated ..	000	000	000	000

1. See introduction of this chapter for more information on the complete title of sections.

2. Chapters 77 and 99 have been designed for future Customs Administration needs.

3. Difference between the total and the parts is due to inclusion of Chapters 36, 88, 93 in the total.

Source: Iran Customs Administration

11.10. TRANSACTIONS REGISTERED IN NOTARY PUBLICS AND LAND REGISTRATION OFFICES

Year and Ostan	Actual		Revocable transaction	Surety bond	Rental	Power of attorney	Estate distribution letter
	Movable	Im-movable					
1375	447109	477450	139926	7144	52012	1289210	×
1380.....	964284	762716	260069	15052	77012	1857017	×
1385.....	1443317	1253843	581997	30499	113481	3436745	×
1388.....	2002444	995732	332487	29288	118191	4305890	×
1389.....	2000000	1232240	431478	65196	128903	5344994	×
1390.....	2101128	1414552	415918	83377	146937	5716602	24375
1391.....	2263661	1563773	388284	88315	195238	6364799	25108
1392.....	2435432	1260883	323320	86160	195377	6385719	28419
East Azarbayejan...	133313	65207	19745	1400	4843	338303	543
West Azarbayejan .	121240	35878	10595	844	4165	209718	4807
Ardebil.....	44350	22152	2640	160	2868	103303	523
Esfahan.....	166459	100548	9671	1127	6821	397330	1445
Alborz	99397	45641	13066	1091	2514	231417	541
Ilam.....	2052	7304	4117	421	266	21832	26
Bushehr.....	15351	21040	3996	80	6195	94106	144
Tehran.....	783021	298722	93810	62620	29525	1726264	10000
Chaharmahal & Bakhtiyari.....	26884	7814	2752	245	3527	55570	164
South Khorasan..	6660	7580	2962	98	1749	30811	121
Khorasan-e- Razavi	186701	71073	9309	870	33037	438411	1075
North Khorasan	18413	11487	2255	150	2234	34835	337
Khuzestan.....	51197	65599	17761	216	7365	289734	512
Zanjan.....	30351	17953	4563	593	3588	59510	401
Semnan.....	24342	21103	7192	75	6739	42837	351
Sistan & Baluchestan	19054	13480	2014	486	1793	87628	245
Fars	103980	74862	22464	2927	16980	419833	1500
Qazvin.....	43461	25687	14612	345	3998	100799	347
Qom	37403	21254	3351	161	2602	122321	526
Kordestan	36629	16466	1462	112	1718	95340	274
Kerman	38845	29723	14502	2015	10364	160217	354
Kermanshah	34177	21229	2822	753	6256	138661	207
Kohgiluyeh & Boyerahmad	2367	6802	2275	5061	378	46680	239
Golestan	39539	26402	4767	448	4331	115797	420
Gilan	71551	50048	19433	1004	7826	188142	647
Lorestan	28680	20327	5562	163	3102	107668	193
Mazandaran	110430	69801	3634	1038	7355	296668	1252
Markazi	40998	20036	5897	863	3457	113221	535
Hormozgan	31099	21576	6858	506	1239	141763	87
Hamedan	58313	21474	6122	177	5397	112690	291
Yazd	29175	22615	3111	111	3145	64310	312

11.10. TRANSACTIONS REGISTERED IN NOTARY PUBLICS AND LAND REGISTRATION OFFICES (continued)

Year and Ostan	Peace pact	Partnership documents of banks	Installment bills of the banks	Attest	Other	Total transactions
1375.....	×	×	×	2294989	922461	5630301
1380.....	×	×	×	2553197	1521246	8010593
1385.....	×	×	×	5300679	2446421	14606982
1388.....	×	×	×	7565466	3319690	18669188
1389.....	×	×	×	8646239	3420100	21842601
1390.....	174306	198784	295453	8680999	3208931	22461362
1391.....	161347	170258	342126	6721821	3157697	21442427
1392.....	149426	123230	336023	6500999	2791261	20616249
East Azarbayejan.....	7306	7758	24785	360860	178728	1142791
West Azarbayejan	3753	3933	7719	306831	137311	846794
Ardebil.....	1719	3619	10457	90537	50400	332728
Esfahan.....	16029	11317	28728	584917	126559	1450951
Alborz.....	3932	1158	3105	252375	62147	716384
Ilam.....	117	967	2735	49030	37760	126627
Bushehr.....	829	2141	9047	102637	61551	317117
Tehran.....	41519	10860	37002	1375055	301252	4769650
Chaharmahal & Bakhtiyari.....	3833	2586	2289	80728	31797	218189
South Khorasan.....	448	914	2389	43454	37258	134444
Khorasan-e- Razavi	7082	8723	30676	347475	184985	1319417
North Khorasan.....	399	1726	6351	52802	30757	161746
Khuzestan.....	1216	5906	17456	352942	208025	1017929
Zanjan.....	846	1692	6810	89033	26027	241367
Semnan.....	1791	1208	6185	65793	29983	207599
Sistan & Baluchestan....	1067	2095	4253	80541	68895	281551
Fars	4945	12235	30954	394635	231018	1316333
Qazvin.....	2267	952	2695	100434	44730	340327
Qom	1858	1382	2969	94240	46666	334733
Kordestan	1214	2250	5671	110723	69040	340899
Kerman	2425	3499	7433	201771	117075	588223
Kermanshah	418	2370	8508	154487	106063	475951
Kohgiluyeh & Boyerahmad	204	1397	3187	45265	24823	138678
Golestan	3732	2083	9960	113508	67130	388117
Gilan	17395	3847	14419	173733	119042	667087
Lorestan	920	2289	7432	125667	75273	377276
Mazandaran	10345	16194	20838	329846	128645	996046
Markazi	2036	1800	6127	109715	40449	345134
Hormozgan	7686	2216	2872	109530	71837	397269
Hamedan	1031	2282	9756	125410	41728	384671
Yazd	1064	1831	3215	77025	34307	240221

Source: State Organization for Registration of Deeds and Properties.

11. 11. GENERAL CHARACTERISTICS OF COOPERATIVES SUPPLYING PRODUCERS REQUIREMENTS AT THE END OF THE YEAR

Description	Number	Members	Employees	Capital (mln rials)
Registered cooperatives⁽¹⁾				
1375	1766	259709	17547	457263
1380.....	2766	355354	29765	709888
1385.....	3716	391953	41393	920201
1388.....	4216	403526	47151	1026333
1389.....	3798	383833	48135	1044291
1390 ⁽²⁾	3848	242770	48463	779252
1391.....	3875	407889	49514	801467
1392.....	3934	400010	57344	803184
Cooperatives under establishment				
1375 ⁽³⁾	12	709	103	9012
1380.....	95	3197	766	12337
1385.....	353	8857	2984	23870
1388.....	623	14623	5368	112795
1389 ⁽⁴⁾	32	862	471	1824
1390.....	23	633	439	475
1391.....	56	1163	1052	1383
1392⁽⁴⁾.....	1	7	7	660
Cooperatives in operation				
1375 ⁽³⁾	854	205097	12712	437855
1380.....	1489	274212	20666	518062
1385.....	2084	299904	28186	713873
1388.....	2300	305399	31450	730895
1389.....	2059	257358	31027	801529
1390.....	1838	230784	25230	531565
1391.....	1678	241499	23452	544812
1392.....	1647	231388	31109	634244

**11. 11. GENERAL CHARACTERISTICS OF COOPERATIVES SUPPLYING PRODUCERS
REQUIREMENTS AT THE END OF THE YEAR (continued)**

Description	Number	Members	Employees	Capital (mln rials)
East Azarbayejan	134	13436	1620	18036
West Azarbayejan	43	3912	770	9588
Ardebil	3	48	154	5
Esfahan	130	23675	7128	110535
Alborz.....	18	2070	1091	5777
Ilam	9	160	51	8977
Bushehr	42	5845	834	17854
Tehran	120	13907	3532	180897
Chaharmahal & Bakhtiari	17	745	431	877
South Khorasan.....	23	3452	191	7852
Khorasan-e-Razavi.....	192	20382	1587	81695
North Khorasan.....	15	1316	129	1030
Khuzestan	63	5328	1637	6286
Zanjan	15	730	74	1191
Semnan	30	1154	505	7350
Sistan & Baluchestan	80	6795	1409	2409
Fars	115	15882	2068	16040
Qazvin	16	2969	144	7667
Qom	15	1654	102	21337
Kordestan	44	2840	248	1638
Kerman	77	71844	563	22575
Kermanshah	34	1459	1557	641
Kohgiluyeh & Boyerahmad	2	67	67	109
Golestan	34	1610	463	14360
Gilan	39	2448	379	3263
Lorestan	41	1549	165	2299
Mazandaran	128	10292	1790	22904
Markazi	23	1995	93	2341
Hormozgan	81	5645	1874	2321
Hamedan	22	2808	172	2873
Yazd	42	5371	281	53517

1. Including cooperatives in operation, out of operation and under establishment.

2. Revised figures.

3. Including cooperatives meeting needs of services.

4.Reduction in the number of cooperatives under establishment in the year 1389 and 1392 is due to changes in their status as in- operation or out of operation.

Source: Ministry of Cooperatives, Labor and Social Welfare.

11. 12. GENERAL CHARACTERISTICS OF COOPERATIVES SUPPLYING CONSUMERS REQUIREMENTS AT THE END OF THE YEAR

Description	Number	Members	Employees	Capital (mln rials)
<i>Registered cooperatives⁽¹⁾</i>				
1375	8556	6079526	88940	6244688
1380.....	9647	7453537	94861	7642911
1385.....	10486	7837758	100013	7769099
1388.....	10968	7892552	104155	7979341
1389.....	11056	7737439	179274	11386822
1390 ⁽²⁾	11112	8576540	150938	11359527
1391.....	11128	8284346	183059	9749822
1392.....	11109	8450517	207817	11048403
<i>Cooperatives under establishment</i>				
1375	21	6033	91	4533
1380.....	33	10208	399	5183
1385.....	150	26299	1108	11817
1388.....	308	41653	2742	121419
1389.....	29	3105	396	2582
1390.....	18	1753	209	630
1391.....	27	59037	806	4573
1392.....	0	0	0	0
<i>Cooperatives in operation</i>				
1375	4931	4791501	79972	13311274
1380.....	5794	6052015	85109	15397452
1385.....	6421	6425123	89620	15511013
1388.....	6731	6504031	92035	15613150
1389.....	6243	5981870	161579	11029921
1390.....	5824	5987973	124309	8531379
1391.....	5276	5843387	156063	7452952
1392.....	5078	5893439	176870	10436563

**11. 12. GENERAL CHARACTERISTICS OF COOPERATIVES SUPPLYING CONSUMERS
REQUIREMENTS AT THE END OF THE YEAR (continued)**

Description	Number	Members	Employees	Capital (mln rials)
East Azarbayejan	271	280003	7379	379071
West Azarbayejan	119	206144	2426	215111
Ardebil	71	80539	234	19208
Esfahan	258	291996	12758	4113894
Alborz.....	116	306778	2841	28541
Ilam	43	25347	364	5842
Bushehr	64	203505	7829	13811
Tehran	1333	887356	76231	2589460
Chaharmahal & Bakhtiari	42	7809	373	10102
South Khorasan.....	62	56356	399	25338
Khorasan-e-Razavi.....	422	421885	15480	927407
North Khorasan.....	43	65190	279	9064
Khuzestan	187	687535	2504	84747
Zanjan	72	35469	1772	31907
Semnan	53	24120	4701	15170
Sistan & Baluchestan	170	113521	3299	697571
Fars	241	469893	5545	97323
Qazvin	48	37134	267	16848
Qom	34	93003	349	18992
Kordestan	100	78381	546	36262
Kerman	182	107575	2512	44263
Kermanshah	120	106282	671	32072
Kohgiluyeh & Boyerahmad	44	22196	409	2458
Golestan	78	62584	1943	38494
Gilan	127	99719	2762	577984
Lorestan	133	22995	2051	10507
Mazandaran	241	498328	14853	215915
Markazi	83	54449	623	22884
Hormozgan	155	419272	3643	39964
Hamedan ...	64	66238	878	57811
Yazd	102	61837	949	58542

1. Including cooperatives in operation, out of operation and under establishment.

2. Revised figures.

Source: Ministry of Cooperatives, Labor and Social Welfare.

11. 13. GENERAL CHARACTERISTICS OF SERVICES COOPERATIVES AT THE END OF THE YEAR

Description	Number	Members	Employees	Capital (mln rials)
<i>Registered cooperatives⁽¹⁾</i>				
1375	2359	80814	28838	257337
1380	16721	339405	171622	1391322
1385	22644	513914	256017	1620357
1388	36458	685657	405548	5968704
1389	40580	698449	438683	8710997
1390	44651	688242	469056	16777980
1391	47646	839818	528206	11392051
1392	49981	881040	571519	10580400
<i>Cooperatives under establishment</i>				
1375	45	699	351	3414
1380	455	10717	3779	31872
1385	4630	58858	69699	333663
1388	11249	142267	152561	3973380
1389	6471	76304	57814	437723
1390	6158	69472	60304	290195
1391	8070	98903	99731	524342
1392	6958	105800	86571	819923
<i>Cooperatives in operation</i>				
1375	1097	59965	22486	224495
1380	4349	155084	61560	622878
1385	12027	374932	139311	1038594
1388	18626	459013	201030	1711023
1389	21350	448441	225480	7627740
1390	21144	470775	216980	10174499
1391	20417	493852	218737	9929415
1392	20963	491665	250240	8565491

11. 13. GENERAL CHARACTERISTICS OF SERVICES COOPERATIVES AT THE END OF THE YEAR (continued)

Ostan	Number	Members	Employees	Capital (mln rials)
East Azarbayejan	1276	29067	12833	220005
West Azarbayejan	422	9304	5696	57452
Ardebil	590	6690	5209	39611
Esfahan	591	15524	6029	188284
Alborz.....	358	10172	6172	39525
Ilam	406	3055	2477	26714
Bushehr	626	9743	16595	13924
Tehran	1731	142963	40747	2542010
Chaharmahal & Bakhtiari	361	3641	2831	14229
South Khorasan.....	305	3580	2202	10519
Khorasan-e-Razavi.....	2247	54196	35609	380222
North Khorasan	396	7834	4536	24149
Khuzestan	702	13138	7084	879569
Zanjan	443	17013	4003	70447
Semnan	230	2648	2432	28359
Sistan & Baluchestan	501	5322	6355	47653
Fars	1657	25902	15513	163120
Qazvin	107	3964	1981	44625
Qom	169	4037	2102	89281
Kordestan	353	4793	2350	29498
Kerman	1085	11890	7981	480374
Kermanshah	611	6283	6480	25213
Kohgiluyeh & Boyerahmad.....	378	3110	3053	13527
Golestan	629	8650	5229	83122
Gilan	630	10766	5184	233832
Lorestan	695	8902	6735	352685
Mazandaran	1265	33403	12437	151852
Markazi	364	7063	2529	118217
Hormozgan	925	9724	9301	38356
Hamedan	348	4465	3551	15548
Yazd	562	14823	5004	2143569

1. Including cooperatives in operation, out of operation and under establishment

Source: Ministry of Cooperatives, Labor and Social Welfare .

11.14. GENERAL CHARACTERISTICS OF DIFFERENT TYPES OF COOPERATIVES UNIONS AT THE END OF THE YEAR

Description	Number	Member cooperatives	Employees	Capital (mln rials)
<i>Registered cooperatives unions⁽¹⁾</i>				
1375.....	246	7563	779	24461
1380.....	418	16378	2002	965539
1385.....	643	28307	6250	1148485
1388.....	850	29758	8300	1545366
1389.....	980	42710	9263	1168988
1390.....	1048	44730	9930	1571876
1391.....	1084	940173	10566	54480064
1392.....	1121	52456	11908	1903109
<i>Cooperatives unions under establishment</i>				
1375.....	6	128	9	219
1380.....	45	535	355	973
1385.....	100	2495	827	33571
1388.....	59	1727	868	8562
1389.....	11	98	69	425
1390.....	8	68	56	90
1391.....	0	0	0	0
1392.....	1	13	4	130
<i>Cooperatives unions in operation</i>				
1375.....	189	6410	762	23013
1380.....	308	14776	1560	963201
1385.....	415	23862	4731	1110622
1388.....	611	25231	6525	1530656
1389.....	678	31319	6496	987731
1390.....	645	58809	5837	1224996
1391.....	644	33597	5828	1355133
1392.....	623	41523	6943	1480467
Agricultural ⁽²⁾	119	3266	1667	23695
Mining ⁽²⁾	7	130	88	416
Hand-woven carpet.....	18	1114	101	742
Housing ⁽²⁾	201	16799	1774	68366
Manufacturing ⁽²⁾	36	361	876	10382
Producer's supply.....	40	850	303	202266
Customer's supply.....	78	16926	1103	666440
Transportation ⁽²⁾	35	687	231	313958
Services.....	79	958	759	191211
Construction.....	3	242	9	1037
Credit.....	7	190	32	1953

1. Including cooperatives in operation, out of operation and under establishment.

2. Detailed statistics of related cooperatives appear in Chapters of "Agriculture, forestry and fisheries", "Mining and Quarrying", "Manufacturing", "Construction and Housing" and "Transportation, Storage and Communications".

Source: Ministry of Cooperatives.

11. 15. GENERAL CHARACTERISTICS OF RURAL COOPERATIVES AT THE END OF THE YEAR
(1000 persons-mln rials)

Year and Ostan	Number	Members	Capital	Legal reserves
1375	2983	4411	212376	59845
1380	2947	4444	357404	140229
1385	2937	4570	544488	440765
1388	2900	4512	1377102	641405
1389	2864	4485	1421399	741693
1390	2853	4432	1493215	780621
1391	2795	4395	1668914	1218956
1392	2769	4326	1809554	1086323
East Azarbayejan	175	214	81620	39576
West Azarbayejan	142	356	103247	57697
Ardebil	81	82	22305	12816
Esfahan	137	221	162579	48396
Alborz	13	22	25524	11957
Ilam	36	45	12568	11520
Bushehr	33	74	33116	4694
Tehran	48	57	193883	76575
Chaharmahal & Bakhtiyari	55	88	26268	6081
South Khorasan.....	54	93	18582	11794
Khorasan-e-Razavi.....	222	301	126293	95755
North Khorasan.....	60	77	22466	12178
Khuzestan	97	203	46647	100087
Zanjan	66	101	48243	63636
Semnan	38	45	5917	6259
Sistan & Baluchestan	53	213	50701	13872
Fars	181	310	79722	103749
Qazvin	48	68	20054	6219
Qom	11	13	7967	6520
Kordestan	93	162	67663	26805
Kerman	146	186	28576	19101
Kermanshah	108	132	48600	141409
Kohgiluyeh & Boyerahmad	28	74	10588	3735
Golestan	68	75	42712	46428
Gilan	149	279	34705	24530
Lorestan	135	104	55332	23974
Mazandaran	183	278	292277	33158
Markazi	91	84	24323	38300
Hormozgan	58	114	13456	4199
Hamedan	120	182	59457	15095
Yazd	40	73	44163	20208

Source: Central Organization of Rural Cooperatives.

11. 16. GENERAL CHARACTERISTICS OF RURAL COOPERATIVES UNITS AT THE END OF THE YEAR (1000 persons-mln rials)

Year and Ostan	Number	Members	Capital	Legal reserves
1375.....	232	2975	63608	48795
1380.....	255	3004	117504	141472
1385.....	278	3012	226301	341046
1388.....	296	3025	278504	508301
1389.....	301	2997	299608	580438
1390.....	301	2932	404199	632012
1391.....	303	2895	483633	689432
1392.....	298	2860	593508	806434
East Azarbayejan	16	177	63874	36553
West Azarbayejan	17	157	68171	28537
Ardebil	9	81	7393	16257
Esfahan	20	150	69183	56858
Alborz.....	2	13	1101	3248
Ilam	5	50	2481	6562
Bushehr	4	32	870	4161
Tehran	8	46	33648	12106
Chaharmahal & Bakhtiyari	5	61	6970	10359
South Khorasan.....	5	62	3087	8017
Khorasan-e-Razavi.....	24	234	57462	58983
North Khorasan.....	6	60	2659	15017
Khuzestan	17	110	38601	200348
Zanjan	4	69	33992	15661
Semnan	4	39	3807	12352
Sistan & Baluchestan	8	50	13303	8922
Fars	26	231	27102	81436
Qazvin	3	48	8239	8402
Qom	0	0	0	0
Kordestan	9	93	13150	15320
Kerman	15	125	7249	20017
Kermanshah	12	108	22160	14648
Kohgiluyeh & Boyerahmad	5	30	2383	5585
Golestan	9	75	24130	40630
Gilan	16	156	6524	25362
Lorestan	10	134	21788	14854
Mazandaran	13	183	13605	23700
Markazi	8	90	6422	32608
Hormozgan	7	56	2584	4685
Hamedan	8	120	9388	23276
Yazd	3	20	22182	1970

Source: Central Organization of Rural Cooperatives.

**11. 17. WEIGHT OF SELECTED SURPLUS CROPS PURCHASED FROM FARMERS BY
RURAL COOPERATIVES (ton)**

Crop	1375	1380	1385	1388	1389	1390	1391	1392
Wheat	4558928	4645301	3120200	1426095	216218	486098	745565	657561
Barley	23457	31643	45849	233184	136861	192110	244068	280106
Rice and paddy	4599	92816	2058	11053	11007	12499	24927	17117
Grains	2506	288	2942	3383	3034	3908	3194	4340
Cotton (lint)	0	28967	6279	600	9370	11919	10842	20565
Fruits, vegetables and summer crops	2878	292809	3968	73932	51481	67069	83875	104914
Citrus fruits	2274	12653	514	5763	5517	27200	31798	21159
Dates.....	5227	19427	2034	2388	9877	4951	7538	9831

Source: Central Organization of Rural Cooperatives.

11. 18. NUMBER AND CAPACITY OF THE NATION'S ACCOMMODATIONS⁽¹⁾ BY CLASS

Year and Ostan	Number								Room	Bed
	Total	5-Star	4-Star	3-Star	2-Star	1-Star	Luxury hotels	Not classified		
1375	521	9	16	55	183	188	×	70	23897	48879
1380 ⁽²⁾	718	11	38	80	228	219	×	142	27889	57661
1385.....	000	000	000	000	000	000	×	000	000	000
1388.....	2721	17	69	596	769	1165	15	90	72593	171306
1389.....	000	000	000	000	000	000	000	000	76120	202679
1390.....	3282	21	78	708	867	1360	13	235	81999	221410
1391.....	3058	23	77	735	868	1293	61	1	82077	215379
1392.....	3088⁽³⁾	23	87	825	852	1162	130	9	82507	216396
East Azarbayejan.....	108	2	1	26	29	50	0	0	2684	6153
West Azarbayejan	91	1	3	37	27	23	0	0	1808	4065
Ardebil.....	227	0	1	62	75	89	0	0	4412	12393
Esfahan.....	151	1	4	29	27	67	18	5	3642	9169
Alborz.....	18	0	0	3	5	10	0	0	592	1452
Ilam	21	0	0	3	5	13	0	0	358	964
Bushehr	26	0	0	9	5	12	0	0	630	1605
Tehran	227	5	11	72	75	64	0	0	9923	20605
Chaharmahal & Bakhtiyari	21	0	0	5	1	15	0	0	252	721
South Khorasan.....	19	0	0	5	7	7	0	0	403	933
Khorasan-e-Razavi.....	979	5	17	277	203	398	79	0	27535	81345
North Khorasan.....	18	0	0	7	4	7	0	0	268	603
Khuzestan.....	65	0	4	28	13	20	0	0	2045	4579
Zanjan.....	26	0	1	6	5	14	0	0	491	1156
Semnan.....	20	0	1	8	5	5	0	1	335	942
Sistan & Baluchestan.....	40	0	3	3	20	14	0	0	1289	3281
Fars.....	197	2	6	56	57	43	33	0	6545	13924
Qazvi.....	22	0	0	6	6	10	0	0	365	889
Qom.....	81	0	3	22	37	19	0	0	1706	4542
Kordestan.....	48	0	1	17	10	20	0	0	867	2244
Kerman.....	62	1	2	7	32	20	0	0	1383	3229
Kermanshah.....	42	1	3	12	16	10	0	0	1110	2581
Kohgiluyeh & Boyerahmad	12	0	2	1	6	3	0	0	290	663
Golestan	34	0	1	5	17	11	0	0	756	2000
Gilan.....	182	0	9	44	59	70	0	0	3901	11141
Lorestan.....	28	0	1	10	9	8	0	0	460	1145
Mazandaran.....	167	1	5	25	42	94	0	0	4234	13342
Markazi	18	1	1	8	5	3	0	0	454	1038
Hormozgan	49	3	1	13	21	11	0	0	1776	4574
Hamedan	30	0	2	10	8	10	0	0	597	1681
Yazd	59	0	4	9	21	22	0	3	1396	3437

1. Including hotels, apartment hotels, lodging houses, inns, complexes, camps, waterside cottages, and motels.

2. Including hotels and apartment hotels only.

3. Excluding data related to pensions.

Sources: Ministry of Culture and Islamic Guidance;
- Presidency of the Islamic Republic of Iran

11. 19. BEDS IN ACCOMMODATION FACILITIES⁽¹⁾ BY CLASS

Year	Total	5-star	4-star	3-star	2-star	1-star	Luxury hotels	Not classified
1375	48879	4841	3969	9259	13706	9883	×	7221
1380 ⁽²⁾	57661	4489	7589	11872	17037	10456	×	6218
1385.....	000	000	000	000	000	000	×	000
1388.....	171306	7775	13273	43333	45942	56370	793	3370
1389.....	202679	000	000	000	000	000	000	000
1390	221410	9451	17515	56783	53409	72456	1043	1383 ⁽³⁾
1391.....	215379	10206	16614	60367	53267	70943	3982	40
1392.....	216396⁽⁴⁾	10775	19844	64062	51727	59694	10074	220

1. Including hotels, apartment hotels, lodging houses, inns, complexes, camps, waterside cottages and motels.

2. Including hotels and apartment hotels only.

3. Revised figures.

4. Excluding data related to pensions.

Sources: Ministry of Culture and Islamic Guidance;
- Presidency of the Islamic Republic of Iran.

