



# 20

# Government Budget





### *Introduction*

**B**udget statistics came to existence as the Ministry of Finance undertook formulation of the government budget in the year 1289. The produced statistics drew on the organizations revenues and expenditures data until the year 1342.

In the year 1342, the responsibility was shifted to the then Plan and Budget Organization (present Management and Planning Organization). Now, along with formulating the Government general budget (primary approved, amended approved, and realized), the Management and Planning Organization provides for the budget of public corporations and banks, as well as the government affiliated for-profit enterprises which were transferred to the public sector after the Islamic Revolution.

The statistical information provided here are from budget laws of different years and include various receipts and disbursements of the government general budget, the actual credits of Ostans, summary of the government corporations, government affiliated for-profit enterprises and banks budgets.

#### *Definitions and concepts*

**Government total budget:** the government's financial program for a fiscal year, which corresponds with the Iranian calendar year. It contains the government general budget as well as budgets for banks, government corporations, and government affiliated for-profit enterprises.

**Government general budget:** the budget in which financial resources required for

implementing the annual program as well as current and development credits for government agencies are formulated and predicted.

**Special revenues:** refers to revenues legally allotted to special expenditure(s) in the total state budget law.

**Miscellaneous sources of credits:** sources considered in the government total budget under the titles of loans, issuing government bonds, returns from previous years payments, and similar titles, and not of the nature of income.

**Approved and realized budget:** the budget for each fiscal year is estimated and proposed to the Cabinet in the previous year by Management and Planning Organization and is offered to the Majlis for approval as the budget bill. The bill is then communicated to the government as the budget law by the beginning of the new year (primary approved figures or estimate). With regard to possible changes in economic, social, and political conditions and fluctuations in receipts and payments, another budget for departments and organizations is offered to the Majlis by the government as the supplementary bill, which should be approved by the end of the year (amended approved figures). At the end of every fiscal year, the government's actual and realized budget becomes clear with regard to the amount of actual receipts and the sum of payments by the Treasury.

**Payments of the government general budget:** all development and current expenditures paid by the government from general and special revenues during a fiscal year.

**Receipts of the government general budget:** all sums known as general and special revenues as well as miscellaneous sources of credits, and funds that legally should be accumulated in the Treasury General's accounts.

**General revenues:** refers to revenues from incomes of ministries, government institutions, tax and dividends for government monopolies and properties, other revenues that are included in the total state budget law.

**Credit:** a sum approved by Majlis for special Expenditures to achieve certain goals of government's programs.

**Provision-of-capital-assets(development)credits:** refers to the credit allocated to specific operations and services which are carried out based on technical, social and economic studies by government organization. These operations and services are conducted during a specific period of time with a specific budget to realize the goals of the 5-Year Development Plan as a fixed investment or conduct a study to create capital asset. The needed resources for conducting these operations and services are funded through ownership of capital asset. This credit is divided into two types: profit and non-profit.

**Expenses credits(current):** credits considered in the 5-Year Development Plan as a whole and in the government general budget in parts to meet government current expenditures as well as expenditures of maintaining the level of government's socio-economic activities.

**Tax:** includes all obligatory and non-reimbursable payments by legal and natural entities to the government which are spent according to the law for governance and general expenses.

**Prepayment:** a payment satisfied before undertaking fulfillment, out of the concerned credits, based on the ordinances and agreements and according to the regulations.

**Project:** a correlated and specified set of operations and services carried out in a certain

period and at a certain cost for achieving a particular goal.

**National projects:** strategic, high-technology and extensive projects with supra-regional benefits.

**Ostani (provincial) projects:** projects planned in Ostans and implemented using both local and national facilities.

#### *Selected information*

National budget resources for the year 1394 were predicted to form an amount of 8467 thousand billion rials, indicating a rise of 5.4 percent.

Government revenues and cession of government capital and financial assets were about 2582 thousand billion rials in the year 1394, which increased by 9.9% in comparison to the previous year.

In the year 1394, tax revenues with 34.8%, cession of capital assets with 21.9%, and revenues from cession of financial assets with 13.4%, and revenues from sale of goods and services with 12.7% account for the highest share of government revenues respectively.

Actual expenditure (current) credits for government agencies of Ostans in the year 1393 was about 49.8 thousand billion rials which decreased by 1.9 percent compared to the previous year.

In the year 1392, Ostans' actual provision-of-capital-assets (development) credits were about 47.1 thousand billion rials, showing a rise of 37.4 percent in comparison to the year 1391.

In the year 1392, National actual provision-of-capital-assets (development) credits were about 152.9 thousand billion rials, showing a rise of 75.4 percent in comparison to the year 1391.

**20.1. SUMMARY OF TOTAL COUNTRY BUDGET****(bln rials)**

Description	The year 1385	The year 1390	The year 1391	The year 1392	The year 1393	The year 1394
<b>Total budget resources .....</b>	1915105.1	5083938.7	5665618	7277064.5	8033484.5	8467411.4
<b>Government general budget resources .....</b>	587596.8	1697225.1	1644177.1	2360485.5	2350084.6	2744101.6
Government general resources .....	548571	1545870	1442699.1	2104381.7	2111659.2	2362817.1
Revenues .....	244455.3	609989.5	653297.5	906537.4	1003487.5	1288509.2
Cession of capital assets .....	154878.2	590711.3	698764.5	702856.7	798795	564824.4
Cession of financial assets .....	149237.5	345169.2	90637.1	494987.6	309376.7	347033.5
Government special resources .....	39025.8	151355	201478	256103.8	238425.4	381284.4
Special revenues.....	39025.8	151355	201478	256103.8	238425.4	381284.4
<b>Resources of government corporations, banks and affiliated for- profit enterprises..</b>	1372837.7	3550656.3	4211765.3	5357964	5971257.7	6019377
Government corporations .....	1226633.2	3319142.2	3896013.7	4942693.6	5446870.7	5360434.7
Banks.....	122513.4	194275.9	275074.3	53558.2	466170.2	582734.2
Affiliated for- profit enterprises .....	23691	37238.1	40677.4	361712.2	58216.8	76207.9
Less: Duplications .....	45329.4	163942.7	190324.3	441385	287857.8	296067.1
<b>Total country budget uses .....</b>	1915105.1	5083938.7	5665618	7277064.5	8033484.5	8467411.4
<b>Government general budget uses .....</b>	587596.8	1697225.1	1644177	2360485.5	2350084.6	2744101.6
Government general uses .....	548571	1545870.1	1442699.1	2104381.7	2111659.2	2362817.1
Expenditures .....	377935.2	897920.6	1010713	1280918.1	1493325	1747228.7
Ownership of capital assets.....	156551.4	349749.4	397455	564438.4	412508.6	508854.3
Ownership of financial assets.....	14084.4	298200	34531	259025.3	205825.5	106734
Special uses.....	39025.8	151355	201478	256103.8	238425.4	381284.4
From government special revenues.....	39025.8	151355	201478	256103.8	238425.4	381284.4
<b>Uses of government corporations, banks and affiliated for-profit enterprises .....</b>	1372837.7	3550656.3	4211765.3	5357964	5971257.7	6019377
Government corporations.....	1226633.2	3319142.2	3896013.7	4942693.6	5446870.7	5360434.7
Banks.....	122513.4	194275.9	275074.3	53558.2	466170.2	582734.2
Affiliated for- profit enterprises .....	23691	37238.1	40677.4	361712.2	58216.8	76207.9
Less: Duplications .....	45329.4	163942.7	190324.3	441385	287857.8	296067.1

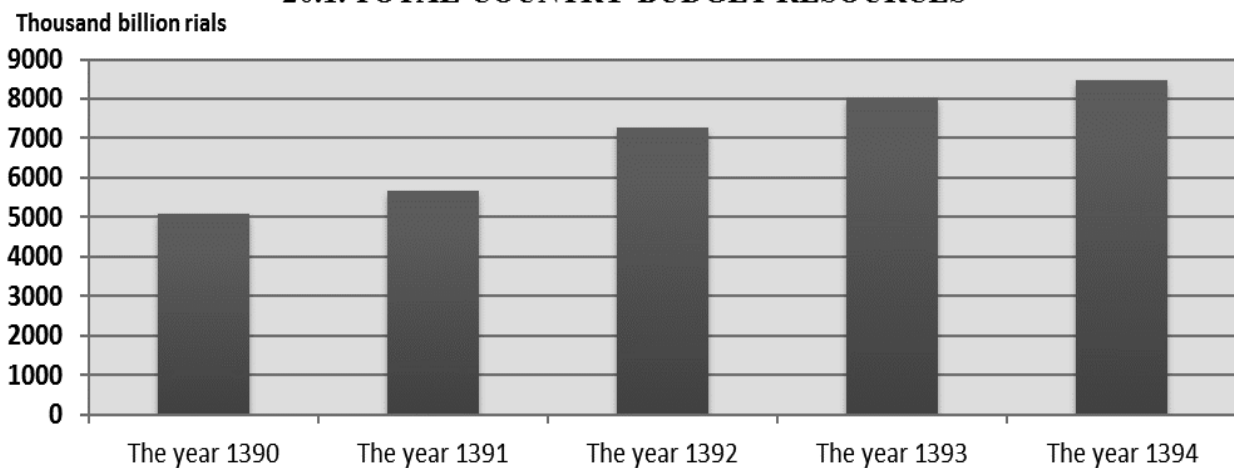
Source: Vice Presidency for Strategic Planning and Supervision.  
Presidency, Management and Planning Organization

**20.2. SUMMARY OF GOVERNMENT REVENUES AND EXPENDITURES (PRIMARY APPROVED FIGURES)** (bln rials)

Description	The year 1385	The year 1390	The year 1391	The year 1392	The year 1393	The year 1394
<b>Revenues.....</b>	<b>244455.3</b>	<b>609989.5</b>	<b>653297.5</b>	<b>906537.4</b>	<b>1003487.5</b>	<b>1288509.2</b>
Tax revenues .....	177617.3	404441.9	454004.4	560774.2	702545.1	883859.9
Social contributions.....	0	0	0	0	0	0
Grants .....	0	0	0	0	0	0
Revenues from government properties .....	50344.5	150823.9	148625.7	280170.6	188956.6	217940.3
Revenues from sale of goods and service...	9413	24885.4	26674.3	35224.4	54882.9	68707.8
Revenues from penalties and losses.....	2708.5	11316.7	8356	12412.9	20228.9	67095.1
Miscellaneous revenues .....	4372	18521.5	15637.1	17955.3	36873.8	50906
<b>Expenditures.....</b>	<b>377935.2</b>	<b>897920.6</b>	<b>1010713</b>	<b>1280918.1</b>	<b>1493325</b>	<b>1747228.7</b>
Chapter 1. Employees compensation .....	116659	278955	317575.3	538022.9	651518.7	649511.1
Chapter 2. Utilization of goods and services	32263.3	117179.7	151724.6	174187.1	192375	261819
Chapter 3. Expenditures of properties and assets .....	463.2	3252.8	2524.6	10820.5	9152.3	1525
Chapter 4. Subsidies.....	60599.6	167950.1	136325	228454.1	212646.7	159238.7
Chapter 5. Grants .....	43856.7	39229.9	62320.9	41893.5	69162.7	38381.5
Chapter 6. Social welfare .....	69959.1	265163.1	304890.5	248486.9	312206.5	494239
Chapter 7. Other.....	54134.3	26189.6	35352.3	39053.1	46262.8	142514.3
Operational balance.....	-133479.9	-287931.1	-357415.6	-374380.7	-489837.4	-458719.5

Source: Vice Presidency for Strategic Planning and Supervision.  
Presidency, Management and Planning Organization.

**20.1. TOTAL COUNTRY BUDGET RESOURCES**



For data see Table 20.1.

**20.3. SUMMARY OF CESSION AND OWNERSHIP OF GOVERNMENT CAPITAL ASSETS  
(PRIMARY APPROVED FIGURES)** **(bln rials)**

Description	The year 1385	The year 1390	The year 1391	The year 1392	The year 1393	The year 1394
<b>Cession of capital assets.....</b>	<b>154878.2</b>	<b>590711.3</b>	<b>698764.5</b>	<b>702856.7</b>	<b>798795</b>	<b>564824.4</b>
Section 1. Oil revenue .....	<sup>(1)</sup> 151801.0	571117.9	683607.9	636656.7	777993	537366.4
Section 3. Sale of government buildings and installations.....	<sup>(1)</sup> 000	1145	982	4984.8	3500	8733.4
Section 4. Sale and cession of lands.....	<sup>(1)</sup> 000	380	380	330	400	2986
Section 5. Sale of machinery and equipment.....	<sup>(1)</sup> 000	106	108	200	250	415
Section 9. Sale and cession of other capital assets.....	<sup>(1)</sup> 3077.2	17962.4	13686	60685.2	16652	15323.6
<b>Ownership of capital assets .....</b>	<b>156551.4</b>	<b>349749.4</b>	<b>397455</b>	<b>564438.4</b>	<b>412508.6</b>	<b>508854.3</b>
Section 1. Buildings and other constructions .....	80149.2	251425.8	297962.6	365028.9	256386.3	319102.9
Section 2. Machinery and equipment....	19325.2	47142.9	70837.8	140287.5	139198	128603
Section 3. Other fixed assets .....	1503.3	2168.6	2296	15859.5	2651.7	1399.3
Section 4. Stocks .....	432	16.4	277.6	0	91.3	1134
Section 5. Precious goods .....	14.5	74.2	81.4	50.5	46.7	19.4
Section 6. Land .....	2005.5	2171.3	2540	6231	1680.4	8475.9
Section 7. Other assets not produced .....	53121.8	46749.8	23459.7	36981	12454.3	50119.6
Net capital assets .....	-1673.2	240961.8	301309.5	138418.3	386286.4	55970

1. The cession of capital assets in the National Budget Laws for the year 1385 was cited in two paragraphs.

The first paragraph included oil and oil products which were cited in the first section. The title of the second paragraph was "the resource from sale of movable and immovable properties which was cited in the ninth section.

The information on the third, fourth, and fifth section cannot be rendered separately.

Source: Vice Presidency for Strategic Planning and Supervision.

Presidency, Management and Planning Organization.

**20.4. SUMMARY OF TRANSACTION OF GOVERNMENT FINANCIAL ASSETS (PRIMARY APPROVED FIGURES)** (bln rials)

Description	The year 1385	The year 1390	The year 1391	The year 1392	The year 1393	The year 1394
<b><i>Cession of financial assets</i></b> .....	<b>149237.5</b>	<b><sup>(1)</sup>345169.2</b>	<b>90637.1</b>	<b>494987.6</b>	<b>309376.7</b>	<b><sup>(1)</sup>347033.5</b>
Sale of participation papers .....	8400	0	0	50000	60000	110000
Utilization of foreign facilities .....	4979.3	2610.4	2057.1	2404.6	1644	64.2
Utilization of stocks of foreign currencies savings account .....	122416.3	10000	10000	0	0	0
Government receipts of the principal of loans from abroad.....	<sup>(2)</sup> 000	4.5	0	5.1	5.2	30
Receipts from cession of public corporations.....	7400	290000	65000	432000	231000	176000
Government receipt of principal of domestic loan .....	<sup>(2)</sup> 741.8	2549.2	2575	2972.9	3415	3511
Returns from payments of previous years	5300	22505	11005	7605	9000	9678.3
Sources from National Development Fund	x	x	x	x	4312.5	42750
<b><i>Ownership of financial assets</i></b> .....	<b>14084.4</b>	<b><sup>(3)</sup>298200.0</b>	<b><sup>(3)</sup>34531.0</b>	<b><sup>(3)</sup>259025.33</b>	<b><sup>(3)</sup>205825.6</b>	<b><sup>(3)</sup>106734</b>
Transfer of shares.....	0	262400	18600	220000	174000	70500
Repayment of the principal of participation papers .....	4020	8600.2	7117	24460.2	13769	15870.8
The previous years' commitments not paid.....	472	2700	3330	5700	5600	10350
Payments of commitments made for dispatching Great Hajj pilgrims .....	0	0	0	0	0	0
Repayments of the principal of loans provided by banking system.....	400	1330	900	1145	1625	1130
Repayment of the principal of overseas loans and undertakings.....	9192.4	4849.8	3784	6920.1	10031.6	8083.2
<b><i>Net ownership of financial assets</i></b> .....	<b>135153.1</b>	<b>46969.2</b>	<b>56106.1</b>	<b>235962.3</b>	<b>103551.1</b>	<b>240299.5</b>

1. The amount of 17500.1 billion rials for the year 1390 and amount of 5000 billion rials for the year 1394 relate to the resources from cession of mines and the projects of capital assets ownership included in the total.
2. Since Government receipt of principal of loans by domestic and foreign resources was not included in the Budget Law for the years 1385, the related data are included in this section because of the larger share of government domestic loans.
3. The amount of 18320 billion rials for the year 1390, and amount of 800 billion rials for the years 1391, 1392, 1393, and 1394 relate to the investment and international economic and cultural contributions included in the total.

Source: Vice Presidency for Strategic Planning and Supervision.  
Presidency, Management and Planning Organization.



**20.5. REVENUES AND CESSION OF GOVERNMENT CAPITAL AND FINANCIAL ASSETS  
BY SECTION AND PARAGRAPH** (bln rials)

Description	The year 1385 (Realized)	The year 1390 (Approved)	The year 1391 (Approved)	The year 1392 (Approved)	The year 1393 (Approved)	The year 1394 (Approved)
<b><i>Revenues and cession of capital and financial assets</i></b> .....	<b>587596.8</b>	<b>1697225.1</b>	<b>1644177.1</b>	<b>2360485.5</b>	<b>2350084.6</b>	<b>2581651.6</b>
<b><i>Section 1. Tax revenues</i></b> .....	<b>178306.4</b>	<b>408522</b>	<b>460264.3</b>	<b>569693.3</b>	<b>713842.5</b>	<b>898320.5</b>
Para 1: Corporate tax.....	80089.6	174099.7	187895.8	231576.3	239245.2	300955.2
Para 2: Income tax.....	18834.3	53320.4	68560	82395	102407.4	117085.9
Para 3: Wealth tax .....	6368.7	13724.9	17126.1	20899.5	27146.6	23760.2
Para 4: Tax on imports.....	57168.5	98431	115124.2	108525	111733.8	140700.2
Para 5: Tax on goods and services .....	15845.2	68945.8	71558.4	126297.5	233309.3	315819
<b><i>Section 2. Social contributions</i></b> .....	<b>1000</b>	<b>3000</b>	<b>5000</b>	<b>9000</b>	<b>13000</b>	<b>15000</b>
Para 1: Insurance premiums .....	1000	3000	5000	9000	13000	15000
<b><i>Section 4. Revenues from government properties</i></b> .....	<b>50394.5</b>	<b>150829.4</b>	<b>148632.2</b>	<b>280177.6</b>	<b>189274.6</b>	<b>218952.1</b>
Para 1: Dividends of government corporations.....	47928.1	87705.1	117326.4	130427.2	115000	136042
Para 2: Interest on government loans .....	0.9	0.4	0.3	0.2	0.5	1.3
Para 3: Revenues from rent.....	176.3	460.9	468.5	605.7	974.1	1467
Para 9: Other revenues from government properties.....	2289.2	62663	30837	149144.5	73300	81442
<b><i>Section 5: Revenues from sale of goods and services</i></b> .....	<b>28363.1</b>	<b>87227.9</b>	<b>104632.9</b>	<b>132967</b>	<b>190759.9</b>	<b>326744.6</b>
Para 1: Revenues from sale of services.....	28202.7	85395.6	102130.7	130673.6	187842.4	322431.4
Para 2: Revenues from sale of goods .....	160.4	1832.2	2502.1	2293.4	2917.4	4313.2
<b><i>Section 6. Revenues from penalties and losses</i></b> .....	<b>2708.8</b>	<b>11317.7</b>	<b>8357</b>	<b>12413</b>	<b>20229</b>	<b>67095.2</b>
Para 1: Revenues from penalties and losses .....	2708.8	11317.7	8357	12413	20229	67095.2

**20.5. REVENUES AND CESSION OF GOVERNMENT CAPITAL AND FINANCIAL ASSETS  
BY SECTION AND PARAGRAPH (continued) (bln rials)**

Description	The year 1385 (Realized)	The year 1390 (Approved)	The year 1391 (Approved)	The year 1392 (Approved)	The year 1393 (Approved)	The year 1394 (Approved)
<b>Section 7. Miscellaneous revenues .....</b>	<b>22308.4</b>	<b>98992.5</b>	<b>126406.1</b>	<b>158190.3</b>	<b>114556.8</b>	<b>142891</b>
Para 1: Miscellaneous revenues .....	22308.4	98992.5	126406.1	158190.3	114556.8	142891
Para 2: Total country's miscellaneous revenues .....	0	0	0	0	0	0
<b>Cession of capital assets.....</b>	<b>155278.2</b>	<sup>(1)</sup> <b>592166.3</b>	<sup>(1)</sup> <b>700247.5</b>	<sup>(1)</sup> <b>703056.7</b>	<sup>(1)</sup> <b>799045</b>	<sup>(1)</sup> <b>565614.4</b>
Section 1: Oil revenues .....	151801	571117.9	683607.9	636656.7	777993	537366.4
Section 3: Sale of government buildings and installations.....	<sup>(2)</sup> 3477.2	2145	2052.5	4984.8	3500	8733.4
Section 4: Sale and cession of land.....	<sup>(2)</sup> 000	380	380	330	400	2986
Section 5: Sale of machinery and equipment.....	<sup>(2)</sup> 000	211	221.1	200	250	755
Section 9: Sale and cession of other capital assets .....	<sup>(2)</sup> 000	10252.4	7303	5334.2	1801.1	1272.6
<b>Cession of financial assets .....</b>	<b>149237.5</b>	<sup>(3)</sup> <b>345169.2</b>	<b>90637.1</b>	<b>494987.6</b>	<sup>(4)</sup> <b>309376.7</b>	<sup>(4)</sup> <b>347033.5</b>
Sale of participation papers.....	8400	0	0	50000	60000	110000
Utilization of foreign facilities .....	4979.3	2610.4	2057.1	2404.6	1644	64.2
Utilization of stocks of foreign currencies savings account .....	122416.3	10000	10000	0	0	0
.Government receipts of the principal of loans from abroad.....	<sup>(5)</sup> 000	4.5	4.6	5.1	5.2	29.6
Receipts from cession of public corporation .....	7400	290000	65000	432000	231000	176000
Government receipt of principal of domestic loans.....	<sup>(5)</sup> 741.8	2549.2	2570.4	2972.9	3415	3511.3
Returns from payments of previous years...	5300	22505	11005	7605	9000	9678.3

1. The amount of 8060 billion rials for the year 1390 and the amount of 6683 billion rials for the year 1391 and the amount of 55551 billion rials for the year 1392 and 15101 billion rials for the year 1393 and amount of 14501 billion rials for the year 1394 relate to the resources from the sale of movable and immovable assets included in the total.

2. Statistics for Sections 4, 5 and 9 are presented in the Section 3.

3. The amount of 17500 billion rials for the year 1390 relate to the resources from cession of mines and the projects of capital assets ownership included in the total.

4. The amount of 4312.5 billion rials for the year 1393 and the amount of 42750 billion rials for the year 1394 relate to the resources from National Development Fund and the amount of 5000 billion rials for the year 1394 relates to the resources from cession of other capital assets..

5. Receipt of the principal of government's domestic and overseas loans changed into the resources from receipt of the principal of loans. Moreover, due to the large share of the domestic loans, the related information is included in this line.

Source: Vice Presidency for Strategic Planning and Supervision.

Presidency, Management and Planning Organization.

**20.6.CREDITS OF GOVERNMENT ORGANIZATIONS AND LINE ITEMS BY PLAN (bln rials)**

Description	1380 (Realized)	1385 (Approved)	1390 (Approved)	1391 (Approved)	1392 (Approved)	1393 (Approved)	1394 (Approved)
<b>Total</b> .....	<b>152670.2</b>	<b>901284.3</b>	<b>1399025.1</b>	<b>1609646.1</b>	<b>2101460.2</b>	<b>2144259.0</b>	2637367.6
Credits of organizations and budget classification numbers .....	101604.6	587976.8	1032791.9	1347032.1	1598294.3	1684832.0	2127081.6
Current and development credits of local administrative organizations in Ostans.....	33714.9	0.0	0.0	0.0	0.0	0.0	0.0
Miscellaneous expenditures and other numbers .....	12853.4	313307.5	366233.1	262614.0	503165.9	459427.0	510286.0
Commission and guaranteed interest of loans .....	3688.1	0.0	0.0	0.0	0.0	0.0	0.0
Repayments of loans and debts and prepayments .....	809.2	0.0	0.0	0.0	0.0	0.0	0.0

Source: Vice Presidency for Strategic Planning and Supervision.  
Presidency, Management and Planning Organization.

**20.7. GOVERNMENT'S GENERAL BUDGET PAYMENTS BY AFFAIRS<sup>(1)</sup> (bln rials)**

Description	The year 1375	The year 1380	The year 1385	The year 1390	The year 1391
<b><i>Credits (primary approved figures)</i></b> .....	<b>61318.1</b>	<b>164266.9</b>	<b><sup>(2)</sup>572950.9</b>	<b><sup>(2)</sup>1399025.1</b>	<b><sup>(2)</sup>1609646</b>
General affairs.....	4051.5	16252.6	17663.4	76167	94480.3
National defence affairs .....	3532.2	22336	59287.8	196353.3	268353.6
Social affairs .....	22489.9	73318	98415.5	568741.7	752526.1
Economic affairs .....	14752.3	16905.4	87147.9	187638.7	227531.1
Credits for the expences of Jihad-e-Sazandegi .....	0	7384.6	0	0	0
Miscellaneous expenditures .....	13394.6	22851.3	217713.2	366233.1	262614
Commission and guaranteed .....	180.9	4151	0	0	0
Repayment of loans and debts and prepayments .....	2916.7	1067.9	0	0	0
<b><i>Credits (amended approved figures)</i></b> .....	<b>61318.1</b>	<b>164260.9</b>	-	-	-
General affairs.....	4046.5	23637.1	-	-	-
National defence affairs .....	3532.2	22336	-	-	-
Social affairs .....	22494.9	73318	-	-	-
Economic affairs .....	14752.3	16899.4	-	-	-
Credits for the expences of Jihad-e-Sazandegi .....	0	0	-	-	-
Miscellaneous expenditures .....	13394.6	22851.3	-	-	-
Commission and guaranteed interest of loans .....	180.9	4151.1	-	-	-
Repayment of loans and debts and prepayments .....	2916.7	1067.9	-	-	-
<b><i>Payments(actual and realized figures)</i></b> .....	<b>59743.9</b>	<b>118935.3</b>	-	-	-
General affairs.....	4846.9	13620.4	-	-	-
National defence affairs .....	4616.1	22488.3	-	-	-
Social affairs .....	26510.8	55069.7	-	-	-
Economic affairs .....	12108.9	10426.2	-	-	-
Credits for the expences of Jihad-e-Sazandegi .....	0	0	-	-	-
Miscellaneous expenditures .....	10625.2	12853.4	-	-	-
Commission and guaranteed interest of loans .....	12.3	3668.1	-	-	-
Repayment of loans and debts and prepayments .....	1023.7	809.2	-	-	-

**20.7. GOVERNMENT'S GENERAL BUDGET PAYMENTS BY AFFAIRS<sup>(1)</sup>(continued) (bln rials)**

Description	1392	1393	1394
<b><i>Credits (primary approved figures)</i></b>			
.....	<sup>(2)</sup> 2101460.2	<sup>(2)</sup> 2144259	<sup>(2)</sup> 2637367.6
General affairs.....	103688.6	120665	163085.7
National defence affairs .....	310820.9	271844.7	326059.2
Social affairs .....	912358.3	1070681.7	1369200
Economic affairs .....	268881.5	216557.7	261451.6
Credits for the expences of Jihad-e-Sazandegi .....	0	0	0
Miscellaneous expenditures .....	503165.9	459427	510286
Commission and guaranteed interest of loans .....	0	0	0
Repayment of loans and debts and prepayments .....	0	0	0
<b><i>Credits (amended approved figures)</i></b> .....	-	-	-
General affairs .....	-	-	-
National defence affairs .....	-	-	-
Social affairs .....	-	-	-
Economic affairs .....	-	-	-
Credits for the expences of Jihad-e-Sazandegi .....	-	-	-
Miscellaneous expenditures .....	-	-	-
Commission and guaranteed interest of loans .....	-	-	-
Repayment of loans and debts and prepayments .....	-	-	-
<b><i>Payments (actual and realized figures)</i></b> .....	-	-	-
General affairs .....	-	-	-
National defence affairs .....	-	-	-
Social affairs .....	-	-	-
Economic affairs .....	-	-	-
Credits for the expences of Jihad-e-Sazandegi .....	-	-	-
Miscellaneous expenditures .....	-	-	-
Commission and guaranteed interest of loans .....	-	-	-
Repayment of loans and debts and prepayments .....	-	-	-

1. Including payments from general and special revenues.

2. Including 92723.1, 3890, 4140.9, 2545,5083, and 7285 billion rials for the years 1385, 1390, 1391, 1392, 1393, and 1394 respectively which are appropriated to Ostan's expenditure credits and are not available by affairs and are included with the total

Sources: Management and Planning Organization.

Vice Presidency for Strategic Planning and Supervision..

Presidency, Management and Planning Organization.

**20.8. ACTUAL EXPENDITURE (CURRENT) CREDITS OF GOVERNMENT AGENCIES IN OSTANS FROM GENERAL REVENUES BY OSTAN** (mln rials)

Description	1375	1380	1385	1389	1390	1391	1392	1393
<b>Total country .....</b>	<b>8707354</b>	<b>29671043</b>	<b>107109079</b>	<sup>(1)</sup> <b>37324871</b>	<sup>(1)</sup> <b>43401164</b>	<sup>(1)</sup> <b>41923730</b>	<sup>(1)</sup> <b>50750911</b>	<sup>(1)</sup> <b>49780545</b>
East Azarbayejan.....	434138	1432138	4883077	1583109	1800388	1701184	1986235	2007528
West Azarbayejan .....	336863	1087143	4014690	1432087	1710524	1543875	1913152	1898067
Ardebil .....	172046	601972	2112813	771317	864107	957014	1243460	1046120
Esfahan.....	573582	2089697	7007798	2067982	2339030	2304195	2587146	2553544
Alborz .....	<sup>(2)</sup> 000	<sup>(2)</sup> 000	<sup>(2)</sup> 000	<sup>(2)</sup> 000	786524	809282	1062079	962393
Ilam .....	118056	380244	1388644	651801	776133	836502	1007353	1011777
Bushehr .....	152076	499739	1914354	976236	1152397	1102795	1338319	1181973
Tehran .....	<sup>(2,3)</sup> 1251181	<sup>(2)</sup> 3810838	<sup>(2)</sup> 14033801	<sup>(2)</sup> 3609787	3667396	2758901	3424573	3496204
Chaharmahal&Bakhtiari	153908	482739	1771768	714341	786064	839007	1013308	962503
South Khorasan .....	<sup>(4)</sup> 000	<sup>(4)</sup> 000	1225517	677266	791427	817428	1122198	1049378
Khorasan-e-Razavi.....	<sup>(4)</sup> 866100	<sup>(4)</sup> 2931108	8853501	2355706	2778986	2688223	2947437	2978245
North Khorasan .....	<sup>(4)</sup> 000	<sup>(4)</sup> 000	1493798	572358	692109	731008	892859	878965
Khuzestan.....	494381	1694277	6191088	2243185	2464023	2326053	2858163	2819698
Zanjan .....	157798	453143	1628410	722849	863139	882576	1105134	998300
Semnan.....	115884	359282	1190152	713881	851898	865140	1014253	1032037
Sistan&Baluchestan ....	221946	726771	2963801	1260936	1390685	1421033	1795109	1662771
Fars.....	619941	2120244	7241533	2174130	2503420	2435426	2932280	2991516
Qazvin .....	<sup>(3)</sup> 000	401178	1692085	668062	762468	722826	941156	846929
Qom.....	<sup>(3)</sup> 000	415061	1452694	466166	587598	580453	704820	666765
Kordestan .....	205060	722502	2479786	914235	1053592	1066556	1334963	1233201
Kerman.....	379651	1289515	4190334	1588901	1732829	1711242	2055759	2061158
Kermanshah .....	262989	933050	3458882	1222458	1421239	1424034	1692372	1729629
Kohgiluyeh&Boyerahmad .	132202	431405	1488580	729852	802383	822304	1022723	993725
Golestan .....	<sup>(5)</sup> 000	803761	2542191	1025101	1268851	1280023	1543473	1562386
Gilan.....	385281	1169638	4416059	1606901	1894149	1860084	2298848	2262283
Lorestan.....	254331	821691	3052441	975014	1139951	1124396	1373689	1373537
Mazandaran.....	<sup>(5)</sup> 670430	1392246	5195982	1891879	2180529	2199102	2545319	2836675
Markazi .....	198168	711239	2092736	885330	957973	982128	1199625	1115783
Hormozgan.....	152717	554375	2373687	1032675	1226592	1021039	1306788	1227289
Hamedan .....	239594	794849	2770447	931787	1156951	1076182	1371626	1315761
Yazd .....	159029	561201	1988430	859537	997809	1033719	1116692	1024406

1. Expenditure credits for the Ministry of Education and Martyr and Devotees Affairs Foundation are national and excluded from Ostans' expenditure credits since the year1387.

2. Data for Alborz are included with Tehran.

3. Data for Qazvin and Qom Ostans are included with Tehran.

4. Data for North Khorasan and South Khorasan Ostans are included with Khorasan-e-Razavi.

5. Data for Golestan are included with Mazandaran for the year1375.

Source: Management and Planning Organization.

Vice Presidency for Strategic Planning and Supervision.

Presidency, Management and Planning Organization.

**20.9. OSTANS PROVISION-OF-CAPITAL-ASSETS (DEVELOPMENT) CREDITS BY AFFAIRS** (mln rials)

Description	1375	1380	1385	1388
<i>Primary approved figures</i>				
<b>Total</b> .....	<b>4216231</b>	<b>12814759</b>	<b>76565240</b>	<b>76512340</b>
General .....	126298	403609	1977637	2611720
Social affairs .....	3280478	8526375	16104704	18007576
Economic affairs .....	809445	3884667	58429432	55771251
Defense and security affairs .....	0	95	53460	121784
<i>Amended approved figures</i>				
<b>Total</b> .....	<b>4216231</b>	<b>12814759</b>	<b>76565240</b>	<b>76512340</b>
General affairs .....	126298	403609	1977637	2611720
Social affairs .....	3280478	8526375	16104704	18007576
Economic affairs .....	809445	3884667	58429432	55771251
Defense and security affairs .....	0	95	53460	121784
<i>Actual and realized</i>				
<b>Total</b> .....	<b>4018290</b>	<b>9752387</b>	<b>59774827</b>	<b>59667140</b>
General affairs .....	118200	309131	1695646	1980143
Social affairs .....	3127713	6438270	12260541	13845525
Economic affairs .....	772366	3004880	45794063	43743287
Defense and security affairs .....	0	95	24570	98185
Description	1389	1390	1391	1392
<i>Primary approved figures</i>				
<b>Total</b> .....	<b>88739757</b>	<b>129365105</b>	<b>97831796</b>	<b>114518657</b>
General .....	3355902	5883897	4996577	6061084
Social affairs .....	24573490	36004510	27926078	30620692
Economic affairs .....	60060627	86153188	64059072	76704340
Defense and security affairs .....	749730	1323510	850069	1132541
<i>Amended approved figures</i>				
<b>Total</b> .....	<b>88739757</b>	<b>129365105</b>	<b>97831796</b>	<b>114518657</b>
General affairs .....	3355902	5883897	4996577	6061084
Social affairs .....	24573490	36004510	27926078	30620692
Economic affairs .....	60060627	86153188	64059072	76704340
Defense and security affairs .....	749730	1323510	850069	1132541
<i>Actual and realized</i>				
<b>Total</b> .....	<b>71643969</b>	<b>96747442</b>	<b>34255419</b>	<b>47075873</b>
General affairs .....	2955914	4741743	1978594	2808120
Social affairs .....	17614736	23237742	9289256	11996894
Economic affairs .....	50391979	67613782	22667286	31720372
Defense and security affairs .....	681338	1154175	320283	550487

Source: Management and Planning Organization.

**20.10. OSTANS' ACTUAL PROVISION-OF-CAPITAL-ASSETS (DEVELOPMENT) CREDITS  
FOR GENERAL AFFAIRS BY CHAPTER** (mln rials)

Description	1385	1388	1389	1390	1391	1392
<b>Total .....</b>	<b>1695646</b>	<b>1980143</b>	<b>2955914</b>	<b>4741743</b>	<b>1978594</b>	<b>2808120</b>
Chapter 1. Legislation .....	0	0	0	0	0	0
Chapter 2. Administration of public affairs .....	791955	1078531	1785984	2792933	1240425	1777038
Chapter 3. Judiciary affairs .....	583173	486915	674310	1218885	446296	655523
Chapter 4. Financial, technical and management affairs ..	320510	361467	404635	608281	222264	304845
Chapter 5. Development of science and technology <sup>(1)</sup> .....	8	53230	90985	121644	69609	70714

.1.The chapter 5 (Fundamental researches) was renamed "Development of science and technology" as of the year 1388.  
Source: Management and Planning Organization.

**20.11. OSTANS ACTUAL PROVISION-OF-CAPITAL-ASSETS (DEVELOPMENT) CREDITS  
FOR SOCIAL AFFAIRS BY CHAPTER** (mln rials)

Description	1385	1388	1389	1390	1391	1392
<b>Total .....</b>	<b>12260541</b>	<b>13845525</b>	<b>17614736</b>	<b>23237742</b>	<b>9289256</b>	<b>11996894</b>
Chapter 1. Public education and training .....	5812775	5771681	6495774	7365952	3402823	3811310
Chapter 2. Culture and arts, mass media and tourism .....	2983812	3945273	5586595	8586451	3067980	3730175
Chapter 3. Health, medical care and nutrition....	519795	920100	1585854	2408775	927645	1831714
Chapter 4. Social security and welfare.....	699638	1161199	1375914	1830599	717774	915310
Chapter 5. Physical training .....	2244521	2047272	2570599	3045965	1173034	1708385

Source: Management and Planning Organization.



**20.12. OSTANS ACTUAL PROVISION-OF-CAPITAL-ASSETS (DEVELOPMENT) CREDITS  
FOR ECONOMIC AFFAIRS BY CHAPTER** (mln rials)

Description	1385	1388	1389	1390	1391	1392
<b>Total</b> .....	<b>45794063</b>	<b>43743287</b>	<b>50391979</b>	<b>67613782</b>	<b>22667286</b>	<b>31720372</b>
Chapter 1. Agriculture and natural resources.....	3872461	7491349	5521062	6636322	1929816	2670399
Chapter 2. Water resources .....	9946784	6848688	6052195	6287520	3304661	3341897
Chapter 3. Manufacturing and mining .....	1556218	2025499	2776956	3024663	684698	912582
Chapter 4. Environment .....	155822	323803	338058	472322	189149	319291
Chapter 5. Commerce and cooperation.....	261682	387516	593510	444750	190528	211415
Chapter 6. Energy .....	1787769	765215	2552579	2954704	715711	1163922
Chapter 7. Transportation.....	11528368	8288918	10449762	13672562	5414784	7499298
Chapter 8. Communications and IT .....	125569	132097	192652	189568	104424	149159
Chapter 9. Housing and urban development .....	16559390	17480202	21915201	33931371	10133515	15452409

Source: Presidency. Vice Presidency for Strategic Planning and Supervision.

**20.13. OSTANS ACTUAL PROVISION-OF-CAPITAL-ASSETS (DEVELOPMENT) CREDITS  
FOR DEFENSE AND SECURITY AFFAIRS BY CHAPTER** (mln rials)

Description	The year 1385	The year 1388	The year 1389	The year 1390	The year 1391	The year 1392
<b>Total</b> .....	<b>24570</b>	<b>98185</b>	<b>681338</b>	<b>1154175</b>	<b>320283</b>	<b>550487</b>
Chapter 1. Defense .....	1100	35166	493256	608560	167971	295429
Chapter 2. Public order and security.....	23470	63019	188082	545615	152312	255058

Source: Management and Planning Organization.

**20.14. OSTANS ACTUAL PROVISION-OF-CAPITAL-ASSETS (DEVELOPMENT) CREDITS**  
 (mln rials)

Ostan	1375	1380	1385	1388	1389	1390	1391	1392
<b>Total country</b> .....	<b>4018290</b>	<b>9752387</b>	<b>59774827</b>	<b>59667140</b>	<b>71643969</b>	<b>96747442</b>	<b>34255419</b>	<b>47075873</b>
East Azarbayejan.....	202899	428422	2122917	2820012	3015188	2751518	949733	1472460
West Azarbayejan .....	161617	290149	2601050	1632296	2223466	3088887	979104	1385023
Ardebil .....	114217	285985	1432360	785453	1081058	1284137	600228	634049
Esfahan.....	150489	499145	1787512	3126546	3222461	3549033	1178127	1599188
Alborz .....	<sup>(1)</sup> 000	<sup>(1)</sup> 000	<sup>(1)</sup> 000	<sup>(1)</sup> 000	<sup>(1)</sup> 000	1492140	912476	000
Ilam .....	74538	196351	1516518	1027657	948108	1451040	616251	737101
Bushehr .....	77506	299966	2351112	2292943	2784057	3659746	1750874	2265240
Tehran .....	<sup>(1,2)</sup> 238362	<sup>(1)</sup> 611898	<sup>(1)</sup> 2340724	<sup>(1)</sup> 3948629	<sup>(1)</sup> 4617636	8297486	1100596	3466888
Chaharmahal&Bakhtiyari ...	73577	195294	1196965	824761	994124	1319867	418768	782031
South Khorasan .....	<sup>(3)</sup> 000	<sup>(3)</sup> 000	992871	680443	1343425	1883418	619229	632052
Khorasan-e-Razavi.....	<sup>(3)</sup> 291848	<sup>(3)</sup> 814354	3468482	3219278	911808	5719489	1940946	2194580
North Khorasan .....	<sup>(3)</sup> 000	<sup>(3)</sup> 000	977651	720108	5062549	1525271	1113208	3161601
Khuzestan.....	619869	1001540	7760732	7524183	8223956	9023453	3152071	4287673
Zanjan .....	104413	166392	1215392	898856	1046535	1826653	1045793	699030
Semnan.....	47349	134584	881861	1068280	1047884	1237855	398187	710044
Sistan&Baluchestan .....	207162	440900	2591709	2172017	2651341	5102615	1472494	2209393
Fars.....	237275	585623	2992520	4168413	4599798	5023998	1793561	2314888
Qazvin .....	<sup>(2)</sup> 000	160343	920248	1263301	1018310	1312604	482726	553447
Qom.....	<sup>(2)</sup> 000	129194	795943	921683	1329505	2764088	1185193	1123832
Kordestan .....	111255	287997	1759090	1770905	2675163	4002591	1297415	1166872
Kerman.....	153569	435011	2886779	3596593	3742035	4538275	1465046	2294087
Kermanshah .....	199089	429397	2706040	2010370	2324101	4171729	1355896	2273533
Kohgiluyeh&Boyerahmad ..	87119	198903	1284244	1127516	1437436	1917107	710541	858560
Golestan .....	<sup>(4)</sup> 000	336440	1669249	1100339	1313777	1889249	906071	749445
Gilan.....	134979	319263	1656871	1365952	1766210	2298049	1025326	1650620
Lorestan.....	114426	294194	2082484	1578142	2560695	2398801	1275800	979211
Mazandaran.....	<sup>(4)</sup> 264544	353228	1678687	1646980	1775184	4421481	1298070	2283631
Markazi .....	74035	280878	1231450	1330583	1783398	1487577	513382	782357
Hormozgan.....	137291	289086	2164438	2181544	2363964	3084568	1361648	1918396
Hamedan .....	87269	173450	1421354	1393475	2165970	2423857	657197	795281
Yazd .....	53594	114399	1287571	1469883	1614827	1800860	679462	1095360

1. Data for Alborz are included with Tehran.

2. Data for Qom and Qazvin are included with Tehran.

3. Data for South Khorasan and North Khorasan are included with Khorasan-e-Razavi.

4. Data for Golestan are included with Mazandaran.

Source: Management and Planning Organization.

**20.15. ACTUAL PROVISION-OF-CAPITAL-ASSETS (DEVELOPMENT) REDITS BY EXECUTIVE ORGANIZATIONS (mln rials)**

Description	1388	1389	1390	1391	1392
<b>Total country</b> .....	<b>121240184</b>	<b>101297685</b>	<b>163235185</b>	<b>87168002</b>	<b>152909486</b>
Presidency.....	660180	161969	818736	1185449	863998
Expediency Discernment Council.....	3449	2218	2185	646	2350
Islamic Consultative Assembly.....	72425	153835	1994111	190150	291772
Guardian council.....	12887	54772	126111	28000	85000
Ministry of Intelligence .....	0	300683	638578	0	0
Management and Planning Organization.....	117904	127226	190727	111428	349471
Ministry of Interior .....	9719638	8086301	11902514	6357091	10278871
Police of I. R. Iran.....	913588	621492	1721279	943559	3397886
Ministry of Foreign Affairs.....	218688	279335	2134746	217503	560791
Ministry of Justice .....	35326	24160	37247	21593	29281
Administration of Justice .....	1749991	1248800	3482003	1784470	5288148
Ministry of Economic Affairs.....	809215	809278	1719760	1670874	1598039
Ministry of Defense .....	578252	585767	845890	185706	764869
Joint Staff of Army .....	330308	531351	774971	1300	1310192
Joint Staff of Army of the Guardians of the Islamic Revolution.....	327951	353905	646078	400900	240142
General Staff of the Armed Forces of the Islamic Republic.....	133632	150437	161077	2000402	550983
Ministry of Labour and Social Affairs.....	969789	691156	630195	(1)000	(1)2483159
Ministry of Science, Research, and Technology .....	4948868	3036015	4434397	2045875	3785226
Cultural Heritage, Handicrafts and Tourism Organization.....	1385100	1556741	1400004	723553	1027817
Ministry of Culture and Islamic Guidance....	550821	634380	1696111	2563055	2056805
High Council of Seminary Schools.....	809284	540292	436702	309306	279467
Islamic Propagation Organization.....	22234	23108	105972	20825	21956
Ministry of Education .....	5951467	1823252	8758271	4847728	7222145
Ministry of Youth Affairs and Sports .....	(2)1909908	(2)1730779	4297258	1908808	2509770
Ministry of Health, Treatment, and Medical Education .....	5318831	2833168	2924660	832250	2405018
Martyr Foundation .....	303079	35852	247137	638232	695562
Ministry of Housing.....	2950305	3137124	4687426	(3)000	(3)51420597
Islamic Revolution Housing Foundation .....	620848	232606	2404389	595035	2295812
Department of Environment .....	266975	350099	392353	296248	763668
Ministry of Oil .....	617092	641787	652589	94711	321100
Ministry of Energy .....	36939506	33446593	38670528	27120181	31054255
Atomic Energy Organization of Iran .....	2616795	2108225	2810559	3405797	0
Ministry of Industry and Mine .....	1172674	1109971	3527123	(4)873344	(4)3068259
Ministry of Commerce.....	179402	196217	122388	(4)000	(4)000
Ministry of Roads and Transportation .....	29532142	26556605	27118456	(3)19539206	(3)000
Ministry of Communication and Information Technology .....	1969776	144799	3022364	1711967	3981319
Ministry of Cooperatives .....	120721	2873	171791	(1)1179993	(1)000
Ministry of Jihad-e-Agriculture .....	5340572	6178202	24069832	2791541	10724421
Ministry of Welfare .....	104257	64840	1737109	(1)000	(1)000
Islamic Republic of Iran Broadcasting .....	839835	597776	1258992	243997	675961
Other organizations.....	116469	133696	462566	327279	505377

1. Including the information of the Ministry of Cooperatives and the Ministry of Labour which were merged and formed Ministry of Cooperatives, Labour, and Social Welfare.

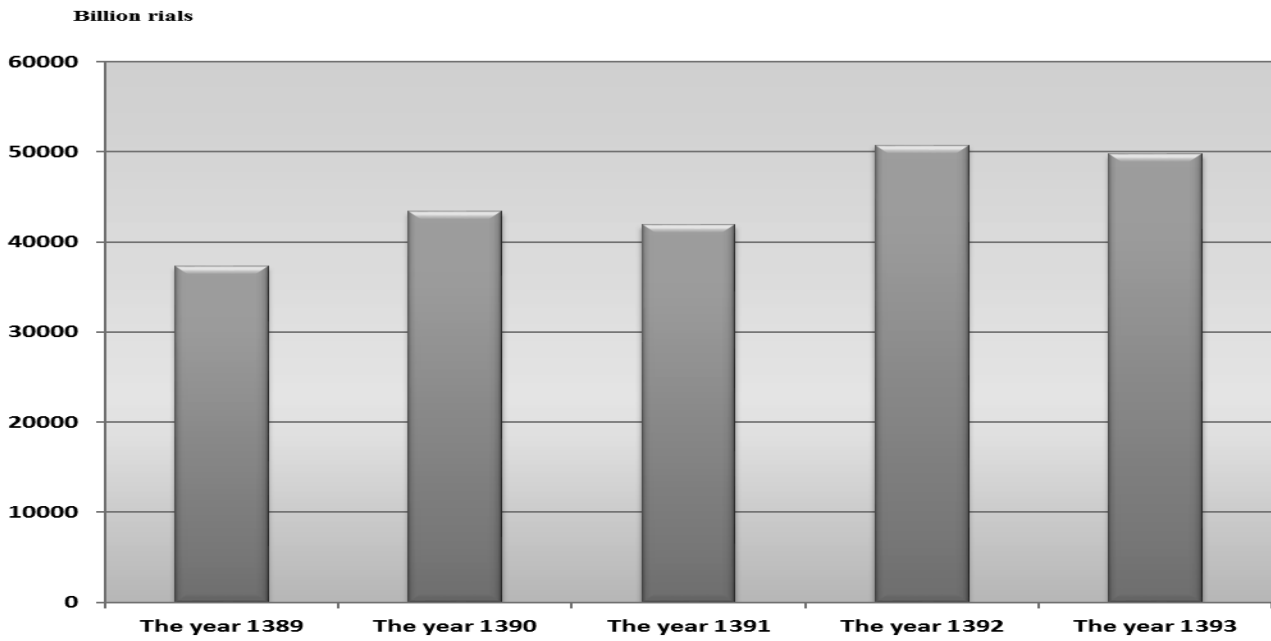
2. Its name was " Physical Education Organization " in this year.

3. Including the information of the Ministry of Roads and Transportation which was formed as the Ministry of Roads and Urban Development.

4. Including the information of the Ministry of Commercial which was formed as the Ministry of Industry, Mine, and Trade.

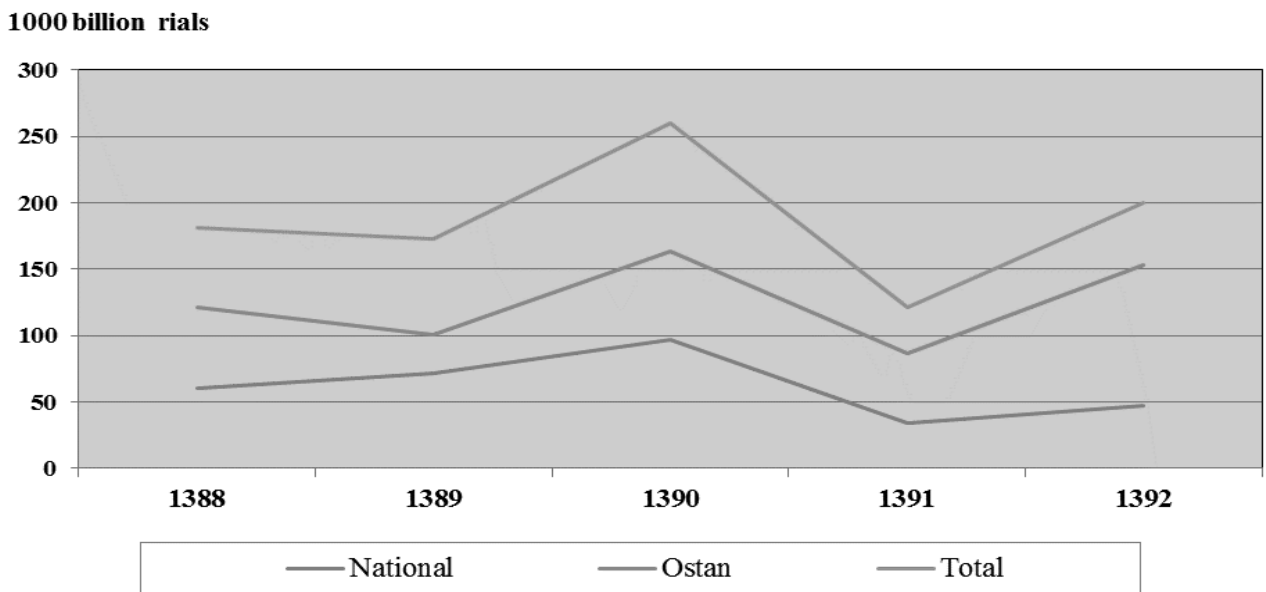
Source: Management and Planning Organization.

**20.2. ACTUAL EXPENDITURE CREDITS OF OSTANS**



For data see Table 20.8.

**20.3. OSTAN S ACTUAL PROVISION OF CAPITAL ASSETS CREDITS**



for data see table: 20.14 & 20.15

**20.16. SUMMARY OF THE PRIMARY APPROVED BUDGET OF PUBLIC CORPORATIONS<sup>(1)</sup>**  
**(bln rials)**

Description	1375	1380	1385	1390
<b>Receipts.....</b>	<b>78758.6</b>	<b>265247.9</b>	<b>1226633.2</b>	<b>3319142.2</b>
Operating revenues .....	42216.2	159058.7	898454.1	2419094.7
From current appropriations.....	1626.4	1888.6	4170	6660.9
From development appropriations	9421.1	6793.9	41159.3	78278.9
Domestic loans.....	13459	29969.1	52114.5	212134.6
Foreign loans.....	1012.6	30562.6	134162.1	279590.6
Utilization of current assets.....	2764.5	3219.2	25250.8	11845.8
Other receipts .....	8258.8	33755.6	71322.2	311536.5
<b>Payments.....</b>	<b>78758.6</b>	<b>265247.9</b>	<b>1226633.2</b>	<b><sup>(2)</sup>3319142.2</b>
Current operations expenditures .....	43626.7	133175.7	788607.4	2238361.3
Government's share from dividends of profit-making institutes.....	0	0	0	0
Taxes paid by public corporations ..	1288.3	1022.5	33095.2	22655.6
Dividends of public corporations ....	266.4	837	28140.6	26118.8
Repayment of domestic loans .....	10414.7	22671.3	37733.4	91181.1
Repayment of foreign loans .....	2913.9	5494.8	64070.6	72659.1
Managed funds.....	0	0	0	1100
Other profit distribution accounts (except for the provision of reserves) .....	15.6	34.8	1013.3	470.1
Repayment of deposits, debts and other payments .....	0	10658.9	23886	119781.8
Capital expenditures.....	22530.8	96934.1	308546.6	788441.7
Increase in current assets.....	1443.6	4561.6	6968.3	14808.1
Less: Depreciation reserves included in current expenditures .....	3741.6	10142.7	65428.1	78541.9

**20.16. SUMMARY OF THE PRIMARY APPROVED BUDGET OF PUBLIC CORPORATIONS<sup>(1)</sup>**  
**(continued)** **(bln rials)**

Description	1391	1392	1393	1394
<b>Receipts.....</b>	<b>3896013.7</b>	<b>4942693.6</b>	<b>5446870.7</b>	<b>5360434.7</b>
Operating revenues .....	2811248.9	3748983	4356488.8	4043520
From current appropriations.....	9293.4	9665	10854.8	12605.2
From development appropriations .....	101681.3	108171.6	87657.1	117794.4
Domestic loans.....	425146.4	258775.7	220585.2	668217.6
Foreign loans.....	179956.2	202459.2	168153.4	134631.6
Utilization of current assets.....	14129.1	42362.1	5648.1	11187.1
Other receipts .....	354558.4	572277.1	597483.1	372478.6
<b>Payments.....</b>	<b>(2)3896013.7</b>	<b>(2)4942693.6</b>	<b>(2)5446870.7</b>	<b>(2)5360434.7</b>
Current operations expenditures .....	2629559.4	3523540.8	4068850	3759161.2
Government's share from dividends of profit-making institutes .....	0	0	0	0
Taxes paid by public corporations .....	18314	25332	31169	42685.7
Dividends of public corporations .....	22993.2	31985.6	36584.7	48853.5
Repayment of domestic loans .....	112854.6	152634.1	272937.4	317980.8
Repayment of foreign loans .....	47334.3	60154	105525.9	108035
Managed funds.....	1250	600	650	1050
Other profit distribution accounts (except for the provision of reserves)...	943.6	1025.9	541.3	78.2
Repayment of deposits, debts and other payments .....	145554.1	63773.8	146073.4	111677.6
Capital expenditures.....	951751.6	1121571.2	828220	1008021
Increase in current assets.....	36976.5	16082.1	14816	41676.5
Less: Depreciation reserves included in current expenditures.....	86604.3	77415.5	92144.3	120064.2

1. Comprising institutions, public corporations and insurance companies included in the nation's Total Budget Law in the mentioned years.

2. The amounts of 22106.5, and 15086.7 billion rials for the years 1390, 1391 are related to the 40 percent of and 23409.4, 33647, and 41279 billion rials for the years 1392, 1393, and 1394 are related to the 50 percent of the special interest included in the total.

Source: Management and Planning Organization.

Vice Presidency for Strategic Planning and Supervision.

Presidency, Management and Planning Organization.

**20.17. SUMMARY OF THE PRIMARY APPROVED BUDGET OF BANKS<sup>(1)</sup> (bln rials)**

Description	1375	1380	1385	1390
<b>Receipts</b> .....	<b>8384.3</b>	<b>28317.2</b>	<b>122513.4</b>	<b>194275.9</b>
Joint.....	7702.3	26501.8	122513.4	193375.9
Non-joint .....	0	0	0	0
From development .....	0	0	0	0
Domestic loans.....	0	0	0	0
Foreign loans.....	0	0	0	0
Utilization of current assets.....	682	985.1	0	0
Other receipts .....	0	830.4	0	900
<b>Payments</b> .....	<b>8384.3</b>	<b>28317.2</b>	<b>122513.4</b>	<b><sup>(2)</sup>194275.9</b>
Operating expenditures .....	7392.8	25738.5	107140	168545.6
Non-operating expenditures.....	0	0	0	0
Taxes .....	176.8	85.7	3615.9	6182.5
Dividends (governments share)	84.6	32	4199.5	224
Repayment of domestic loans ...	0	0	0	0
Repayment of foreign loans.....	0	0	0	0
Repayment of deposits, debts and other payments .....	0	0	0	0
Other profit distribution accounts (except for the provision of reserves).....	0	0.7	193.2	43.5
Capital expenditures.....	1112.8	3266.5	6872.6	7666.9
Increase in current assets.....	0	346.9	5969.1	3610.9
Less: Depreciation reserves.....	382.7	1153.2	5476.9	1930

**20.17. SUMMARY OF THE PRIMARY APPROVED BUDGET OF BANKS<sup>(1)</sup>(continued )**  
(bln rials)

Description	1391	1392	1393	1394
<b>Receipts</b> .....	<b>275074.3</b>	<b>361712.2</b>	<b>466170.2</b>	<b>582734.2</b>
Joint.....	274224.3	360699.6	465170.2	581722.6
Non-joint .....	0	0	0	0
From development appropriations.....	0	0	0	0
Domestic loans.....	0	0	0	0
Foreign loans.....	0	0	0	0
Utilization of current assets.....	0	12.6	0	11.6
Other receipts .....	850	1000	1000	1000
<b>Payments</b> .....	<b>(2)275074.3</b>	<b>(2)361712.2!</b>	<b>(2)466170.2</b>	<b>(2)582734.2</b>
Operating expenditures .....	232206.4	321081.2	417148.9	537894.1
Non-operating expenditures .....	0	0	0	0
Taxes .....	10504.5	9904.6	12005.3	10957.1
Dividends (governments share)	239.3	165.5	200.5	213
Repayment of domestic loans .....	0	0	0	0
Repayment of foreign loans.....	0	0	0	0
Repayment of deposits, debts and other payments .....	0	0	0	0
Other profit distribution accounts (except for the provision of reserves) .....	73.5	198.1	240.1	219.1
Capital expenditures.....	5982.6	7023.6	7226.8	11380.2
Increase in current assets.....	11359.8	7041	8918.8	4248.3
Less: Depreciation reserves included in current expenditures .	2099	3511	3581	4092

1. Including Central Bank and other banks included in the nation Total Budget Law for the mentioned years.

2. The amounts of 9932.5 and 16807.2 billion rials for the years 1390, and 1391 are related to the 40 percent of and 19809.2, 24011 and 21914 billion rials for the years 1392, 1393 and 1394 are related to the 50 percent of the special interest included in the total.

Source: Management and Planning Organization.

Vice Presidency for Strategic Planning and Supervision.

Presidency, Management and Planning Organization.



**20.18. SUMMARY OF THE PRIMARY APPROVED BUDGET OF THE GOVERNMENT****AFFILIATED FOR- PROFIT ENTERPRISES<sup>(1)</sup>****(bln rials)**

Description	1375	1380	1385	1390
<b>Receipts</b> .....	<b>1935.7</b>	<b>6861.3</b>	<b>23691</b>	<b>37238.1</b>
Main revenues .....	1436.5	6048.8	15978.7	24139.9
Miscellaneous revenues.....	0	0	0	0
From development appropriations	96	32.5	0	11.1
Domestic loans .....	50	40	2746	4040
Foreign loans .....	0	0	3000	1000
Utilization of current assets.....	147.8	0	0	0
Other receipts .....	205.5	740	1966.3	8047
<b>Payments</b> .....	<b>1935.7</b>	<b>6861.3</b>	<b>23691</b>	<sup>(2)</sup> <b>37238.1</b>
Producing expenditures .....	1240.6	5645	15978.7	24139.9
Non-producing expenditures .....	0	0	0	0
Taxes .....	0	0	0	0
Dividends (share of government and other shareholders) .....	0	0	0	0
Repayment of domestic loans .....	14.7	40	1060	2276
Repayment of foreign loans .....	0	0	0	0
Other profit distribution accounts (except for the provision of reserves) .....	0	0	0	0
Repayment of deposits, debts and other payments .....	0	332.8	755.3	2390
Capital expenditures .....	676.3	1921.6	8480.8	13240.2
Increase in current assets.....	92.5	0	47.4	0
Less: Depreciation reserves.....	88.4	1078.1	2631.3	5108.1

**20.18. SUMMARY OF THE PRIMARY APPROVED BUDGET OF THE GOVERNMENT****AFFILIATED FOR- PROFIT ENTERPRISES<sup>(1)</sup> (continued)****(bln rials)**

Description	1391	1392	1393	1394
<b>Receipts</b> .....	<b>40677.4</b>	<b>53558.2</b>	<b>58216.8</b>	<b>76208</b>
Main revenues.....	27400.5	31842.5	36834.2	47931.3
Miscellaneous revenues .....	0	0	0	0
From development appropriations...	10.8	2	0.1	0.1
Domestic loans.....	4980	6976.6	7945	8620
Foreign loans.....	0	1000	1000	1000
Utilization of current assets.....	0	0	0	0
Other receipts .....	8286.1	13737	12437.5	18656.5
<b>Payments</b> .....	<b>(2,3)40677.4</b>	<b>(3)53558.2</b>	<b>(3)58216.8</b>	<b>(3)76208</b>
Producing expenditures.....	27400.2	31842.5	36834.2	47931.3
Non-producing expenditures.....	0	0	0	0
Taxes .....	0	0	0	0
Dividends (share of government and other shareholders .....	0	0	0	0
Repayment of domestic loans .....	0	5976.6	2645	7620
Repayment of foreign loans .....	0	0	0	0
Other profit distribution accounts (except for the provision of reserves)	0	0	0	0
Repayment of deposits, debts and other payments .....	1800	1460	5640	3000
Capital expenditures.....	17055.5	19750.6	22045.4	28975
Increase in current assets.....	0	0	0	4.6
Less: Depreciation reserves included in current expenditures.....	5878.5	5771.6	9247.7	11923.1

1. Including "Defence Industries Organization", "Ports and Shipping Organization" and other institutions included in the nation Total Budget Law for the mentioned years.

2. The amounts of 300.1, and 0.1 billion rials for the years 1390 and 1391 respectively are related to the 40 percent of special interest included in the total.

3. The amount of 300 billion rials for the years 1391, 1392 and 1393 and 600 billion rials for the year 1394 are related to managed fund included in the total.

Source: Management and Planning Organization.

Vice Presidency for Strategic Planning and Supervision.

Presidency, Management and Planning Organization.