


14

Financial Intermediation



Introduction

Banks, credit institutions, insurance companies, Tehran Stock Exchange, Ghardh-al-hasaneh (interest-free) funds, retirement funds, and investment companies comprise the financial institutions of the country. A short history of statistical activities and data collection methods of these institutions is as follows:

1. Monetary and bank: monetary and banking data collection dates back to the year 1307, when the Bank Melli Iran (The National Bank of Iran) was founded. From 1314 the activity was enhanced by the establishment of the Statistical and Economic Researches Bureau in the Bank. The Central Bank of the I. R. of Iran took the responsibility over as it was founded in the year 1339.

At the time being, the Central Bank of the I.R. of Iran collects and releases the monetary and banking information based on the reports it regularly receives from the banks across the nation.

2. Insurance: Iran Insurance Co. Ltd. was established in the year 1314. Insurance data collection, however, was started in the year 1339 after the foundation of the Bureau of Statistics and Information of the company. The Bureau experienced reorganization in the year 1345 and resumed data collection with more improved facilities.

The Central Insurance of Iran, which was founded in the year 1350 to lead and supervise insurance activities, entrusted production and release of statistical information to its statistics bureau. At present, the insurance-related data are collected and disseminated by the Central Insurance of Iran through using the documents of different insurance companies.

3. Stock market: Tehran Stock Exchange Market

has been in charge of collecting register data of securities exchanges since the year 1346.

4. Other financial activities: in addition to the above activities, some other activities are carried out by credit cooperatives to meet the financial needs of members. The data on such activities have been received and disseminated as register data from the Ministry of Cooperatives since the year 1370. Moreover, there are financial activities by Ghardh-al-Hasaneh funds and some other credit institutions whose statistical data have not been collected so far in a comprehensive way.

Information and statistics appeared in this chapter includes: number of banking units, amount of their assets and liabilities, changes in the banks resources and uses, liquidity, public and non-public sector's deposits with banks and their debts to the banks, the credits provided by banks to the non-public sector separately by economic sectors, banks exchanged shares, status of participation papers issued, government bonds in stock, premiums received and claims paid in the insurance market of Iran, exchange of shares in the stock market, and specifications of the credit cooperatives.

Definitions and concepts

Banking operations: activities such as accepting deposits, granting banking facilities, dealing in bills and drafts (promissory notes), exchange transactions, operations related to bonds and securities, money transfers within the country, as stipulated by law.

Banking unit: any branch, agency or counter of a bank.

Banking system: the whole body of public and private banks as well as non-bank credit

institutions and the Central Bank of the I. R. of Iran.

Specialized banks: banks engaged in certain economic activities that use their credits for special purposes. Banks of San'at va Ma'dan (Mining and Manufacturing Bank), Maskan (Bank of Housing), Keshavarzi (Agricultural Bank), and Towse-e-ye Saderat (Exports Development Bank) are specialized banks and the rest are commercial ones.

Commercial banks: banks whose credit activities are not restricted to certain economic areas.

Public sector: the government and affiliated corporations and institutions as well as municipalities.

Non-public sector: all private corporations and institutions beside the Islamic Revolution institutions and certain companies sponsored by the ministries.

Banking facilities extended to the public sector: facilities extended by the banking system to the government and affiliated corporations and institutions as well as municipalities. Facilities may be in the form of granting direct credits or purchasing government securities (treasury bonds and securities).

Banking facilities extended to non-public sector: credits granted by the banking system to the private sector from the beginning of the year 1363 in the form of different Islamic contracts according to the act of usury - free banking operations and approved regulations. These contracts include legal partnership, civil partnership, installment sales, direct investment, Modharaba, Muzara'ah, Musaqat, Jo'ala, forward transactions, hire purchase, Ghardh-al-hasaneh, and debt purchase.

Legal partnership: to provide a part of the capital of a newly established company (ltd.) or to purchase some shares of the existing ones.

Civil partnership: joining of the shares of several natural and legal persons in cash or in kind to form a joint venture to make profit, under a contract.

Installment sale: transferring the ownership of some visible item to another person at a certain price received wholly or partly by equal or unequal installments at certain due dates.

Direct investment: provision of funds for the implementation of manufacturing projects and profit-making development projects by the banking system without participation of any non-bank legal or natural persons.

Mudarabah: a financing arrangement under which one party (owner) provides funds (cash) and the other party (agent) provides labour and expertise and does business and the two parties share in the profit.

Mozara'ah: a contract under which one party, the land owner (Zare) transfers a certain piece of land for a fixed term to the other party (agent) to be cultivated. The resulted benefit is divided between the two parties.

Musaqat: a financial arrangement between the owner of trees and the like and some agent. Each party would have a certain share of the products which may include fruits, leaves, flowers, and the like.

Juala: under Jo'ala, one party, the employer (Ja'el) is committed to pay a certain amount of compensation (Ja'al) to another party, the agent, for a certain work, under a contract.

Forward transaction: forward cash purchase of various products at certain prices.

Hire purchase: a kind of leasing contract which stipulates that at the end of leasing time, the lessee would own the leased asset in case he has observed all conditions mentioned in the contract.

Ghardh-al-Hasaneh: a financial arrangement in which the banks lend certain amounts to natural or legal persons according to the rules and regulations.

Debt purchase: purchase of time commercial bills, such as bills and promissory notes, at a price less than their actual value before their due dates.

Non-public sector deposits: funds deposited with the banks according to certain arrangements by natural or legal persons.

Public sector deposits and funds: sum of funds deposited with the banking system by ministries, government agencies and corporations.

Administered funds: funds deposited with the banks for private uses according to a certain contract or law. The banks spend such funds on behalf of the depositors on cases agreed upon without supervision.

Legal deposits: a specified percentage of sight and non-sight deposits of the public with the banks which should be kept according to the law with the Central Bank of the I. R. of Iran.

Sight deposits: deposit against which the bank ought to pay the amount of checks on behalf of the depositor upon receipt of them. Sight deposits are also called Ghardh-al-hasaneh current deposits.

Non-sight deposits: a part of liquidity with a low rate of liquidation comparing with money,

comprising Ghardh-al-hasaneh savings deposits and term investment deposits.

Ghardh-al-Hasaneh savings deposits: such deposits are not entitled to any interest; but, in order to attract and encourage depositors, the banks may give prizes in cash or kind through drawing lots.

Term investment deposits: short-term or long-term investment deposits for which the bank acts as depositor's agent and the interest gained from them is shared between the bank and the depositor according to the Islamic contracts.

Claims on the public sector: sum of the balances of loans granted by the banking system to ministries or government corporations according to special legal permits.

Claims on non-public sector: sum of the balances of loans and credits granted by the banks to the private sector.

Foreign assets of the banking system: including gold and foreign exchanges as support of Iran's stocks in international institutions as well as gold and free market foreign exchange.

Liquidity: private sector sight and non-sight deposits with the banks as well as notes and coins with the public.

Money: a part of liquidity with a high rate of liquidation which in Iran comprises the non-public sector sight deposits with banks and notes and coins with the public.

Quasi money: a portion of deposits of the private sector with the banks that are less liquid than the non-public sector sight deposits. Quasi money presently includes term investment deposits, Ghardh-al-hasaneh savings deposits, and other deposits.

Balance (outstanding) at the end of the year: the difference between payments and receipts of the year plus the stock at the beginning of the year.

Bank resources: capital and liabilities of the bank.

Uses of the bank: all assets of the bank.

Blocked resources: a part of the banks' resources with the Central Bank which have been blocked due to enforcement of monetary policies (determining the proportion of legal deposits, selling bonds to the banks, etc.) and are not allowed to be used by bank

Insurance: a contract under which one party guarantees to compensate or pay a certain amount to the other party in case of an accident or loss incurred for an agreed sum supplied by the latter. The guarantor is the insurer; other party of the guarantee is the insured person. The sum which is paid by insured person to the

insurer is insurance premium and the object which is insured is called insurance subject.

Direct insurance premium: a sum directly paid by the insured to the insurer within the country.

Insurance premiums issued: amount of direct insurance premiums received in the insurance market of the country during the year concerned (according to the system based on fiscal year) excluding indirect insurance premiums obtained through reinsurance arrangements.

Insurance premium received: The difference between the insurance premium savings from the beginning and the end of the period with the insurance premiums of the same period.

Losses incurred: outstanding losses reserves at the beginning of the year minus (losses paid at the same period plus outstanding losses at the end of the year).

Claims paid: money paid by the insurer to the insured to compensate the losses incurred to the insured after occurrence of the accident.

Claims coefficient: ratio of claims paid to insurance premiums received (outstanding losses and premium savings are considered in its calculation).

Reinsurance: a contract under which an insurance company (transferor) cedes whole or some of its guarantees to other acceptor insurance companies (reinsurer) in case of payment of its insurance premium to those companies. The reinsurer will pay its share of the claim.

Fire insurance: within the regulations approved by insurance high council, the insurer guarantees to pay the losses incurred to insured person's properties resulting from fire, explosion and lightening. In this type of insurance policy, other kinds of risks such as earthquake, flood, thunderstorm, water leaking, pipe bursting, glass breaking, theft by breaking the protections and plane crash on the properties and buildings can be covered by paying extra sum of insurance premium.

Cargo insurance: within the regulations approved by insurance high council, the insurer guarantees to pay the losses incurred to insured person's properties during loading, transportation and unloading.

Accidents insurance: within the regulations approved by insurance high council, the insurer guarantees to pay out the life damages caused by accident (death, impairment, and disability) to the insured person or the beneficiary. In this type of insurance, medical expenses and daily losses

can be covered by mutual agreement and receiving extra insurance premium.

Car (body) insurance: within the regulations approved by insurance high council, the insurer guarantees to pay out the incurred losses to the insured vehicle resulting from theft, fire, explosion, car accident, crash, overturning and totally, car clash with any stable or moving object or clashing any other object with the insured car.

Third party insurance: within the regulations approved by insurance high council, the insurer guarantees to pay the life and financial losses incurred to the third party on the basis of terms included in insurance policy, if it is recognized that the owner of insured vehicle is liable for the compensation of the losses resulting from car accidents.

Health insurance: within the regulations approved by insurance high council, the insurer guarantees to pay out the insured person's medical expenses as amount as written in the insurance policy. This type of insurance is issued in group or family in the country

Ship insurance: within the insurance policy, the insurer guarantees the payment of indemnity for the damages caused on the ships body and equipment or its destruction which might result from the accidents such as collision, fire accident, sinking, stranding as well as rescue charges and owner's share from general damages as mentioned in the insurance policy.

Airplane insurance: within the insurance policy, the insurer guarantees the payment of indemnity for the damages caused on the plane or its destruction which might result from the accidents such as crashes, collision, fire accident and hijack, as mentioned in the insurance policy.

Engineering insurance: within the insurance policy, the insurer guarantees the payment of indemnity which might result from designing, manufacturing, installation and maintenance of structures and machinery resulting from engineering responsibility. This insurance covers the losses caused from the breakdown of the machinery.

Money insurance: within the insurance policy, the insurer guarantees to pay out the incurred losses caused by theft (armed) and accident (fire, explosion, flood, etc.) to the money existent in a safe (of banks, financial institutes, etc.) or on the way of transiting. Totally, scope of money insurance cover is divided into two sections:⁽¹⁾ Money in transit and ⁽²⁾ Money whilst in a locked safe.

Civil responsibility Insurance: within the civil responsibility insurance policy, the insurer guarantees to pay out the insured person, as the person responsible for the indemnity payment for damages he/she has caused to third persons unintentionally. Professional responsibility insurance (physicians, paramedics, lawyers...), transportation operators' responsibility insurance, employer's responsibility to workers, builders' responsibility insurance, public and recreation places (hotel, cinema, pool, park,...) responsibility insurance are among this insurance.

Credit insurance: this type of insurance is divided into two sections: domestic and goods export credit. Within the regulations approved by insurance high council, the domestic credit means customer's debt capacity which is offered to the clients by economic enterprises in lieu of providing goods and services and also by banks and credit and financial institutes with the central bank's permit as financial facilities; and the claims resulting from these activities will be exposed to the risk of payment default. According to regulations, domestic credit insurance contracts are concluded in group and just with legal persons provided that their economic activities guarantee the risk of default of the claims resulting of the credits granted to them. Paying the insured person's or beneficiary's claims in relation to selling exported goods in the form of Letter of Credit opening contracts (L/C) and cession of documents in lieu of payment (D/P) and documents in lieu of assurance (D/A) are the subjects of export credit insurance.

Life insurance a contract under which the insurer guarantees to pay a certain insurance sum (capital or pension) to the insured person or designated beneficiary by the insured person.

Other types of insurance: including insurances for oil exploration and discovery, health, honesty and fidelity, non-profit making, loans and credits, and properties against robber.

Stock exchange: a building or place where bankers, brokers, and dealers of securities meet to exchange the securities to provide the financial resources required for manufacturing enterprises.

Corporations accepted: public joint stock companies which are accepted in the stock exchange organization, whose stocks are offered for sale to the public by the stock exchange mechanism.

Credit cooperatives: these cooperatives are responsible for meeting the financial requirements of their members by granting them

a variety of loans. Included are employees' credit cooperatives, labourers' credit cooperatives, and open credit (other) cooperatives.

Selected information

In the year 1393, total amount of liquidity (money and quasi money) was about 7823.8 thousand billion rials which increased by 22.3 percent compared to the previous year.

Over the same year, claims of the banking system on public sector were about 1466.0 thousand billion rials, showing a rise of 32.1 percent in comparison with the year 1392.

Also over the same year, claims of banks and non-bank credit institutions on non-public sectors were about 6309.1 thousand billion rials which increased by 16.7 percent as compared to the previous year.

The outstanding balance of non-public sector's deposits with the banking system in the year 1393 was about 7472 thousand billion rials which rose by 23.3 percent compared to the previous year.

In the year 1392, share of non-public economic sectors out of the changes in outstanding facilities extended by banks was 10.7 percent for agriculture sector (3.5 percent increase compared to the previous year), 27.6 percent for construction and housing sector (6.3 percent decrease compared to the previous year), 18.3 percent for manufacturing and mining (4.4 percent increase compared to the previous year), and 43.4 percent for services (1.6 percent decrease as compared to the previous year).

In the year 1393, value of sold participation papers was about 7.1 thousand billion rials, indicating a decrease of 83.6 percent compared to the previous year.

In the year 1393, the foreign outstanding of the country reached 5107 million dollars which decreased by 23.3 percent compared to the previous year.

In the year 1393, average dollar rate in open market was 32800 rials (a 3.0 percent rise compared to the preceeding year), the rate of EURO was 41980 rials (a 1.5 percent decrease in contrast to the previous year) the Pound rate was 52986 rials (a 5.5 rise compared to the preceeding year), 100 Japeness Yen was 30163 rials (a 5.6 percent decrease compared to the preceeding year), the rate of swiss Franc was 35484 rials (a 2.4 percent growth compared to the previous rate)

In the year 1393, the highest amounts of premiums received in the insurance market of the country for three fields were as follows: third party and surplus (64.3 thousand billion rials), health (35.8 thousand billion rials) and car body insurance (12.7 thousand billion rials) showing 24.6, 17.4 and 23.9 percent increase, respectively compared to the previous year.

Over the same year, value of the transacted shares of the eligible companies on Tehran Stock Exchange was about 542.5 thousand billion rials which decreased by 43.7 percent compared to the previous year.

14.1. BANKING UNITS AND SUMMARY OF BALANCE OF ASSETS AND LIABILITIES OF BANKING SYSTEM ⁽¹⁾ AT THE END OF THE YEAR (bln rials)

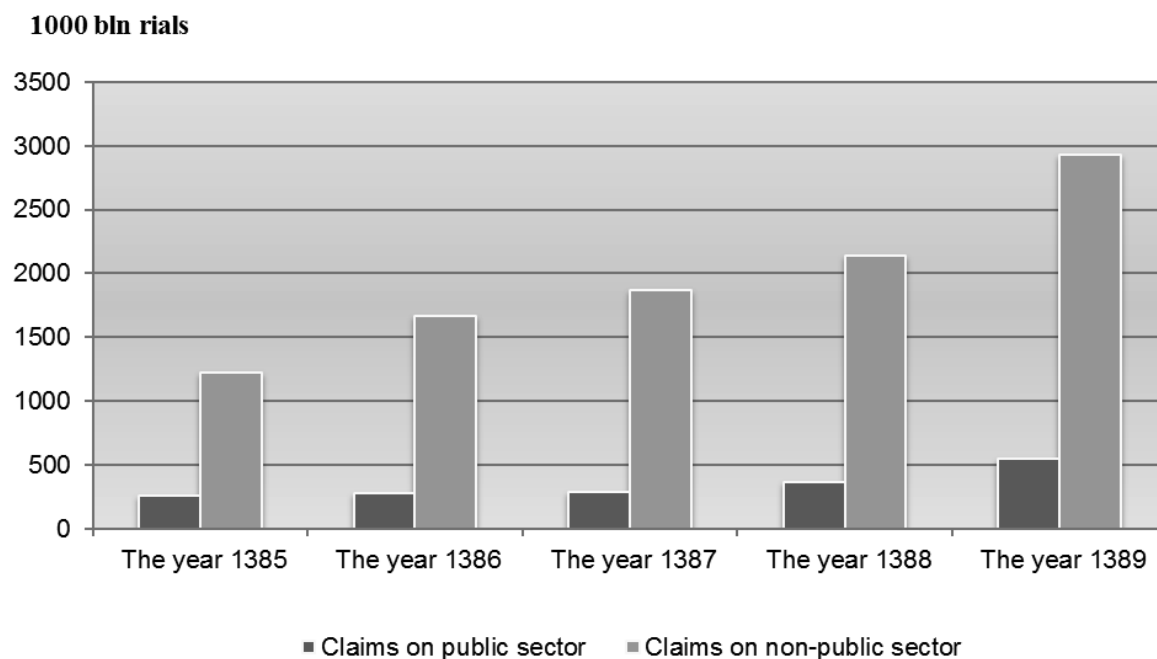
Description	The year 1370	The year 1375	The year 1380	The year 1385	The year 1386	The year 1387	The year 1388	The year 1389
Banking units	9935	13542	16476	17904	000	18874	18544	19545
Assets	57494.1	302533.6	702351.1	3682021.3	4848676.6	5392870.2	6092926.4	8167013.6
Foreign assets	1625.7	27969.6	44397.9	928552.5	1184385.1	1216237.0	1331223.8	1682556.1
Claims on public sector ⁽²⁾	17663.9	65916.0	138457.2	256219.8	280636.7	291539.4	364633.9	553403.5
Claims on non-public sector	18297.3	61439.0	242542.6	1226201.0	1663725.7	1866550.9	2137363.8	2929224.5
Customers' undertakings re: letters of credit, guarantees and acceptances.....	3878.3	57720.6	69164.5	599812.1	767501.1	810382.2	921688.9	1205777.3
Others	16028.9	89488.4	207788.9	671235.9	952428.0	1208160.7	1338016.0	1796052.2
Liabilities	57494.1	302533.6	702351.1	3682021.3	4848676.6	5392870.2	6092926.4	8167013.6
Liquidity	28628.4	116552.6	320957.2	1284199.4	1640293.0	1901366.0	2355889.1	2948874.2
Deposits and loans of public sector	3417.3	12848.2	37969.7	220621.4	265256.0	335620.6	300025.1	362870.4
Capital account	690.1	5677.8	17522.3	173603.7	209138.9	252251.8	263105.0	340295.7
Foreign loans and credits and foreign exchange deposits	442.7	9740.6	34322.8	503521.7	713605.6	611986.1	606006.0	996839.0
Import order registration deposits of non-public sector.....	27.3	2.5	2.0	2.0	2.0	2.0	2.0	2.0
Advance payments on letters of credit by public sector	459.8	9225.6	3021.9	1194.2	549.8	662.7	578.0	366.2
Contingent liabilities re: letters of credit, guarantees and acceptances.....	3878.3	57720.6	69164.5	599812.1	767501.1	810382.2	921688.9	1205777.3
Others	19950.2	90765.7	219390.7	899066.8	1252330.2	1480598.8	1645632.3	2311988.8

1. Excluding branches of commercial banks abroad as of the year 1380. As of the month of Esfand in the year 1388, four banks such as Saderat, Mellat, Tejarat and Refah have been classified as private banks.

2. Including public sector participation papers.

Source: Central Bank of the Islamic Republic of Iran.

14.1. MAIN ITEMS OF ASSETS OF BANKING SYSTEM AT THE END OF THE YEAR



For data see Table 14.1.

**14.2. BALANCE OF ASSETS AND LIABILITIES OF CENTRAL BANK OF THE ISLAMIC
REPUBLIC OF IRAN AT THE END OF THE YEAR** (bln rials)

Description	The year 1370	The year 1375	The year 1380	The year 1385	The year 1386	The year 1387	The year 1388	The year 1389
Assets	18806.6	108131.5	180729.0	780134.4	1041356.4	1178933.8	1095487.6	1461215.1
Foreign assets	1373.6	19629.6	31809.5	563869.5	747284.2	778560.1	764435.5	842977.5
Notes and coins in till	44.7	31.9	254.9	619.9	1200.5	994.5	7349.5	44789.4
Claims on public sector	15388.4	51906.6	82357.7	131432.2	131759.9	130259.3	134959.0	222644.2
Claims on banks.....	1316.6	10190.0	12076.7	54887.3	137694.0	239696.4	168932.7	329725.6
Customers' undertakings re: letters of credit, guarantees and acceptances	561.6	20287.2	4372.4	19402.5	12757.0	17984.6	10572.8	11829.0
Others	121.7	6086.2	49857.8	9923.0	10660.8	11438.9	9238.1	9249.4
Liabilities.....	18806.6	108131.5	180729.0	780134.4	1041356.4	1178933.7	1095487.6	1461215.1
Notes and coins in circulation.....	5008.6	14260.8	31790.1	68109.0	89247.5	207346.7	238403.2	331387.2
With the public	4579.9	13216.1	29188.7	61451.6	79909.2	157764.2	192313.9	000
With banks.....	384.0	1012.8	2346.5	6037.5	8137.8	48588.0	38739.8	000
With the Central Bank.....	44.7	31.9	254.9	619.9	1200.5	994.5	7349.5	000
Deposits of banks and credit institutions ⁽¹⁾	7354.0	33114.3	65649.6	212486.0	277452.0	333053.7	372730.5	399800.3
Public sector deposits	3126.2	12567.0	34132.3	149866.1	176674.3	240210.3	183360.9	236517.7
Capital account ⁽²⁾	258.0	420.6	683.3	13692.7	19436.5	27029.2	34554.6	45548.0
Foreign exchange liabilities	237.2	4369.2	20068.7	192674.1	308654.0	215896.4	109135.4	227494.0
Import order registration deposits of non-public sector.....	27.3	2.5	2.0	2.0	2.0	2.0	2.0	2.0
Advance payments on letters of credit by the public sector.....	459.8	9225.6	3021.9	1194.2	549.8	662.7	578.0	366.2
Contingent liabilities re: letters of credit, guarantees and acceptances	561.6	20287.2	4372.4	19402.5	12757.0	17984.6	10572.8	11829.0
Others	1773.9	13884.3	21008.7	122707.8	156583.3	136748.2	146150.2	208270.7

1. Including banks' special term- deposits, and as of Esfand 1385, it includes banks foreign exchange sight deposits with the C.B.I.

2. Including precautionary and legal reserve.

Source: Central Bank of the Islamic Republic of Iran.

14.3. BALANCE OF ASSETS AND LIABILITIES OF COMMERCIAL BANKS⁽¹⁾ AT THE END OF THE YEAR

(bln rials)

Description	The year 1375	The year 1380	The year 1385	The year 1389	The Year 1390	The year 1391	The year 1392 ⁽²⁾	The year 1393
Assets	173788	421103.5	2093785.8	1468542.6	651806.6	1928975.6	2298004.7	2637213.2
Foreign assets (gold and foreign exchange).....	8084.8	10593.2	305021.5	143427.7	172304.1	135811.0	207878.9	271600.1
Notes and coins.....	930.9	2023.5	4442.5	28922.2	19659.6	13735.8	16380	21113.9
Deposits with the Central Bank ⁽³⁾	32353.8	60773.1	165330.6	91888.7	137969.2	183633.9	172392.3	161560.7
Claims on public sector ⁽⁴⁾	13843.6	53505.3	109098.4	105827.7	141741.1	188004.6	222672.6	297249.0
Claims on non-public sector.....	46202	168932.7	775113	635935.7	739715.6	782532.6	864010.2	963907.8
Customers' undertakings re: letters of credit, guarantees and acceptances.....	36806.4	58354.7	466065.5	223819.9	224595.2	187878.5	183835.3	189456.8
Others.....	35566.5	66921.0	368714.3	238720.7	215821.8	437379.2	630835.4	732324.9
Liabilities	173788	421103.5	2093785.8	1468542.6	1651806.6	1928975.6	2298004.7	2637213.2
Deposits of non-public sector.....	96938.2	255092.3	850729.2	644975	781283.5	989246.5	112859.8	1385993.1
Claims of the Central Bank.....	7677.5	10116.8	37271.6	88994.2	33496.6	17312.1	26633.2	59187.2
Deposits and loans of public sector.....	101	3725.1	52209	44229.9	50585.0	51953.1	98027.2	1119832.6
Capital account.....	3326.7	9492.5	108270.7	39357.7	35931.0	108422.8	166160.5	101814.6
Foreign exchange loans and deposits.....	5240.3	13392	274342.2	126093.8	139973.5	112760.0	149212.9	169665.7
Contingent liabilities re: letters of credit, guarantees and acceptances.....	36806.4	58354.7	466065.5	223819.9	224595.2	187878.5	183835.3	189456.8
Others.....	23697.9	70930.1	304897.6	301072.1	385941.8	461402.6	545375.8	611263.2

1. Excluding branches of commercial banks abroad as of the year 1380. As of the month of Esfand in the year 1388, four banks such as Saderat, Mellat, Tejarat and Refah have been classified as private banks.

2. Since in the year 1392, the data related to the six banks of "Iran Zamin Bank", "Resalat Gharz-al-hasaneh Bank", "Middle East Bank", "Kish International Free Zone Bank (IFB)", "Iran-Venezuela Bi-National Bank (IVBB)", and "Ghavamin Bank" as well as four non-bank credit institutions of "Salehin Finance and Credit Institution", "Pishgaman Finance and Credit Institution (Ati)", "Kosar Finance and Credit Institution" and "Askariye Credit Institution" were added to money and banking data, therefore the data of the mentioned year were revised.

3. Including banks' special term- deposits, and as of the month of Esfand in the year 1385, it includes foreign exchange sight deposits of banks with the C.B.I.

4. Including public sector participation paper.

Source: Central Bank of I. R. Iran.

14.4. BALANCE OF ASSETS AND LIABILITIES OF SPECIALIZED BANKS⁽¹⁾ AT THE END OF THE YEAR

(bln rials)

Description	The year 1375	The year 1380	The year 1385	The year 1389	The year 1390	The year 1391	The year 1392 ⁽²⁾	The year 1393
Assets	20614.1	97530.7	476990.2	1479847.9	1912848.5	2239488	2992851.2	3432409.0
Foreign assets (gold and foreign exchange)	255.2	1971.1	44726.6	153932.4	189884.1	260163.9	499679.5	394267.3
Notes and coins.....	81.9	310.6	673.9	5901.4	5449.9	5033.5	6906.2	8151.9
Deposits with the Central Bank ⁽³⁾	760.5	4677.4	14590.0	38039.2	35546.6	45807.7	63573.1	75149.5
Claims on public sector ⁽⁴⁾	165.8	1797.5	6643.1	49260.4	98377.0	133388.4	193258.8	327679.3
Claims on non-public sector	15237.0	72513.3	281621.6	849709.5	1005647.6	1221862	1409947.9	1613492.0
Customers' undertakings re: letters of credit, guarantees and acceptances	627.0	6026.4	58053.1	219495.0	314756.7	299398.4	429468.7	587856.6
Others	3486.7	10234.4	70681.9	163510.0	263186.6	273834.1	390017.0	425812.4
Liabilities	20614.1	97530.7	476990.2	1479847.9	1912848.5	2239488.0	2992851.2	3432409.0
Deposits of non-public sector ⁽⁵⁾	6398.3	34767.3	180656.1	341378.5	429817.5	487478.2	586629.7	760821.5
Claims of the Central Bank	2512.5	1959.9	17615.7	216222.0	362693.3	442104.5	547675.9	558977.5
Deposits and loans of public sector	180.2	112.3	18546.3	35036.8	44334.5	74694.7	136206.4	150985.1
Capital account	1930.5	7040.1	31820.8	96634.1	125534.4	127891.6	125653.4	134667.3
Foreign exchange loans and deposits.....	131.1	855.0	21032.5	104719.3	136463.4	210558.6	381559.9	270234.3
Contingent liabilities re: letters of credit, guarantees and acceptances	627.0	6026.4	58053.1	219495.0	314756.7	299398.4	429468.7	587856.6
Others	8834.5	46769.8	149265.7	466362.2	499348.7	597362	785657.2	968866.7

1. As of the month of Esfand in the year 1387, it includes Gharz-al-Hasaneh Mehr Iran Bank. Also, since Shahrivar 1393, this bank has been separated from specialized public banks and classified as private banks.

2 Since in the year 1392, the data related to the six banks of "Iran Zamin Bank", "Resalat Gharz-al-hasaneh Bank", "Middle East Bank", "Kish International Free Zone Bank (IFB)", "Iran-Venezuela Bi-National Bank (IVBB)", and "Ghavamin Bank" as well as four non-bank credit institutions of "Salehin Finance and Credit Institution", "Pishgaman Finance and Credit Institution (Ati)", "Kosar Finance and Credit Institution" and "Askariye Credit Institution" were added to money and banking data, therefore the data of the mentioned year were revised.

3. Including banks' special term- deposits and as of the month of Esfand in the year 1385, it includes banks' foreign exchange sight deposits with the C.B.I.

4. Including public sector participation papers as of the year 1380.

5. Also, including the deposits of Bank Maskan savings account.

Source: Central Bank of the Islamic Republic of Iran.

14.5. BALANCE OF ASSETS AND LIABILITIES OF PRIVATE BANKS⁽¹⁾ AND NON-BANK CREDIT INSTITUTIONS OUTSTANDING AT THE END OF THE YEAR (bln rials)

Description	The year 1380	The year 1385	The year 1389
Assets	2987.9	331110.9	3757408.0
Foreign assets (gold and foreign exchange) ...	24.1	14934.9	542218.5
Notes and coins.....	12.4	921.1	26618.9
Deposits with the Central Bank ⁽²⁾	199.1	32565.4	269872.4
Claims on public sector ⁽³⁾	796.7	9046.1	175671.2
Claims on non-public sector	1096.6	169466.4	1443579.3
Customers' undertakings re: letters of credit, guarantees and acceptances	411.0	56291.0	750633.4
Others	448.0	47886.0	548814.3
Liabilities	2987.8	331110.9	3757408.0
Deposits of non-public sector ⁽⁴⁾	1908.9	191362.5	1737365.4
Claims of the Central Bank	0.0	0.0	24509.4
Deposits and funds of public sector	0.0	0.0	47086.0
Capital account	306.4	19819.5	158755.9
Foreign exchange loans and deposits	7.1	15472.9	538531.9
Contingent liabilities re: letters of credit, guarantees and acceptances	411.0	56291.0	750633.4
Others	354.4	48165.0	500526.0

14.5. BALANCE OF ASSETS AND LIABILITIES OF PRIVATE BANKS ⁽¹⁾ AND NON-BANK CREDIT INSTITUTIONS OUTSTANDING AT THE END OF THE YEAR (continued)

(bln rials)

Description	The year 1390	The year 1391	The year 1392 ⁽¹⁾	The year 1393
Assets	4466288.3	5324577.7	8629587.5	10230448.3
Foreign assets (gold and foreign exchange).....	606858	591370.8	1335144.7	1243206.3
Notes and coins	22637.2	22675.3	34518.3	40852.4
Deposits with the Central Bank ⁽²⁾	280096.7	374743.7	557021.9	652977.4
Claims on public sector ⁽³⁾	179449.3	274689.3	343644.7	415421.1
Claims on non-public sector	1771482.8	2134580.1	3134199.4	3731653.7
Customers' undertakings re: letters of credit, guarantees and acceptances.....	904414.9	851850.8	1264055.3	1460379.2
Others.....	701349.4	1074666.7	1961003.2	2685958.2
Liabilities	4466288.3	5324577.7	8629587.5	10230448.3
Deposits of non-public sector ⁽⁴⁾	209641.1	2800047	4346029.4	5325359.9
Claims of the Central Bank.....	22113.5	28897.2	28274.7	239884.1
Deposits and funds of public sector	12589.6	12856.9	80149.5	106928.4
Capital account	238999.1	271505.2	436530.9	455471.6
Foreign exchange loans and deposits.....	604413.3	533527.2	1156034.7	1027151.0
Contingent liabilities re: letters of credit, guarantees and acceptances.....	904414.9	851850.8	1264055.3	1460379.2
Others.....	587341.8	825893.4	1318513.0	1615274.1

1. Since in the year 1392, the data related to the six banks of "Iran Zamin Bank", "Resalat Gharz-al-hasanah Bank", "Middle East Bank", "Kish International Free Zone Bank (IFB)", "Iran-Venezuela Bi-National Bank (IVBB)", and "Ghavamin Bank" as well as four non-bank credit institutions of "Salehin Finance and Credit Institution", "Pishgaman Finance and Credit Institution (Ati)", "Kosar Finance and Credit Institution" and "Askariye Credit Institution" were added to money and banking data, therefore the data of the mentioned year were revised.

2. Including banks' special term- deposits as of the month of Esfand in the year 1385, it includes banks' foreign exchange sight deposits with the C.B.I. .

3. Including public sector participation papers.

4. Only includes temporary creditors in the credit institutes.

Source: Central Bank of the Islamic Republic of Iran.

14.6. OUTSTANDING BALANCE OF PUBLIC SECTOR'S DEPOSITS WITH THE BANKING SYSTEM AT THE END OF THE YEAR (bln rials)

Year	Total deposits			Government			Government corporations and institutions		
	Total	With the Central Bank	With other banks	Total	With the Central Bank	With other banks	Total	With the Central Bank	With other banks
1375	12848.2	12567.0	281.2	10485.9	10204.7	281.2	2362.3	2362.3	0.0
1380	37969.7	34132.3	3837.4	33904.6	30067.2	3837.4	4065.1	4065.1	0.0
1385	220621.4	149866.1	70755.3	208532.4	137777.1	70755.3	12089.0	12089.0	0.0
1389	362870.4	236517.7	126352.7	349042.4	222689.7	126352.7	13828.0	13828.0	0.0
1390	399536.6	292027.5	107509.1	379285.7	271776.6	107509.1	20250.9	20250.9	0.0
1391	407779.3	268274.6	139504.7	389635.8	250131.1	139504.7	18143.5	18143.5	0.0
1392	625592.0	311208.9	314383.1	594098.7	279715.6	314383.1	31493.3	31493.3	0.0
1393	770185.8	392438.7	377747.1	728555.5	350809.4	377746.1	41629.3	41629.3	0.0

Source: Central Bank of the Islamic Republic of Iran.

14.7. OUTSTANDING BALANCE OF NON-PUBLIC SECTOR'S DEPOSITS WITH THE BANKING SYSTEM⁽¹⁾ AT THE END OF THE YEAR (bln rials)

Description	The year 1375	The year 1380	The year 1385	The year 1389	The year 1390	The year 1391	The year 1392 ⁽²⁾	The year 1393
Total deposits	103336.5	291768.5	1222747.8	2723718.9	3307517.1	4276771.7	6061418.9	7472174.5
Commercial banks	96938.2	255092.4	850729.2	644975	781283.5	989246.5	1128759.8	1385993.1
Specialized banks	6398.3	34767.2	180656.1	341378.5	429817.5	487478.2	586629.7	760821.5
Private banks and non-bank credit institutions	×	1908.9	191362.5	1737365.4	2096416.1	2800047	4346029.4	5325359.9
Sight deposits	43055.8	113768	353093.3	533561.3	662537.7	806553.5	861942.3	855885.8
Commercial banks	40439.4	106111	313771.4	157732.5	193121.1	206341.1	210986.7	219391.5
Specialized banks	2616.4	7649.1	27947.7	58977.9	94389.8	79782.5	76526.4	90956.4
Private banks and non-bank credit institutions	×	7.9	11374.2	316850.9	375026.8	520429.9	574429.2	545537.9
Non-sight deposits.....	60280.7	178000.5	869654.5	2190157.6	2644979.4	3470218.2	5199476.6	6616288.7
Commercial banks	56498.8	148981.4	536957.8	487242.5	588162.4	782905.4	917773.1	1166601.6
Specialized banks	3781.9	27118.2	152708.4	282400.6	335427.7	407695.7	510103.3	669865.1
Private banks and non-bank credit institutions	×	1901	179988.3	1420514.5	1721389.3	2279617.1	3771600.2	4779822

1. Excluding the data for abroad branches of the commercial banks as of the year 1380.

2. Since in the year 1392, the data related to the six banks of "Iran Zamin Bank", "Resalat Gharz-al-hasaneh Bank", "Middle East Bank", "Kish International Free Zone Bank (IFB)", "Iran-Venezuela Bi-National Bank (IVBB)", and "Ghavamin Bank" as well as four non-bank credit institutions of "Salehin Finance and Credit Institution", "Pishgaman Finance and Credit Institution (Ati)", "Kosar Finance and Credit Institution" and "Askariye Credit Institution" were added to money and banking data, therefore the data of the mentioned year were revised.

Source: Central Bank of the Islamic Republic of Iran.

14.8. OUTSTANDING BALANCE OF BANKS AND NON-BANK CREDIT INSTITUTIONS' DEPOSITS WITH THE CENTRAL BANK OUTSTANDING AT THE END OF THE YEAR
(bln rials)

Description	The year 1375	The year 1380	The year 1385	The year 1389	The year 1390	The year 1391	The year 1392 ⁽¹⁾	The year 1393
Total deposits	33114.3	65649.6	212486	399800.3	453612.6	604185.3	792987.3	889687.6
Commercial banks	32353.8	60773.1	165330.6	91888.7	138198.1	183633.9	172392.3	161560.7
Specialized banks	760.5	4677.4	14590	38039.2	35773.9	45807.7	63573.1	75149.5
Private banks and non-bank credit institutions	×	199.1	32565.4	269872.4	279640.6	374743.7	557021.9	652977.4
Legal deposits.....	31755.8	50842.6	184827.7	289164.6	357327.4	491534.5	677899.1	850360.2
Commercial banks	⁽²⁾ 31392.2	⁽²⁾ 47983.7	139253.8	73591.8	88284.9	116565.5	132786.3	153169.9
Specialized banks	363.6	2665.7	13887	24256.5	30225.2	39395.8	49729.9	65639.8
Private banks and non-bank credit institutions	×	193.2	31686.9	191316.3	238817.3	335573.2	495382.9	631550.5
Sight and term investment deposits	1358.5	14807	27658.3	110635.7	96285.2	112650.8	115088.2	39327.4
Commercial banks	961.6	12789.4	26076.8	18296.9	49913.2	67068.4	39606.0	8390.8
Specialized banks	396.9	2011.7	703	13782.7	5548.7	6411.9	13843.2	9509.7
Private banks and non-bank credit institutions	×	5.9	878.5	78556.1	40823.3	39170.5	616390.0	21426.9

1. Since in the year 1392, the data related to the six banks of "Iran Zamin Bank", "Resalat Gharz-al-hasanah Bank", "Middle East Bank", "Kish International Free Zone Bank (IFB)", "Iran-Venezuela Bi-National Bank (IVBB)", and "Ghavamin Bank" as well as four non-bank credit institutions of "Salehin Finance and Credit Institution", "Pishgaman Finance and Credit Institution (Ati)", "Kosar Finance and Credit Institution" and "Askariye Credit Institution" were added to money and banking data, therefore the data of the mentioned year were revised.

2. Including adjustments made in advance payments on letters of credit.

Source: Central Bank of the Islamic Republic of Iran.

14.9. LIQUIDITY AT ⁽¹⁾ THE END OF THE YEAR (bln rials)

Description	The year 1375	The year 1380	The year 1389	The year 1390	The year 1391	The year 1392 ⁽²⁾	The year 1393
Liquidity	116552.6	320957.3	2948874.2	3542551.9	4606935.9	6395504.8	7823847.9
Money	56271.8	142956.7	758716.6	897572.5	1136717.7	1196028.2	1207559.2
Notes and coins with the public.....	13216.0	29188.7	225155.3	263209.3	330164.2	334085.9	351673.4
Sight deposits of non- public sector	43055.8	113768.0	533561.3	634363.2	806553.5	861942.3	855885.8
Quasi money	60280.7	178000.6	2190157.6	2644979.4	3470218.2	5199476.6	6616288.7
Ghardh-al-hasaneh savings account deposits	6039.1	29847.5	239075.4	255756.2	310277.5	338478.4	390880.8
Term investment deposits	35847.1	141066.5	1886708.3	2297937.6	3059971.4	4756882.5	6100910.7
Short-term	19051.1	66983.0	770309.3	869909.7	1327326.9	2296607.8	2692493.2
Long-term.....	16796.0	74083.0	1116399.0	1428027.9	1732644.5	2460274.7	3408417.5
Miscellaneous deposits ⁽³⁾	18394.5	7086.6	64373.9	91285.6	99969.3	104115.7	124497.2

1. Including non-bank credit institutions as of the year 1380.

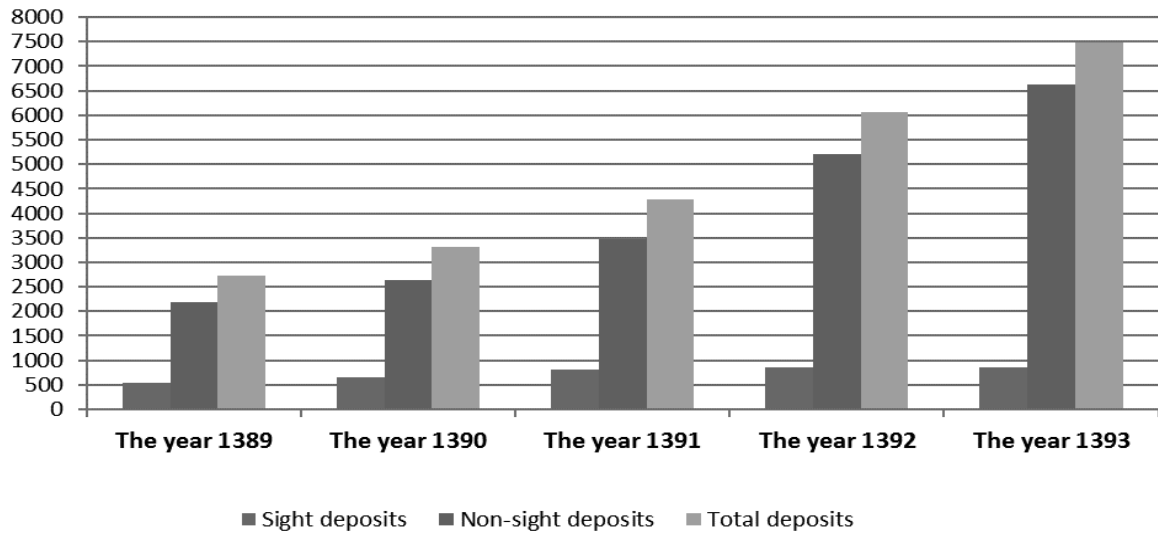
2. Since in the year 1392, the data related to the six banks of "Iran Zamin Bank", "Resalat Gharz-al-hasaneh Bank", "Middle East Bank", "Kish International Free Zone Bank (IFB)", "Iran-Venezuela Bi-National Bank (IVBB)", and "Ghavamin Bank" as well as four non-bank credit institutions of "Salehin Finance and Credit Institution", "Pishgaman Finance and Credit Institution (Ati)", "Kosar Finance and Credit Institution" and "Askariye Credit Institution" were added to money and banking data, therefore the data of the mentioned year were revised.

3. Including L.C. advance payments, guarantees' deposits, advance payments for transaction, retirement and saving funds of banks' employees.

Source: Central Bank of the Islamic Republic of Iran.

14.2. OUTSTANDING BALANCE OF NON-PUBLIC SECTOR'S DEPOSITS WITH BANKING SYSTEM AT THE END OF THE YEAR

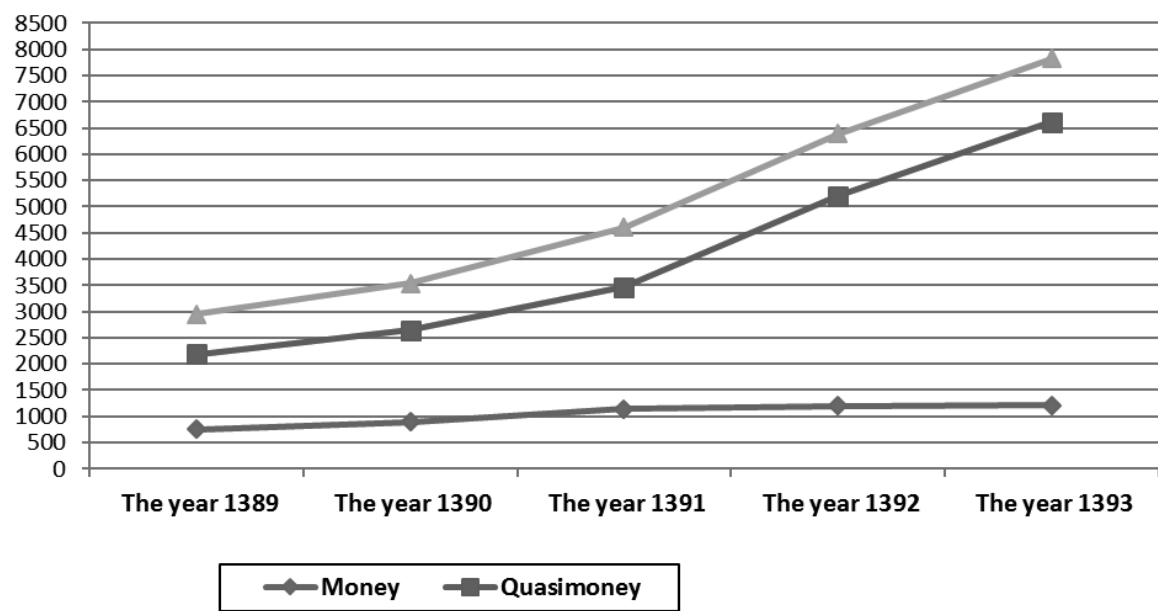
1000 bln rials



For data see Table 14.7.

14.3. LIQUIDITY AT THE END OF THE YEAR

1000 billion rials



For data see Table 14.11.

14.10. CLAIMS OF BANKS⁽¹⁾ ON THE PUBLIC SECTOR OUTSTANDING AT THE END OF THE YEAR

(bln rials)

Year	Total liabilities			Government			Government corporations and institutions		
	Total	Central Bank	Other banks and non-bank credit institutions	Total	Central Bank	Other banks and non-bank credit institutions	Total	Central Bank	Other banks and non-bank credit institutions
1375.....	65916.0	51906.6	14009.4	42736.4	40911.8	1824.6	23179.6	10994.8	12184.8
1380.....	138457.2	82357.7	56099.5	72189.8	64636.3	7553.5	66267.4	17721.4	48546
1385.....	256219.8	131432.2	124787.6	160269.3	104094.8	56174.5	95950.5	27337.4	68613.1
1389.....	553403.5	222644.2	330759.3	468928.8	173032.2	295896.6	84474.7	49612.0	34862.7
1390.....	638476.1	218908.7	419567.4	488466.3	93868	394598.3	150009.8	125040.7	24969.1
1391.....	910354.4	314272.1	596082.3	698989.7	131614.7	567375	211364.7	182657.4	28707.3
1392 ⁽²⁾	1108494.2	349930.1	758564.1	885521.1	158271.3	727249.8	222973.1	191658.8	31314.3
1393.....	1466014.4	425665.0	1040349.4	1188386.6	183582.5	1004804.1	277627.8	242082.5	35545.3

1. Including non-bank credit institutions as of the year 1380.

2 Since in the year 1392, the data related to the six banks of "Iran Zamin Bank", "Resalat Gharz-al-hasaneh Bank", "Middle East Bank", "Kish International Free Zone Bank (IFB)", "Iran-Venezuela Bi-National Bank (IVBB)", and "Ghavamin Bank" as well as four non-bank credit institutions of "Salehin Finance and Credit Institution", "Pishgaman Finance and Credit Institution (Ati)", "Kosar Finance and Credit Institution" and "Askariye Credit Institution" were added to money and banking data, therefore the data of the mentioned year were revised.

Source: Central Bank of the Islamic Republic of Iran.

14.11. CLAIMS OF BANKS⁽¹⁾ AND NON-BANK CREDIT INSTITUTIONS ON NON-PUBLIC SECTOR BY TYPE OF FACILITIES OUTSTANDING AT THE END OF THE YEAR

(bln rials)

Description	The year 1375	The year 1380	The year 1385	The year 1389	The year 1390	The year 1391	The year 1392 ⁽²⁾	The year 1393
<i>Banks and non-bank credit institutions⁽²⁾</i>	61439	242542.6	1226201	2929224.5	3516846	4138974.7	5408157.5	6309053.5
Facilities extended ⁽³⁾	54213.8	231353.8	000	2856676.3	3402991	3964449.9	5175317.3	6033347.8
Direct investment and legal partnership	3799.3	6096.1	000	64284.5	97802.3	147856.2	209572.7	250671.2
Loans and credits extended ⁽⁴⁾	3425.9	5092.7	000	8263.7	16052.7	26668.6	23267.5	25034.5
<i>Commercial banks.....</i>	46202	168932.7	775113	635935.7	739715.6	782532.6	864010.2	963907.8
Facilities extended ⁽³⁾	40107.4	159108	000	618118.4	726646.6	767015.3	849350.3	930856.1
Direct investment and legal partnership	2981	5102.9	000	17079.6	12954.2	14734.9	14569.2	25610.2
Loans and credits extended ⁽⁴⁾	3113.6	4721.8	000	737.7	114.8	782.4	90.7	7441.5
<i>Specialized banks.....</i>	15237	72513.3	281621.6	849709.5	1005647.6	1221862	1409947.9	1613492
Facilities extended ⁽³⁾	14106.4	71174.8	000	842839.3	996278.5	1210240.2	1397614.6	1598793
Direct investment and legal partnership	818.3	971.1	000	6809.3	9319.4	11585.9	12297.1	14671.3
Loans and credits extended ⁽⁴⁾	312.3	367.4	000	60.9	49.7	35.9	36.2	27.7
<i>Private banks and non-bank credit institutions.....</i>	×	1096.6	169466.4	1443579.3	1771482.8	2134580.1	3134199.4	3731653.7
Facilities extended ⁽³⁾	×	1071	000	1395718.6	1680065.9	1987194.4	2928352.4	3503698.7
Direct investment and legal partnership	×	22.1	000	40395.6	75528.7	121535.4	182706.4	210389.7
Loans and credits extended ⁽⁴⁾	×	3.5	000	7465.1	15888.2	25850.3	23140.6	17565.3

1. Including profits and revenues of coming years.

2 Since in the year 1392, the data related to the six banks of "Iran Zamin Bank", "Resalat Gharz-al-hasanah Bank", "Middle East Bank", "Kish International Free Zone Bank (IFB)", "Iran-Venezuela Bi-National Bank (IVBB)", and "Ghavamin Bank" as well as four non-bank credit institutions of "Salehin Finance and Credit Institution", "Pishgaman Finance and Credit Institution (Ati)", "Kosar Finance and Credit Institution" and "Askariye Credit Institution" were added to money and banking data, therefore the data of the mentioned year were revised.

3. Referring to facilities extended by banks based upon the Usury-free Banking Law (excluding direct investment and legal partnership), debt purchase and property transactions.

4. Including former housing loans, customers' indebtedness for letters of credits, paid guarantee, customers' indebtedness for exchange rate differential, participation papers, former claims and protested promissory notes.

Source: Central Bank of the Islamic Republic of Iran.

14.12. CLAIMS OF BANKS AND NON-BANK CREDIT INSTITUTIONS ON NON-PUBLIC SECTOR FOR EXTENDED FACILITIES ⁽¹⁾ BY TYPE OF ISLAMIC CONTRACTS AT THE END OF THE YEAR

(bln rials)

Description	The year 1375	The year 1380	The year 1385	The year 1389	The year 1390	The year 1391	The year 1392 ⁽²⁾	The year 1393
<i>Banks and non-bank credit institutions</i>	58013.1	237450.2	1179722.5	2903482.3	3456633.3	4067590.6	5347918.2	6240944.3
Installment sale.....	25168.5	148370.3	568070	902270.2	1043079.8	1191296.2	1493631.1	1835853.2
Mudarabah.....	3912.6	13095.9	90626.9	126724.2	126240.4	125732.2	147675.6	156058.9
Civil partnership.....	11385	20394.5	176432.4	1092262.6	1268492.1	1581456.1	2251939.5	2615390.9
Ghardh-al-hasaneh (interest-free loan).....	2603.3	10643.8	40789	119575.5	178483.5	216129.7	281394.2	316861.3
Hire purchase.....	624	1580.1	34806.4	22602.2	24603	27434.9	24633.7	27966.6
Forward transactions.....	2878.7	17755.6	57189.1	21700.4	20136.3	17652.6	17194.8	25856.4
Legal partnership.....	2184.5	3867.6	21396	44811.1	67765.2	103724.3	160125.8	192815.2
Direct investment.....	1614.8	2228.5	11483	19473.4	30037.1	44131.9	49446.9	57856
Jualah.....	3836	3748.7	59639.9	131729.3	149726.7	189525.7	251906.5	286379.7
Debt purchase.....	10.3	19.9	2001	0	0	0	0	0
Other facilities ⁽³⁾	3795.4	15745.2	117288.8	422333.4	548069.2	570507	669970.1	725906.1
<i>Commercial banks</i>	43088.4	164210.9	737336.6	629914.6	727804.2	763972.9	848745.2	944742.3
Installment sale.....	18524.9	94962.4	350191.8	207381.3	218164.5	220911.5	242532.9	315377.8
Mudarabah.....	3319.1	11230.6	59425.2	34644.4	36143.9	35786.4	38670.5	37076.6
Civil partnership.....	7090.5	15264.5	90546	116433.1	141005.3	171666.7	224770.5	253117.7
Ghardh-al-hasaneh (interest-free loan).....	2192.1	9517.8	33938.8	38946.3	56404.6	60926.8	62812.9	69366
Hire purchase.....	498.4	1087.5	8106.1	6492.6	6551.2	6977	7224.7	8700.9
Forward transactions.....	2497.8	14638.3	49872.2	14271.6	12213.5	9070.3	6659.5	10419.9
Legal partnership.....	1730.1	3145.2	12789.5	11451.5	7990.7	7598.1	5217.5	9369.4
Direct investment.....	1250.9	1957.7	9565	5628.1	4963.5	7136.8	9351.7	16240.8
Jualah.....	3496.7	3390.6	45288.4	61385	75822.8	86331.1	97065.6	103715.6
Debt purchase.....	10.3	15.8	234.1	0	0	0	0	0
Other facilities ⁽³⁾	2477.6	9000.5	77379.5	133280.7	168544.2	157568.2	154439.4	121357.6
<i>Specialized banks</i>	14924.7	72146	278439.8	852286.3	1004130.4	1225192.9	1409340.1	1612445.8
Installment sale.....	6643.6	52930.5	183087.7	402214.2	533634.2	687729.2	832825.1	1020588.7
Mudarabah.....	593.5	1776.4	2591.2	7608.1	5618.3	6028.7	6702.8	6607.2
Civil partnership.....	4294.5	5088.8	36467.7	333425.2	326832.4	366163.2	377895.8	352752.1

**14.12. CLAIMS OF BANKS AND NON-BANK CREDIT INSTITUTIONS ON NON-PUBLIC
SECTOR FOR EXTENDED FACILITIES⁽¹⁾ BY TYPE OF ISLAMIC CONTRACTS AT
THE END OF THE (continued) (bln rials)**

Description	The year 1375	The year 1380	The year 1385	The year 1389	The year 1390	The year 1391	The year 1392 ⁽²⁾	The year 1393
Ghardh-al-Hasaneh (interest-free loan).....	411.2	1124.1	6261.9	19658.5	37545.4	45676.3	28398.6	30638.9
Hire purchase.....	125.6	466	3818.1	4346.9	4494	4482.3	4428.8	4757
Forward transactions.....	380.9	3039.2	7011.7	6640.7	7205.6	7946.5	8704.1	11571.5
Legal partnership.....	454.4	700.3	6023.1	4705.2	7066.7	9183.2	8956.3	10082.7
Direct investment.....	363.9	270.8	156.2	2104.1	2252.7	2402.7	3340.8	4588.6
Jualah.....	339.3	25.2	3572.5	14490.5	16354.9	23602.4	50908.4	67033.5
Debt purchase.....	0	1.9	78.2	0	0	0	0	0
Other facilities ⁽³⁾	1317.8	6722.7	29371.5	57092.9	63126.2	71978.4	87179.4	103825.6
Private banks and non-bank credit institutions.....	×	1093.3	163946.1	1421281.4	1724698.7	2078424.8	3089832.9	3683756.2
Installment sale.....	×	477.4	34790.5	292674.7	291281.1	282655.5	418273.1	499886.7
Mudarabah.....	×	88.9	28610.5	84471.7	84478.2	83917.1	102302.3	112375.1
Civil partnership.....	×	41.2	49418.7	642404.3	800654.4	1043626.2	1649273.2	2009521.1
Ghardh-al-hasaneh (interest-free loan).....	×	1.9	588.3	60970.7	84533.5	109526.6	190182.7	216856.4
Hire purchase.....	×	26.6	22882.2	11762.7	13557.8	15975.6	12980.2	14508.7
Forward transactions.....	×	78.1	305.2	788.1	717.2	635.8	1831.2	3865
Legal partnership.....	×	22.1	2583.4	28654.4	52707.8	86943	145952	173363.1
Direct investment.....	×	0	1761.8	11741.2	22820.9	34592.4	36754.4	37026.6
Jualah.....	×	332.9	10779	55853.8	57549	79592.2	103932.5	115630.6
Debt purchase.....	×	2.2	1688.7	0	0	0	0	0
Other facilities ⁽³⁾	×	22	10537.8	231959.8	316398.8	340960.4	428351.3	500722.9

1. Including profits and revenues of coming years.

2. Since in the year 1392, the data related to the six banks of "Iran Zamin Bank", "Resalat Gharz-al-hasaneh Bank", "Middle East Bank", "Kish International Free Zone Bank (IFB)", "Iran-Venezuela Bi-National Bank (IVBB)", and "Ghavamin Bank" as well as four non-bank credit institutions of "Salehin Finance and Credit Institution", "Pishgaman Finance and Credit Institution (Ati)", "Kosar Finance and Credit Institution" and "Askariye Credit Institution" were added to money and banking data, therefore the data of the mentioned year were revised.

3. Including property transactions outstanding, overdue debts, matured liabilities and debt purchase as of the year 1387

Source: Central Bank of the Islamic Republic of Iran.

**14.13. SHARE OF NON-PUBLIC ECONOMIC SECTORS IN THE FACILITIES EXTENDED
BY BANKS ⁽¹⁾**
(percent)

Description	Total	Agriculture	Construction and housing	Manufacturing and mining	Services
Total					
1380	100.0	17.6	24.7	36.7	21.0
1385 ⁽¹⁾	100.0	15.9	23.3	21.0	39.8
1389	100.0	6.2	21.6	37.5	34.6
1390	100.0	7.3	38.0	15.3	39.4
1391	100.0	7.2	33.9	13.9	45.0
1392	100.0	10.7	27.6	18.3	43.4
1393	000	000	000	000	000
Commercial banks					
1380	100.0	8.6	18.8	47.2	25.4
1385	100.0	15.2	11.2	26.9	46.7
1389	100.0	14.4	30.7	14.3	40.6
1390	100.0	4.1	28.1	26.4	41.4
1391	100.0	-15.7	77.1	-3.4	42.0
1392	100.0	16.8	56.2	0.8	26.2
1393	000	000	000	000	000
Specialized banks					
1380	100.0	49.1	45.0	-0.4	6.3
1385	100.0	33.0	69.2	4.5	-6.7
1389	100.0	11.3	6.7	74.7	7.3
1390	100.0	15.2	74.0	4.3	6.5
1391	100.0	20.9	63.2	2.4	13.5
1392	100.0	29.5	52.7	5.3	12.5
1393	000	000	000	000	000
Private banks					
1389	100.0	9.7	30.0	16.4	43.9
1390	100.0	2.9	16.4	19.8	60.9
1391	100.0	2.1	15.0	21.3	61.6
1392	100.0	4.2	16.4	24.5	54.9
1393	000	000	000	000	000

1. Including statistics on non-bank credit institutions as of the year 1385.

Source: Central Bank of the Islamic Republic of Iran.

14.14. OUTSTANDING FACILITIES EXTENDED BY SPECIALIZED BANKS TO MAJOR ECONOMIC SECTORS

(bln rials)

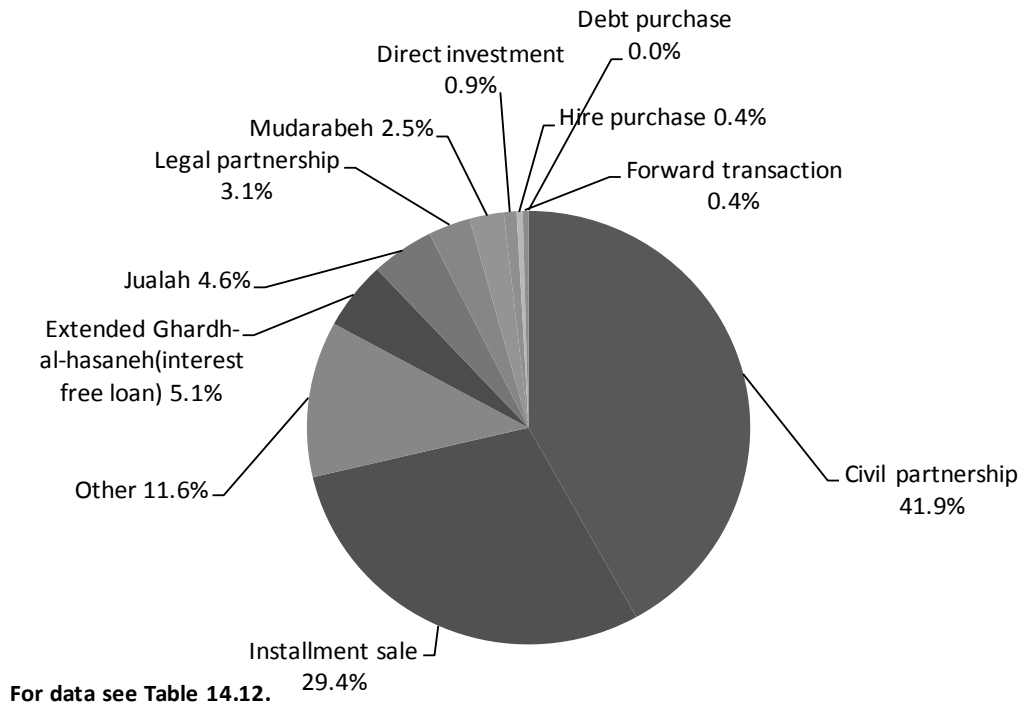
Year	Total	Agriculture	Manufacturing and mining ⁽¹⁾	Housing construction	Export	Domestic trade, services and miscellaneous
1375	000	000	000	000	000	000
1380	000	000	000	000	000	000
1385	000	000	000	000	000	000
1389	000	000	000	000	000	000
1390	833028.1	182378.8	57517.5	538806.5	9240.4	45084.9
1391	996488.3	216479.2	61392.6	642243.7	10031.1	66341.7
1392 ⁽¹⁾	2362238	222340	706033	287074	305423	841368
1393⁽²⁾	3414156	255838	1064924	404492	433080	1255822

1. Since in the year 1392, the data related to the six banks of "Iran Zamin Bank", "Resalat Gharz-al-hasaneh Bank", "Middle East Bank", "Kish International Free Zone Bank (IFB)", "Iran-Venezuela Bi-National Bank (IVBB)", and "Ghavamin Bank" as well as four non-bank credit institutions of "Salehin Finance and Credit Institution", "Pishgaman Finance and Credit Institution (Ati)", "Kosar Finance and Credit Institution" and "Askariye Credit Institution" were added to money and banking data, therefore the data of the mentioned year were revised.

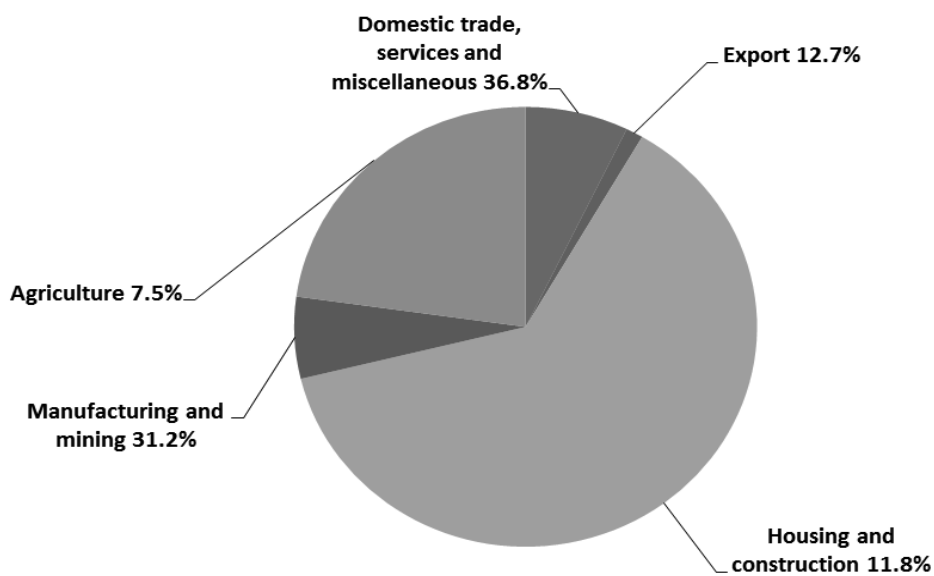
2. Ghardh-al-hasaneh Mehr Bank changed into a private bank as of Shahrivar of the year 1393.

Source: Central Bank of the Islamic Republic of Iran.

14.4. FACILITIES BY ISLAMIC CONTRACTS; THE YEAR 1393



14.5. SHARE OF NON-PUBLIC ECONOMIC SECTORS IN THE FACILITIES EXTENDED BY BANKS, THE YEAR 1393



For data see Table 14.14.

**14.15. NUMBER AND VALUE OF EXCHANGED AND RETURNED CHECKS IN TEHRAN
BANKING CHECKS' CLEARING HOUSE (1000 sheets- bln rials)**

Year	Checks exchanged		Checks returned	
	Number	Value	Number	Value
1375.....	32990	261097	2047	13264
1380.....	58819	832755	2935	36849
1385.....	78201	2998758	3599	109263
1389.....	49368	6285191	5857	278916
1390.....	51368	7367062	6374	356068
1391.....	50648	9045035	5975	430143
1392.....	46433	11121654	5082	517315
1393.....	000	000	000	000

Source: Central Bank of the Islamic Republic of Iran.

**14.16. STATUS OF PARTICIPATION PAPERS PUBLISHED BY THE END OF THE YEAR
(bln rials)**

Year	Number of projects	Total value published	Value sold	Matured value	Not-matured value	Rate of part payment of interest (percent)
1375.....	3	400.6	400.6	000	700.6	⁽¹⁾ 15.5-20
1380.....	11	16100	15543.3	6233.5	19729.5	17.0
1385.....	18	45700	37962.1	19252.1	86877.6	15.5
1389.....	27	179419.1	159137.1	000	000	16.0-17.0
1390.....	25	92167	47905	000	000	15.5-20
1391.....	38	222448.9	123218.1	000	000	20.0
1392.....	15	88916.9	43421.5	000	000	20.0-23.00
1393.....	9	32500	7131⁽²⁾	000	000	21.0-22.0⁽³⁾

1. Excluding the first round of Iran Khodro's participation papers whose rate of part payment of interest was 24%.

2. Equal to 4870 billion rials of sold papers in the year 1393 is related to participation paper issued by municipalities in the year 1392.

3. According to Article 2 of the "Monetary and Credit Policy in 1393", approved by the MCC on Tir 3, 1393, the maximum lending rate on loans and facilities extended by banks and non-bank credit institutions under non-PLS contracts was set at 22.0 percent. The expected minimum profit rate of PLS contracts between banks and non-bank credit institutions and their clients was set at 21.0 percent. The lending rate on housing loans extended by Bank Maskan under the HousingSavings Fund program is set at 14.0 percent and on loans and facilities extended to the housing sector under Bank Maskan's installment sale contracts is determined at 16.0 percent.

Source: Central Bank of the Islamic Republic of Iran

14.17. NATIONAL FOREIGN DEBTS AT THE END OF THE YEAR (mln dollars)

Year	Total	Short term	Mid-term and long term
1385	23514	9100	14414
1389	22814	11613	11201
1390	19185	10320	8865
1391	7682	943	6739
1392	6655	777	5878
1393	5107	432	4676

Source: Central Bank of the Islamic Republic of Iran.

14.18. AVERAGE RATES OF MAJOR EXCHANGE IN THE FORMAL EXCHANGE MARKET AND FREE MARKET (rials)

Year	Formal market				
	Dollar	Euro	Pound	100 JPY (100 Japanese Yen)	Swiss franc
1385	0	0	0	0	0
1389	0	0	0	0	0
1390	10962	15120	17502	13898	12451
1391	12260	15809	19405	14893	13067
1392	21253	28552	33885	21213	23225
1393	26509	0	0	0	0

Year	Free market				
	Dollar	Euro	Pound	100 JPY (100 Japanese Yen)	Swiss franc
1385	9226	11839	17437	7865	7450
1389	0	0	0	0	0
1390	13568	18679	21889	17053	15083
1391	26059	33960	41499	30909	27829
1392	31839	42637	50380	31945	34666
1393	32800	41980	52986	30163	35484

Source: Central Bank of the Islamic Republic of Iran.

14.19. PREMIUMS RECEIVED BY TYPE OF INSURANCE (bln rials)

Type of insurance	1380	1385	1389	1390	1391	1392 ⁽¹⁾	1393
Insurance market.....	4827	23649	51040	70870	100495	129954	157312
Fire	518	1787	3086	3918	4393	5879	7086
Cargo	390	912	816	815	1076	1594	2397
Accident	152	446	900	1147	1477	1899	2634
Driver accidents.....	278	871	2058	2089	5151	6088	7610
Car body	507	3387	5658	6046	7174	10285	12743
Third party and surplus	1612	10722	22696	30802	44742	51629	64326
Health	639	2104	7968	15021	21387	30501	35809
Ship (hull)	21	77	229	801	1103	2023	1428
Aircraft	53	323	537	606	741	1349	1409
Engineering	75	523	1142	1451	1503	2004	2204
Money	5	27	61	74	87	103	106
Responsibility	166	1050	2995	4082	5768	8318	10375
Credit	0	147	155	487	384	203	217
Oil and energy	0	616	903	1075	2028	2048	3749
Life	394	653	1811	2424	3421	5964	5149
Other	17	4	27	32	60	69	68

1. Revised figures.

Source: Central Insurance of Iran.

14.20. CLAIMS INCURRED BY TYPE OF INSURANCE (bln rials)

Type of insurance	The year 1380	The year 1385	The year 1389	The year 1390	The year 1391	The year 1392 ⁽¹⁾	The year 1393
Insurance market.....	3931	17620	40515	54052	83027	116022	133055
Fire	135	331	854	1144	2031	2457	2770
Cargo	61	238	227	262	402	411	438
Accident	92	200	300	381	535	657	757
Driver accidents.....	121	332	558	720	2425	2780	5700
Car body	262	2657	3596	4170	5305	6612	8131
Third party and surplus	2090	10764	20854	27662	40335	53553	68444
Health	666	1378	9921	15094	23051	35801	33837
Ship (hull)	23	84	269	483	924	537	549
Aircraft	19	189	220	120	149	69	478
Engineering	12	-180	683	540	825	981	889
Money	3	7	14	11	16	20	28
Responsibility	114	621	1523	1653	4195	6835	6553
Credit	0	144	114	47	139	310	-361
Oil and energy	0	312	218	152	276	675	1037
Life	313	540	1153	1596	2374	4298	3776
Other	19	2	12	17	46	24	30

1. Revised figures.

Source: Central Insurance of Iran.

14.21. COEFFICIENT OF CLAIMS PAID BY TYPE OF INSURANCE (percent)

Type of insurance	The year 1380	The year 1385	The year 1389	The year 1390	The year 1391	The year 1392 ⁽¹⁾	The year 1393
Insurance market	81.4	74.5	79.4	76.3	82.6	89.3	84.6
Fire	26.1	18.5	27.7	29.2	46.2	41.8	39.1
Cargo	15.7	26.1	27.9	32.2	37.4	25.8	18.3
Accident	60.5	44.8	33.3	33.2	36.2	34.6	28.7
Driver accidents	43.4	38.2	27.1	34.4	47.1	45.7	74.9
Car body	51.7	78.5	63.6	69.0	73.9	64.3	63.8
Third party and surplus	129.7	100.4	91.9	89.8	90.1	103.7	106.4
Health	104.3	65.5	124.5	100.5	107.8	117.4	94.5
Ship (hull)	107.1	109.0	117.4	60.3	83.8	26.5	38.5
Aircraft	36.2	58.5	41.0	19.7	20.1	5.1	33.9
Engineering	15.6	-	59.8	37.2	54.9	49.0	40.4
Money	66.0	25.4	23.0	15.5	18.9	19.4	26.0
Responsibility	68.5	59.1	50.8	40.5	72.7	82.2	63.2
Credit	-	97.7	73.4	9.7	36.2	152.9	***
Oil and energy	-	50.6	24.2	14.1	13.6	33.0	27.6
Life	79.6	82.7	63.7	65.8	69.4	72.1	73.3
Other	110.5	68.3	43.4	52.0	76.8	35.2	44.7

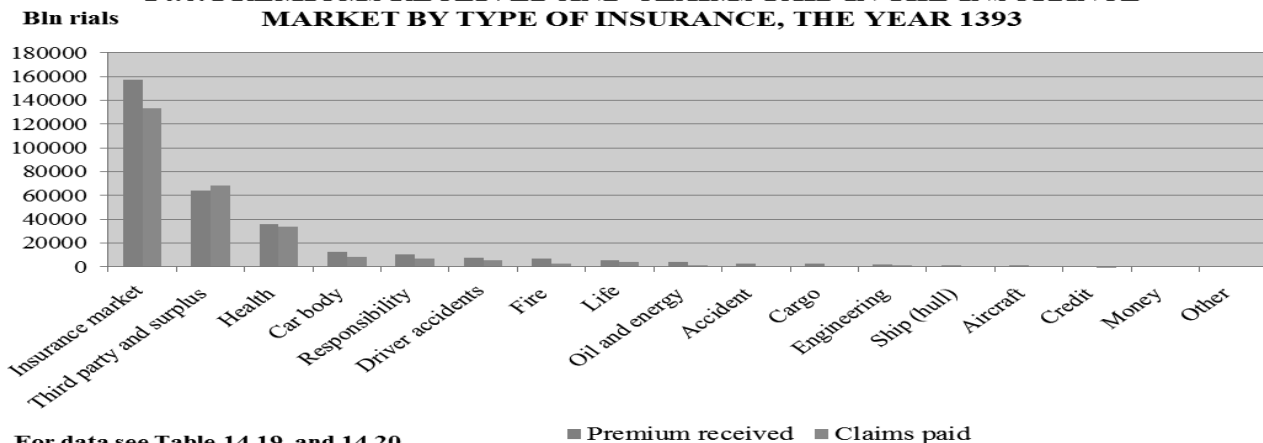
1) Revised figures.
Source: Central Insurance of Iran

14.22. NUMBER OF CORPORATIONS ACCEPTED ON TEHRAN STOCK EXCHANGE AND THE NUMBER AND VALUE OF TRANSACTIONS (1000 shares; mln rials)

Year	Number of corporations accepted	Transactions	
		Number	Value
1375.....	246	901768	4381597
1380.....	318	1705559	7830933
1385.....	416	14784391	55644206
1389.....	342	101912743	218054912
1390.....	343	73188831	226447349
1391.....	322	80156154	257072476
1392.....	317	189688843	964198174
1393.....	314	165184447	542522060

Source: Tehran Stock Exchange.

14.6. PREMIUMS RECEIVED AND CLAIMS PAID IN THE INSURANCE MARKET BY TYPE OF INSURANCE, THE YEAR 1393



For data see Table 14.19. and 14.20.

■ Premium received ■ Claims paid

14.23. CORPORATIONS ACCEPTED ON TEHRAN STOCK EXCHANGE BY INDUSTRIES

Industry	The year 1385	The year 1389	The year 1390	The year 1391	The year 1392	The year 1393
Total	416	342	343	322	317	314
Mining of coal, lignite and charcoal	1	1	1	1	1	1
Farming and related services activities	1	1	1	1	1	1
Mining of metallic mineral	8	8	8	8	8	9
Exploitation of other mines	2	1	1	1	1	1
Manufacture of textiles	22	3	3	3	3	2
Tanning, dressing of leather and manufacture of footwear	1	1	1	1	1	1
Wood and wood products	2	2	2	2	1	1
Paper and paper products	7	4	4	2	2	2
Publishing, printing and reproduction of recorded media	1	1	1	1	1	1
Oil refining and nuclear fuels	4	6	6	6	6	7
Rubber and plastic products	15	10	10	8	6	7
Manufacturing of basic metals	26	24	23	22	21	19
Fabricated metal products	18	9	8	7	5	5
Machinery and equipment	33	16	16	14	12	11
Electrical apparatus	13	11	9	8	8	8
Radio and television	7	4	3	1	1	1
Medical, optical and measurement instruments	2	1	1	1	1	1
Motor vehicle and manufacture of accessories	31	31	31	31	31	31
Transport equipment	2	×	×	×	×	×
Manufacture of furniture and products	2	×	×	×	×	×
Lump sugar and sugar	17	14	13	12	12	12
Multi -industry corporations	3	4	4	4	4	4
Food products and beverages, excluding lump sugar and sugar	33	22	22	20	20	20
Pharmaceutical products and materials	30	27	27	27	27	27
Chemical products	33	27	30	29	31	27
Industrial contract working	1	1	1	×	×	×
Computer and related activities	3	3	5	5	5	5
Technical and engineering services	2	2	2	2	2	2
Real estates and properties, housing mass production	13	12	12	12	11	12
Tiles and ceramics	10	10	10	10	10	10
Cement, lime and gypsum	28	30	30	30	30	30
Other non-metallic mineral products	22	20	19	12	11	11
Investments	12	14	14	15	16	16
Banks and credit institutes	3	8	10	10	10	11
Other financial intermediations	4	4	4	4	5	5
Transport, storage and communications	4	4	5	5	5	5
Telecommunications	×	1	1	1	2	2
Extraction of oil, gas and lateral services of exploration	×	1	1	1	1	1
Insurance and retirement fund excluding social security	×	4	4	5	5	5

Source: Tehran Stock Exchange.

14.24. SHARES TRANSACTED OF ACCEPTED CORPORATIONS ON TEHRAN STOCK EXCHANGE BY MAJOR INDUSTRIES (1000 shares)

Industry	The year 1385	The year 1389	The year 1390	The year 1391	The year 1392	The year 1393
Total	14784391	101912743	73188831	80156154	189688843	165184447
Mining of coal, lignite and charcoal	6859	9649	70145	67019	101535	51872
Farming and related services activities	258	494	7294	2225	7056	5925
Mining of metallic mineral.....	1151038	1923853	2100537	4452168	18776251	5647276
Exploitation of other mines.....	3110	1618	897	93	35683	55453
Manufacture of textiles	3868	143362	4983	3046	6974	1521
Tanning, dressing of leather and manufacture of footwear	367	11280	75	18766	1684	6241
Wood and wood products	59	7344	1536	7910	34960	19995
Paper and paper products	5957	11548	29842	18774	97320	148266
Publishing, printing and reproduction of recorded media	861	9748	4938	2317	11733	29263
Oil refining and nuclear fuels.....	75587	2292983	2634782	6759193	7529580	3959111
Rubber and plastic products	73062	329285	550745	216579	725865	891620
Manufacturing of basic metals	1733522	12515400	6764289	9069954	14785618	8274044
Fabricated metal products	33133	1805719	1288799	1222221	2367691	2596603
Machinery and equipment.....	684142	579541	383155	291349	1923967	3194156
Electrical apparatus	165387	449730	814447	1415701	1636755	1827912
Radio and television.....	58413	140788	52333	23142	59007	43122
Medical, optical and measurement instruments.....	8979	43690	32397	13771	167305	125914
Motor vehicle and manufacture of accessories.....	2090636	20115995	7272402	8804470	24106806	38842994
Transport equipment	999	×	×	×	×	×
Manufacture of furniture and products.....	1548	×	×	×	×	×
Lump sugar and sugar.....	38851	102233	619933	694532	499673	746955
Multi -industry corporations	1625691	2595055	4536431	7630222	6337030	8139911
Food products and beverages, excluding lump sugar and sugar.....	270641	411927	1594750	1031966	3252205	2358179
Pharmaceutical products and materials	226697	547223	1008938	318363	2187088	1484310
Chemical products.....	561139	4592237	3595858	6635298	38395452	13418953
Industrial contract working	45269	1748994	1765705	×	×	×
Computer and related activities.....	81498	188339	574149	481878	2061844	1507031
Technical and engineering services .	1872	3288617	1069163	1052824	4124729	1352144
Real estates and properties, housing mass production	1372170	849148	1660939	2387301	4237743	4905967
Tiles and ceramics.....	25440	156302	488271	643000	738939	393812
Cement, lime and gypsum.....	797138	1163099	1175902	1706043	4532785	4065944
Other non-metallic products.....	83562	452097	443116	581140	1145580	863481
Investments	1381345	4917442	9089267	5531621	1737421	13693623
Banks and credit institutes	1959825	23246122	17887315	13993028	36440310	36190113
Other financial intermediations.....	177355	605453	567989	1447919	3469367	4683653
Transport, storage and communications	38113	2452497	759204	452468	827655	1097298
Telecommunications	×	11975477	1390423	1120921	3090821	1931642
Extraction of oil, gas and lateral services of exploration	×	1682157	1979091	967624	625709	497730
Insurance and retirement fund excluding social security	×	546297	968791	1091305	3608702	2132413

14.25. VALUE OF SHARES TRANSACTED OF ACCEPTED CORPORATIONS ON TEHRAN

STC

Industry	The year 1385	The year 1389	The year 1390	The year 1391	The year 1392	The year 1393
Total	55644206	218054912	226447349	257072476	964198174	542522060
Mining of coal, lignite and charcoal	101350	60274	404038	242092	470974	188542
Farming and related services activities	1697	6538	119003	45362	198391	179187
Mining of metallic mineral.....	8479110	11051534	12357684	23519249	24580910	19297717
Exploitation of other mines.....	38827	4110	2867	268	282330	398078
Manufacture of textiles	7743	373905	18788	9526	80001	17054
Tanning, dressing of leather and manufacture of footwear	254	104368	542	33033	5720	37097
Wood and wood products	149	46672	9540	24677	158264	87980
Paper and paper products	23148	21070	72405	60625	719046	593195
Publishing, printing and reproduction of recorded media	7892	29383	16696	9310	112091	385503
Oil refining and nuclear fuels.....	494681	7219331	8556053	24418499	122682701	24307186
Rubber and plastic products	216578	498609	836478	469852	3909334	2779068
Manufacturing of basic metals	9117561	29901825	26314850	46896056	95039639	26896642
Fabricated metal products	48191	3796428	3001595	2051676	10938535	9123770
Machinery and equipment.....	2529693	1042172	700687	474213	4867768	9334848
Electrical apparatus	315783	2126539	3668238	4093694	8568702	9113733
Radio and television.....	200290	312728	50836	26431	291519	159417
Medical, optical and measurement instruments.....	12153	362168	456178	171767	2240926	1352626
Motor vehicle and manufacture of accessories.....	6215714	49504210	19394188	10581421	50563655	74926999
Transport equipment	1006	x	x	x	x	x
Manufacture of furniture and products.....	1924	x	x	24677	x	x
Lump sugar and sugar.....	130587	405828	4811647	6770702	5269127	2251619
Multi -industry corporations	5966485	7670969	16544454	32650293	34844182	28176247
Food products and beverages, excluding lump sugar and sugar.....	750580	996893	4400590	4004816	17411533	10536253
Pharmaceutical products and materials	1510772	3444720	4492362	1363608	16887594	10430679
Chemical products.....	4290634	16176288	20298107	41799059	332105205	161965621
Industrial contract working	153341	5209253	3612880	x	x	x
Computer and related activities.....	442628	1929438	5037288	3830583	12226921	6053232
Technical and engineering services .	15980	6055393	3880361	2296506	23603814	10157997
Real estates and properties, housing mass production	4988741	1702937	3117366	4695120	12485161	12931665
Tiles and ceramics.....	50875	279794	1424957	1639788	3436496	1303564
Cement, lime and gypsum.....	4129252	3189853	2720322	3859636	21404954	12020725
Other non-metallic products.....	118308	755704	1145779	1112609	10006239	5550231
Investments	1343766	6340472	14869374	5786188	37299946	19574511
Banks and credit institutes	3448425	30489839	42332137	24394264	79677088	51807400
Other financial intermediations.....	228231	1404362	1432189	1381348	6252169	8729763
Transport, storage and communications	261857	2980061	3024319	928000	3821940	4147729
Telecommunications	x	14631380	4813930	2728070	12754580	11766051
Extraction of oil, gas and lateral services of exploration	x	4974648	9105450	2719905	3410517	2881276
Insurance and retirement fund excluding social security	x	2955217	3403170	1959553	5590199	3058853

Source: Tehran Stock Exchange.

**14.26. GENERAL CHARACTERISTICS OF CREDIT COOPERATIVES AT THE END OF
THE YEAR**
(mln rials)

Description	Number	Members	Employees	Capital
<i>Registered cooperatives⁽¹⁾</i>				
1375	804	304761	2600	4099793
1380	1646	455606	12457	5443928
1385	1981	505995	13786	6563079
1389	2023	491433	29390	7284734
1390	2026	269585	29268	6268037
1391	2026	583713	54952	6731567
1392	2028	598715	38737	8746512
1393	2026	580595	40834	33051347
<i>Cooperatives under establishments</i>				
1375	7	1584	0	38
1380	6	696	29	379
1385	44	6798	146	2393
1389	3	166	60	258
1390	3	431	55	703
1391	2	381	5	503
1392	000	000	000	000
1393	000	000	000	000
<i>Cooperatives in operation</i>				
1375	462	241652	2308	4083431
1380	1065	374546	11331	5419732
1385	1286	415478	12239	6532557
1389	1155	370320	26727	61284846
1390	1060	391959	26132	6128484
1391	984	418367	44113	6101600
1392	918	415949	31938	8078009
1393	852	424598	32682	31429864

14.26. GENERAL CHARACTERISTICS OF CREDIT COOPERATIVES AT THE END OF THE YEAR (continued) (mln rials)

Ostan	Number	Members	Employees	Capital
East Azarbayejan	42	26216	1615	73665
West Azarbayejan.....	78	42052	954	529546
Ardebil	9	1632	58	1298
Esfahan	39	17987	548	1557030
Alborz	14	8103	1759	41740
Ilam.....	8	1611	33	4126
Bushehr.....	5	1080	17	1436
Tehran	140	126912	9386	27388919
Chaharmahal&Bakhtiari.....	33	4039	536	15066
South Khorasan.....	5	3229	15	7835
Khorasan-e-Razavi	56	39769	11702	1174992
North Khorasan.....	4	699	13	3048
Khuzestan	21	8167	1371	36593
Zanjan.....	36	12404	67	31510
Semnan	12	4086	229	12098
Sistan&Baluchestan.....	10	1058	26	21600
Fars	37	11014	256	49864
Qazvin	20	14462	39	31376
Qom	9	922	9	869
Kordestan.....	55	11399	63	104262
Kerman	10	4651	34	2317
Kermanshah	37	12764	1503	18840
Kohgiluyeh&Boyerahmad.....	7	1054	179	1017
Golestan.....	8	19248	94	46103
Gilan	20	3663	548	35946
Lorestan	15	220	132	2869
Mazandaran	28	25067	296	157610
Markazi.....	22	3789	57	13000
Hormozgan	12	2147	273	7951
Hamedan.....	22	4279	54	22818
Yazd	38	10875	816	34519

1. Including cooperatives in operation, out of operation and under establishment.

Source: Ministry of Cooperatives, Labor and Social Welfare.