



Education



Introduction

Statistical data presented in this chapter comprise literacy status in various censuses, the country's formal education at general and higher levels, and non-formal technical and vocational training.

Formal education is divided into general and higher education:

General education, including primary, lower secondary, upper secondary and technical and vocational training, is under supervision of the Ministry of Education. It should be mentioned that since the academic year 1391-92, due to changes in the educational system, the educational level include primary school, lower secondary school, also known as first 3 years of Dabirestân and upper secondary school also known as second 3 years of Dabirestân.

High school graduates, after getting diploma and admission in the university entrance exam may start their higher education which leads to the following degrees: associates', bachelors', masters', Ph.D, and postdoctoral.

It should be noted that in addition to the universities and higher education institutes affiliated to the Ministry of Science, Research and Technology, Islamic Azad University independently admits student and offers educational services on higher levels.

The first official statistical yearbook of the Ministry of Culture was published in the year 1297 and included statistics on primary, secondary and higher education. In the second statistical yearbook of the Ministry of Culture published in the year 1305, statistics for school children and higher education students were presented comparatively for three academic years of 1301-1302, 1302-1303 and 1303-1304. These statistics have been produced on a yearly basis in the year 1305. Since the year 1343, statistics for school children have been published by the Ministry of Education.

Activities for adult literacy training which began in the year 1334 has continued after the victory of the Islamic Revolution by the Literacy Movement Organization, founded in the year 1358. The

Organization, from its very establishment has regularly produced and presented statistics on its activities. The educational system of this organization has changed since the year 1390.

At present, the Ministry of Science, Research and Technology, and Islamic Azad University provide data on higher education.

The statistical information provided by the Ministry of Science, Research and Technology covers all the higher education institutes under the Ministry itself and those affiliated to other ministries and government organizations such as Ministry of Education, Ministry of Health and Medical Education, Ministry of Oil, Physical Education Organization, etc. The certificates issued by these institutes are approved by the Ministry of Science, Research and Technology.

Furthermore, data on the Technical and Vocational Training Organization have been a part of this chapter since the year 1375. The Organization was established in the year 1359 by merging Apprenticeship Funds with Vocational Education Centres and Apprenticeship Centres which were formerly responsible for vocational and technical training. The Organization started its activities under the supervision of the Ministry of Cooperatives, Labour and Social Affairs.

Moreover, the SCI provides general information on literacy status and educational attainment, as well as comparative changes, through the decennial National Population and Housing Censuses.

It should be mentioned that the Population and Housing Census used to be carried out every 10 years till the year 1385, but according to the government approval, it will be conducted every 5 years since then.

Notes:

1. Figures for teaching and clerical staff include government workers assigned to non-government schools.

2. Figures related to the number of schools at different educational levels do not necessarily indicate the number of buildings allocated to the educational levels. For example, if during the academic year, a building is used by both primary and lower secondary courses, but at different times of the day, the building would be considered twice in

statistics. This also applies to the number of classes held at different educational levels.

Definitions and concepts

Literate: based on the 1390 Population and Housing Census, all individuals who can read and write a simple text in Farsi or any other language, whether having or not having an official certificate are considered literate. All individuals who had the certificate of the first year primary school in the 1345 National Census of Population and Housing; all the first year primary school beginners and learners of the Adult education and literacy campaign in the 1355 National Census of Population and Housing; all the first year primary school beginners and learners of the Adult Literacy Movement in the 1365, 1375, and 1385 National Population and Housing Censuses, and in the 1370 Multi-round Population Survey were enumerated as literate. Literacy has been enquired in the 1335 National Population Census for individuals aged 10 and over, in the 1345 National Census of Population for individuals aged 7 and over and in the 1355, 1365, 1375, and 1385 National Censuses and 1370 Multi-round Population Survey for individuals aged 6 and over.

Urban and rural areas and settled population: see Chapter 3, Definitions and concepts.

Education: learning under formal education programme in Iran or abroad. Thus, learning in non-formal educational sectors (study in private language schools or by private tutor) is not considered as education.

Teaching and clerical staff of teaching units (Education): teaching staff comprise teachers, principal-teachers, and physical educators, and clerical staff consist of lab and workshop instructors, health workers, extracurricular master, principal, assistant superintendent, librarian, office staff and bookkeeper.

Educational level: a complete educational course which results in receiving an educational degree such as primary, lower secondary, associate, masters, Ph.D., professional and subspeciality.

Student: a person who is studying in one of the educational levels based on the educational regulations.

Special education: education for children and teenagers who are unruly, physically or mentally retarded, and /or suffer from learning disabilities and

illness. It encompasses pre-school, primary, Lower-secondary (First 3 Years of Dabirestân), upper-secondary (Second 3 Years Dabirestan) and technical and vocational training courses.

Primary education: is an educational period in which students starts their education at the age of 6 for a duration of 6 years and receive a certificate after passing the determined educational grades.

Lower secondary education (First 3 Years of Dabirestân): a general educational course in which students are instructed immediately after primary school. After passing the a three-year course, the students will receive the lower secondary certificate.

Upper secondary education (Second 3 Years of Dabirestân): a course which the students are admitted after completing lower secondary course and then are guided to technical and vocational or work and knowledgel. The students who pass the determined units receive the upper secondary school diploma.

Adult student; is a student who has not had the qualification for in-day primary and secondary education; however, he/she continues his/her study in specified adult schools.

Adults general education: the educational level of this course corresponds with the lower secondary course and lasts 3 years and provides educational opportunity for those who do not have the qualification for in- day education because of their age or other conditions.

Adults complementary education: education in this course is similar to lower secondary education and provides educational opportunities for those who do not have the qualification for in- day education because of their age or other qualities.

Literacy education course: a course for educating an illiterate person with more than 10 years of age who is not able to be educated within the national educational system. This course equals to the third grade of elementary school in the national educational system.

Transition course: a course equals to the fifth grade of elementary school for those who have passed the complementary, final, and literacy movement courses or have passed the third or fourth grades of elementary school but they do not have necessary qualifications to continue their education in formal educational system.

Stabilization course: a course which provides the opportunity of continuation, stability and application of what have been learned for those who have finished the literacy education course and do not tend to continue their education.

Learner covered by Literacy Movement Organization: refers to an illiterate and low-literate person aged over 10 who cannot study in formal educational system and enrolls in the courses of Literacy Movement Organization.

Learner completing the course: refers to the learner who successfully passed the final exams of the course.

University student: every admitted person who enrolls in one of the official educational courses of higher education based on specified criteria and is studying at the university

Higher education institute: an organization which admits students having diploma, pre-university or higher certificate in order to provide higher education and research services and grants associate's or higher degrees to graduates.

University: the highest institute of higher education courses which is established by the authorization of the Council for High Education Development and comprises at least three faculties

Full time instructor of higher education institute: an individual who is employed based on the specified criteria and has to work all his/her working hours in the institute of his/ her working place.

Part time teachers of higher education institute: an individual who renders theoretical or operational educational services for a certain period.

Enrolled students in higher education institute: an individual who was admitted and enrolled in one of the higher education institutes, based on the specified standards.

Graduated students from higher education institutes: an individual who has completed successfully one of the educational fields of the higher education and attained educational degree based on the specified criteria.

Technical and Vocational Training Organization Trainees: individuals who attend the training centres of the organization for a certain period to acquire a particular vocation, retraining or upgrading skill.

Permanent Technical and Vocational Training Centres: government places consisting of at least five training workshops with a legal identity and an organizational chart approved by Vice Presidency

for Strategic Planning and Supervision (former Management and Planning Organization).

Selected information

Released data from the 1355, 1365, 1375, 1385 and 1390 Population and Housing Censuses indicate that 58.9%, 71.0%, 84.7%, 88.7% and 88.4% of the literate population aged six and over were male, while literacy rates for females were 35.5, 52.1, 74.2, 80.3 and 81.1 percent, respectively.

During the academic year 1393-94, both in day and adult courses, more than 7 million and 194 thousand persons were studying at primary schools, more than 2 million and 67 thousand persons were at lower secondary schools, and more than 3 million and 620 thousand persons were at upper secondary schools. This shows a rise of 2.5 percent in primary course, and a decline of 1.2 and 1.9 percent in the lower secondary and upper secondary courses, respectively compared to the previous year. Over the same period of the time 47.8, and 48.6 percent of the students studying at lower secondary and upper secondary levels respectively, were female.

During the same academic year, about 661000 students were at pre-school level that increased by about 24.3% compared to the previous academic year. The number of special students was more than 71,000, showing a decrease of about 1.9% compared to the previous academic year.

Total number of university students over the academic year 1393-94 was more than 4 million and 802 thousand, indicating an increase of about 2.5%, compared to the previous year. Out of that number, the share of the Islamic Azad University students was about 35.1 percent.

During the same academic year, about 22.8 percent of students was studying was for associate's and higher about 58.7 percent for bachelor's, about 15.0 percent for master's and 3.5 percent for professional and specialty doctorate.

Over the academic year 1392-93, out of about 738,000 graduates of governmental universities and higher education institutes, the graduates in technical and engineering courses, humanities, arts, agriculture and veterinary, medicine, and basic sciences accounted for 35.3, 43.1, 6.0, about 5.2, 4.4 and 6.0, percent, respectively.

17.1. LITERATE POPULATION IN URBAN AND RURAL AREAS BY SEX (1000 persons)

Description	Both sexes	Male	Female
<i>Total country</i>			
1345 Census	5556	3928	1628
1355 Census	12877	8198	4679
1365 Census ⁽¹⁾	23913	14078	9835
1370 Census ⁽¹⁾	33966	19091	14875
1375 Census ⁽¹⁾	41582	22465	19118
1385 Census ⁽¹⁾	54082	28835	25247
1390 Census⁽¹⁾	57362	30126	27236
<i>Urban areas</i>			
1345 Census	3833	2442	1390
1355 Census	8628	5145	3483
1365 Census	15507	8765	6742
1370 Census	21725	11903	9822
1375 Census	27857	14861	12996
1385 Census	39096	20625	18471
1390 Census	43048	22358	20690
<i>Rural areas</i>			
1345 Census	1723	1485	238
1355 Census	4249	3053	1196
1365 Census	8371	5287	3084
1370 Census	12128	7114	5014
1375 Census	13661	7565	6096
1385 Census	14939	8183	6756
1390 Census	14287	7752	6534

1. Difference between the total and sum of urban and rural areas is due to the inclusion of literate unsettled population in the total.

Sources: Ministry of the Interior;
- Statistical Centre of Iran.

17.2. POPULATION AGED 6 AND OVER, NUMBER OF LITERATE PEOPLE AND LITERACY RATE BY SEX AND AGE
(1000 persons-percent)

Sex and age group	1345 Census			1355 Census		
	Population	Literate	Literacy rate	Population	Literate	Literacy rate
Both sexes	19372	5556	28.7	27113	12877	47.5
6-9 years	2372	⁽¹⁾ 886	⁽¹⁾ 37.4	4110	2943	71.6
10-14 years	3098	1579	51.0	4303	3184	74.0
15-19 years	2181	892	40.9	3600	2196	61.0
20-24 years	1723	546	31.7	2792	1393	49.9
25-29 years	1699	402	23.7	2112	881	41.7
30-34 years	1723	320	18.6	1707	598	35.0
35-39 years	1461	268	18.3	1627	459	28.2
40-44 years	1360	229	16.8	1669	371	22.2
45-49 years	866	148	17.1	1389	284	20.5
50-54 years	767	91	11.9	1329	244	18.4
55-59 years	437	52	11.9	704	129	18.3
60-64 years	691	63	9.1	584	75	12.8
65 years and over	993	80	8.1	1186	120	10.1
Not specified	0	0	××	0	0	××
Male	10023	3928	39.2	13926	8198	58.9
6-9 years	1230	⁽¹⁾ 579	⁽¹⁾ 47.1	2129	1727	81.1
10-14 years	1639	1059	64.6	2259	1937	85.8
15-19 years	1087	595	54.7	1819	1348	74.1
20-24 years	810	380	46.9	1341	880	65.6
25-29 years	825	299	36.2	1010	581	57.5
30-34 years	892	249	27.9	842	416	49.4
35-39 years	789	208	26.4	825	338	41.0
40-44 years	761	187	24.6	895	288	32.1
45-49 years	492	124	25.2	751	219	29.2
50-54 years	385	75	19.5	732	196	26.8
55-59 years	229	44	19.2	397	105	26.5
60-64 years	356	56	15.7	301	62	20.6
65 years and over	530	72	13.6	624	100	16.0
Not specified	0	0	××	0	0	××
Female	9348	1628	17.4	13187	4679	35.5
6-9 years	1143	⁽¹⁾ 307	⁽¹⁾ 26.9	1981	1216	61.4
10-14 years	1459	520	35.6	2044	1247	61.0
15-19 years	1094	297	27.2	1782	848	47.6
20-24 years	912	166	18.2	1451	512	35.3
25-29 years	874	103	11.8	1101	299	27.2
30-34 years	831	71	8.5	865	182	21.0
35-39 years	672	60	8.9	801	121	15.1
40-44 years	600	41	6.8	773	83	10.7
45-49 years	374	24	6.4	638	65	10.2
50-54 years	383	15	3.9	597	48	8.0
55-59 years	209	8	3.8	307	24	7.8
60-64 years	335	7	2.1	283	14	5.0
65 years and over	463	8	1.7	562	20	3.6
Not specified	0	0	××	0	0	××

17.2. POPULATION AGED 6 AND OVER, NUMBER OF LITERATE PEOPLE AND LITERACY RATE BY SEX AND AGE (continued)
(1000 persons-percent)

Sex and age group	1365 Census			1370		
	Population	Literate	Literacy rate	Population	Literate	Literacy rate
Both sexes	38709	23913	61.8	45856	33966	74.1
6-9 years	5835	4822	82.6	7195	6635	92.2
10-14 years	5903	5025	85.1	7547	7056	93.5
15-19 years	5192	4073	78.5	5909	5275	89.3
20-24 years	4194	2971	70.8	4947	4128	83.4
25-29 years	3652	2239	61.3	4005	3079	76.9
30-34 years	2928	1570	53.6	3504	2419	69.0
35-39 years	2117	965	45.6	2867	1782	62.2
40-44 years	1655	639	38.6	2038	1094	53.7
45-49 years	1585	482	30.4	1579	733	46.4
50-54 years	1599	380	23.8	1571	572	36.4
55-59 years	1338	283	21.2	1443	434	30.1
60-64 years	1185	227	19.2	1303	318	24.4
65 years and over.....	1502	226	15.1	1890	418	22.1
Not specified	24	11	45.8	58	23	39.7
Male	19822	14078	71.0	23675	19091	80.6
6-9 years	2981	2621	87.9	3675	3454	94.0
10-14 years	3054	2780	91.0	3902	3746	96.0
15-19 years	2660	2294	86.2	3058	2856	93.4
20-24 years	2104	1725	82.0	2520	2280	90.5
25-29 years	1840	1365	74.2	2012	1737	86.3
30-34 years	1481	1004	67.8	1780	1426	80.1
35-39 years	1044	635	60.8	1462	1099	75.2
40-44 years	834	441	52.9	1028	702	68.3
45-49 years	819	352	43.0	798	489	61.3
50-54 years	857	288	33.6	822	406	49.4
55-59 years	715	214	29.9	793	323	40.7
60-64 years	652	179	27.5	723	241	33.3
65 years and over.....	768	173	22.5	1066	320	30.0
Not specified	14	7	50.0	36	14	38.9
Female	18887	9835	52.1	22181	14875	67.1
6-9 years	2854	2201	77.1	3520	3181	90.4
10-14 years	2850	2245	78.8	3646	3309	90.8
15-19 years	2532	1778	70.2	2851	2419	84.9
20-24 years	2090	1246	59.6	2427	1848	76.1
25-29 years	1813	874	48.2	1993	1342	67.3
30-34 years	1447	566	39.1	1724	994	57.7
35-39 years	1073	330	30.8	1404	683	48.7
40-44 years	822	198	24.1	1010	392	38.8
45-49 years	766	130	17.0	780	244	31.3
50-54 years	742	91	12.3	750	166	22.1
55-59 years	622	69	11.1	650	111	17.1
60-64 years	533	48	9.0	580	77	13.3
65 years and over.....	734	53	7.2	824	98	11.9
Not specified	10	4	40.0	22	10	45.5

17.2. POPULATION AGED 6 AND OVER, NUMBER OF LITERATE PEOPLE AND LITERACY RATE BY SEX AND AGE (continued)
(1000 persons-percent)

Sex and age group	1375 Census			1385 Census		
	Population	Literate	Literacy rate	Population	Literate	Literacy rate
Both sexes	52295	41582	79.5	63920	54082	84.6
6-9 years	6891	6361	92.3	4397	4049	92.1
10-14 years	9081	8740	96.2	6709	6550	97.6
15-19 years	7116	6718	94.4	8727	8463	97.0
20-24 years	5222	4739	90.8	9011	8680	96.3
25-29 years	4709	4067	86.4	7225	6822	94.4
30-34 years	3980	3222	81.0	5554	5045	90.8
35-39 years	3572	2614	73.2	4921	4239	86.1
40-44 years	2812	1844	65.6	4089	3274	80.1
45-49 years	2013	1127	56.0	3523	2535	72.0
50-54 years	1529	719	47.0	2755	1746	63.4
55-59 years	1367	502	36.7	1888	1021	54.1
60-64 years	1383	375	27.1	1464	641	43.8
65 years and over.....	2595	538	20.7	3657	1017	27.8
Not specified	26	15	57.7	0	0	××
Male	26534	22465	84.7	32494	28835	88.7
6-9 years	3510	3291	93.8	2250	2076	92.3
10-14 years	4622	4504	97.5	3441	3368	97.9
15-19 years	3580	3444	96.2	4443	4324	97.3
20-24 years	2566	2419	94.3	4512	4375	97.0
25-29 years	2366	2172	91.8	3660	3519	96.2
30-34 years	2013	1779	88.4	2838	2677	94.3
35-39 years	1818	1501	82.6	2512	2308	91.9
40-44 years	1431	1110	77.6	2082	1836	88.2
45-49 years	990	702	70.9	1792	1476	82.4
50-54 years	769	477	62.0	1386	1064	76.8
55-59 years	717	360	50.2	924	645	69.8
60-64 years	754	284	37.7	726	430	59.2
65 years and over.....	1382	411	29.7	1928	738	38.3
Not specified	15	10	66.7	0	0	××
Female	25761	19118	74.2	31426	25247	80.3
6-9 years	3381	3070	90.8	2147	1974	91.9
10-14 years	4458	4236	95.0	3267	3182	97.4
15-19 years	3536	3274	92.6	4284	4139	96.6
20-24 years	2656	2320	87.4	4500	4305	95.7
25-29 years	2343	1895	80.9	3565	3303	92.7
30-34 years	1967	1443	73.4	2716	2368	87.2
35-39 years	1754	1113	63.5	2410	1931	80.1
40-44 years	1381	735	53.2	2007	1439	71.7
45-49 years	1023	425	41.5	1730	1059	61.2
50-54 years	760	242	31.8	1369	681	49.7
55-59 years	649	142	21.9	964	376	39.0
60-64 years	629	90	14.3	738	211	28.6
65 years and over.....	1213	127	10.5	1728	279	16.2
Not specified	10	5	50.0	0	0	××

17.2. POPULATION AGED 6 AND OVER, NUMBER OF LITERATE PEOPLE AND LITERACY RATE BY SEX AND AGE (continued) (1000 persons-percent)

Sex and age group	1390 Census		
	Population	Literate	Literacy rate
Both sexes	67682	57362	84.8
6-9 years	4437	4079	91.9
10-14 years	5671	5545	97.8
15-19 years	6607	6406	97.0
20-24 years	8414	8065	95.9
25-29 years	8673	8234	94.9
30-34 years	6972	6486	93.0
35-39 years	5571	4948	88.8
40-44 years	4907	4152	84.6
45-49 years	4030	3173	78.7
50-54 years	3527	2432	69.0
55-59 years	2680	1617	60.3
60-64 years	1863	919	49.3
65 years and over.....	4297	1283	29.9
Not specified.....	31	23	74.2
Male	34080	30126	88.4
6-9 years	2274	2093	92.0
10-14 years	2888	2827	97.9
15-19 years	3347	3250	97.1
20-24 years	4202	4042	96.2
25-29 years	4355	4152	95.3
30-34 years	3516	3320	94.4
35-39 years	2850	2604	91.4
40-44 years	2486	2232	89.8
45-49 years	2027	1755	86.6
50-54 years	1765	1401	79.4
55-59 years	1327	978	73.7
60-64 years	881	574	65.2
65 years and over.....	2142	883	41.2
Not specified.....	20	15	75.0
Female	33602	27236	81.1
6-9 years	2164	1986	91.8
10-14 years	2783	2717	97.6
15-19 years	3260	3156	96.8
20-24 years	4213	4023	95.5
25-29 years	4318	4082	94.5
30-34 years	3456	3166	91.6
35-39 years	2721	2344	86.1
40-44 years	2420	1920	79.3
45-49 years	2003	1418	70.8
50-54 years	1762	1031	58.5
55-59 years	1353	639	47.2
60-64 years	982	344	35.0
65 years and over.....	2155	400	18.6
Not specified.....	12	9	75.0

1. In the 1345 Census, information on literacy status was collected for population aged 7 and over.

Source: Statistical Centre of Iran.

**17.3. NUMBER OF LITERATE PEOPLE AND LITERACY RATE AMONG POPULATION
AGED SIX AND OVER IN URBAN AND RURAL AREAS BY SEX AND OSTAN, 1390
CENSUS**

(1000 persons- percent)

Ostan	Total								
	Population aged six and over			Literate			Literacy rate		
	Both sexes	Male	Female	Both sexes	Male	Female	Both sexes	Male	Female
Total country	67682	34080	33602	57362	30126	27236	84.8	88.4	81.1
East Azarbayejan.....	3372	1700	1672	2768	1486	1282	82.1	87.4	76.7
West Azarbayejan	2752	1386	1366	2170	1187	983	78.8	85.6	71.9
Ardebil	1127	569	558	910	494	416	80.8	86.8	74.6
Esfahan.....	4451	2256	2195	3907	2047	1860	87.8	90.7	84.8
Alborz	2196	1112	1084	1982	1025	957	90.2	92.1	88.3
Ilam	504	255	249	415	221	194	82.3	86.6	78.0
Bushehr	918	502	416	768	424	344	83.6	84.4	82.7
Tehran	11183	5627	5556	10117	5195	4922	90.5	92.3	88.6
Chaharmahal&Bakhtiyari ...	798	401	397	658	351	307	82.5	87.6	77.4
South Khorasan.....	585	293	292	483	254	229	82.5	86.5	78.4
Khorasan-e-Razavi.....	5335	2662	2673	4605	2381	2224	86.3	89.4	83.2
North Khorasan	767	380	387	616	324	291	80.3	85.3	75.3
Khuzestan.....	4007	2018	1990	3348	1770	1578	83.5	87.7	79.3
Zanjan	915	458	458	754	398	355	82.4	87.1	77.7
Semnan.....	575	291	284	508	264	244	88.4	90.8	85.9
Sistan&Baluchestan	2102	1048	1055	1504	814	690	71.6	77.7	65.4
Fars.....	4160	2092	2068	3591	1867	1723	86.3	89.3	83.3
Qazvin	1087	551	536	914	483	431	84.1	87.7	80.4
Qom.....	1027	523	504	889	471	418	86.6	90.0	83.0
Kordestan	1347	676	671	1050	572	478	78.0	84.6	71.3
Kerman.....	2604	1311	1293	2140	1109	1031	82.2	84.6	79.8
Kermanshah	1772	892	880	1448	773	675	81.7	86.6	76.8
Kohgiluyeh&Boyerahmad ..	581	290	292	476	252	224	81.9	87.0	76.9
Golestan	1575	784	791	1308	688	619	83.0	87.8	78.3
Gilan.....	2308	1143	1164	1945	1012	933	84.3	88.5	80.1
Lorestan.....	1580	794	787	1271	674	598	80.4	84.9	76.0
Mazandaran.....	2834	1421	1413	2428	1268	1161	85.7	89.2	82.1
Markazi	1288	651	637	1080	574	506	83.8	88.1	79.5
Hormozgan.....	1377	700	677	1152	607	545	83.7	86.8	80.5
Hamedan	1598	801	797	1320	698	621	82.6	87.1	78.0
Yazd	954	492	462	838	443	394	87.8	90.0	85.4

**17.3. NUMBER OF LITERATE PEOPLE AND LITERACY RATE AMONG POPULATION
AGED SIX AND OVER IN URBAN AND RURAL AREAS BY SEX AND OSTAN, 1390
CENSUS (continued) (1000 persons- percent)**

Ostan	Urban areas								
	Population aged six and over			Literate			Literacy rate		
	Both sexes	Male	Female	Both sexes	Male	Female	Both sexes	Male	Female
Total country	48609	24442	24167	43048	22358	20690	88.6	91.5	85.6
East Azarbayejan.....	2348	1183	1166	2017	1070	947	85.9	90.5	81.2
West Azarbayejan	1739	872	867	1460	781	679	83.9	89.5	78.4
Ardebil	721	365	357	616	330	286	85.4	90.5	80.1
Esfahan.....	3808	1925	1883	3397	1769	1628	89.2	91.9	86.5
Alborz	1990	1005	985	1812	934	878	91.1	92.9	89.2
Ilam	323	163	160	280	147	133	86.8	90.4	83.2
Bushehr	628	344	284	532	289	242	84.6	84.0	85.3
Tehran	10397	5205	5192	9492	4857	4636	91.3	93.3	89.3
Chaharmahal&Bakhtiyari ...	469	236	233	409	215	193	87.1	91.2	82.9
South Khorasan.....	329	167	162	296	154	141	89.9	92.7	87.1
Khorasan-e-Razavi.....	3859	1929	1930	3463	1778	1685	89.7	92.2	87.3
North Khorasan	399	200	199	350	182	167	87.7	91.1	84.2
Khuzestan.....	2869	1441	1428	2514	1310	1205	87.6	90.9	84.3
Zanjan	575	290	285	503	264	238	87.4	91.2	83.6
Semnan.....	444	223	221	405	208	197	91.3	93.2	89.3
Sistan&Baluchestan	1046	526	519	851	455	397	81.4	86.5	76.3
Fars.....	2831	1421	1410	2531	1302	1229	89.4	91.6	87.1
Qazvin	796	403	393	690	361	328	86.7	89.7	83.6
Qom.....	976	496	481	853	450	403	87.4	90.8	83.8
Kordestan	890	447	442	732	394	339	82.3	88.0	76.6
Kerman.....	1510	760	751	1318	676	641	87.2	89.0	85.4
Kermanshah	1238	618	620	1054	552	503	85.2	89.3	81.1
Kohgiluyeh&Boyerahmad ..	307	154	153	273	143	130	88.7	92.7	84.7
Golestan	814	406	408	716	372	344	88.0	91.7	84.3
Gilan.....	1392	690	701	1260	646	614	90.5	93.5	87.6
Lorestan.....	975	484	491	827	430	397	84.8	88.7	80.9
Mazandaran.....	1554	777	777	1399	720	679	90.0	92.7	87.4
Markazi	950	481	469	840	441	399	88.4	91.7	85.0
Hormozgan.....	693	355	338	623	326	297	89.8	91.7	87.8
Hamedan	952	474	479	830	431	398	87.1	91.0	83.3
Yazd	788	403	386	707	370	337	89.6	91.8	87.4

**17.3. NUMBER OF LITERATE PEOPLE AND LITERACY RATE AMONG POPULATION
AGED SIX AND OVER IN URBAN AND RURAL AREAS BY SEX AND OSTAN, 1390
CENSUS (continued) (1000 persons- percent)**

Ostan	Rural areas								
	Population aged six and over			Literate			Literacy rate		
	Both sexes	Male	Female	Both sexes	Male	Female	Both sexes	Male	Female
Total country	19023	9612	9411	14287	7752	6534	75.1	80.6	69.4
East Azarbayejan.....	1024	518	506	751	416	335	73.3	80.3	66.2
West Azarbayejan	1013	514	499	710	406	303	70.1	79.0	60.8
Ardebil	406	205	202	295	164	130	72.6	80.4	64.7
Esfahan.....	643	331	312	509	277	232	79.2	83.8	74.4
Alborz	207	107	100	170	91	79	82.2	84.8	79.4
Ilam	180	91	89	134	73	61	74.5	80.0	68.8
Bushehr	287	157	131	235	133	101	81.7	85.3	77.4
Tehran	787	422	364	624	338	286	79.4	80.1	78.5
Chaharmahal&Bakhtiyari ...	327	164	163	249	136	114	76.2	82.6	69.7
South Khorasan.....	256	127	130	187	99	88	73.0	78.4	67.7
Khorasan-e-Razavi.....	1476	733	743	1142	603	538	77.3	82.2	72.5
North Khorasan.....	367	179	188	265	142	123	72.3	79.0	65.9
Khuzestan.....	1128	572	556	828	457	371	73.4	80.0	66.6
Zanjan	340	168	172	251	134	117	73.8	79.8	67.9
Semnan.....	131	68	63	104	57	47	78.8	83.3	74.0
Sistan&Baluchestan	1054	520	534	652	359	293	61.9	69.0	54.9
Fars.....	1316	664	652	1052	561	491	79.9	84.4	75.4
Qazvin	291	148	144	224	121	103	76.9	82.2	71.6
Qom.....	51	28	23	36	21	15	71.6	74.9	67.6
Kordestan	457	229	228	318	178	139	69.5	77.9	61.1
Kerman.....	1087	548	539	819	431	388	75.3	78.6	72.0
Kermanshah	531	273	259	393	220	172	73.9	80.8	66.6
Kohgiluyeh&Boyerahmad..	272	135	138	202	108	94	74.3	80.5	68.2
Golestan	761	378	383	591	316	275	77.6	83.5	71.8
Gilan.....	916	453	463	685	366	319	74.8	80.8	68.9
Lorestan.....	605	309	296	444	244	200	73.5	78.9	67.8
Mazandaran.....	1280	644	636	1029	547	482	80.4	85.0	75.7
Markazi	338	170	168	240	132	107	71.0	77.9	63.9
Hormozgan.....	681	343	338	528	280	248	77.5	81.7	73.2
Hamedan	645	327	318	490	267	223	75.9	81.6	70.1
Yazd	166	89	76	131	73	58	78.9	81.9	75.4

Source: Statistical Centre of Iran.

17.4.PRIVATE HOUSEHOLDS BY SEX OF THE HEAD OF HOUSEHOLD, NUMBER OF MEMBERS, AND NUMBER OF LITERATE AND ILLITERATE MEMBERS, 1390 CENSUS

Sex of the head and number of members	Total	Literate				
		None	1 person	2 persons	3 persons	4 persons and more
Both sexes	21110481	1614873	2027891	6876806	4641691	5865655
1 person.....	1511911	811787	676567	××	××	××
2 persons.....	3877727	620991	646873	2585128	××	××
3 persons.....	5724891	95008	505135	3048909	2054652	××
4 persons.....	5567191	45937	136679	1021034	1889898	2462811
5 persons.....	2638888	19415	40270	163631	543844	1869314
6 persons.....	1127167	12987	14858	42801	118040	937785
7 persons.....	382608	3645	3970	9370	23910	341626
8 persons.....	164784	2425	1903	3539	7398	149483
9 persons.....	66988	1298	854	1367	2480	60974
10 persons and more.....	48326	1380	782	1027	1469	43662
Male	18562409	866389	1351987	6371415	4288981	5612622
1 person.....	473342	129333	329293	××	××	××
2 persons.....	3259915	572106	363157	2302233	××	××
3 persons.....	5269671	84757	470631	2862046	1832032	××
4 persons.....	5323419	42130	129494	993530	1783266	2364477
5 persons.....	2526055	17841	38221	157841	525889	1783920
6 persons.....	1076023	12006	14074	41078	113749	894445
7 persons.....	365812	3390	3762	9003	23125	326448
8 persons.....	157678	2285	1804	3381	7122	143051
9 persons.....	64253	1230	818	1319	2388	58484
10 persons and more.....	46241	1311	733	984	1410	41797
Female	2548072	748484	675904	505391	352710	253033
1 person.....	1038569	682454	347274	××	××	××
2 persons.....	617812	48885	283716	282895	××	××
3 persons.....	455220	10251	34504	186863	222620	××
4 persons.....	243772	3807	7185	27504	106632	98334
5 persons.....	112833	1574	2049	5790	17955	85394
6 persons.....	51144	981	784	1723	4291	43340
7 persons.....	16796	255	208	367	785	15178
8 persons.....	7106	140	99	158	276	6432
9 persons.....	2735	68	36	48	92	2490
10 persons and more.....	2085	69	49	43	59	1865

17.4. PRIVATE HOUSEHOLDS BY SEX OF THE HEAD OF HOUSEHOLD, NUMBER OF MEMBERS AND NUMBER OF LITERATE AND ILLITERATE MEMBERS, 1390 CENSUS (continued)

Sex of the head and number of members	Illiterate					Not stated
	None	1 person	2 persons	3 persons	4 persons and more	
Both sexes	14580412	3831556	2244072	261751	109125	83565
1 person	677238	811116	xx	xx	xx	23557
2 persons	2633532	609374	610086	xx	xx	24735
3 persons	4569516	658718	425502	49968	xx	21187
4 persons	4344447	723116	427259	48157	13380	10832
5 persons	1669261	544709	350973	52952	18579	2414
6 persons	503091	300626	243570	50811	28373	696
7 persons	125291	110659	103578	27273	15720	87
8 persons	39396	45799	49420	16755	13378	36
9 persons	12386	17147	20160	8588	8692	15
10 persons and more	6254	10292	13524	7247	11003	6
Male	13476486	2528632	2142126	243924	100226	71015
1 person	329613	129013	xx	xx	xx	14716
2 persons	2314720	356341	566435	xx	xx	22419
3 persons	4313205	489042	404272	42947	xx	20205
4 persons	4227145	619045	411486	44164	11057	10522
5 persons	1626524	490238	340425	50050	16475	2343
6 persons	488253	275027	237236	48618	26218	671
7 persons	121116	102104	101226	26455	14827	84
8 persons	37986	42428	48242	16259	12728	35
9 persons	11932	15927	19661	8372	8347	14
10 persons and more	5992	9467	13143	7059	10574	6
Female	1103926	1302924	101946	17827	8899	12550
1 person	347625	682103	xx	xx	xx	8841
2 persons	318812	253033	43651	xx	xx	2316
3 persons	256311	169676	21230	7021	xx	982
4 persons	117302	104071	15773	3993	2323	310
5 persons	42737	54471	10548	2902	2104	71
6 persons	14838	25599	6334	2193	2155	25
7 persons	4175	8555	2352	818	893	3
8 persons	1410	3371	1178	496	650	1
9 persons	454	1220	499	216	345	1
10 persons and more	262	825	381	188	429	0

Source: Statistical Centre of Iran.

17.5. STUDENTS AND TEACHING AND CLERICAL STAFF AT DIFFERENT EDUCATIONAL LEVELS

Academic year and educational level	Student ⁽¹⁾			Teaching and clerical staff	
	Total	Male	Female	Teaching	Clerical
1375-76	18588130	9921855	8666275	597075	341996
1380-81	17882515	9359952	8522563	664672	344911
1385-86	14984301	7741044	7243257	664657	253351
1389-90	13247047	6839475	6407572	602600	268668
1390-91	13351254	6932408	6418846	602571	263101
1391-92	13226473	6861311	6365162	619698	253104
1392-93	13406458	6964461	6441997	630449	230816
1393-94	13615311	7064602	6550709	615522	224374
Special education	71289	44193	27096	17622	3136
Pre-school education	661439	337615	323824	0	0
Primary education	7194193	3701398	3492795	278790	87065
Lower secondary education.....	2047632	1068474	979158	128522	47005
Upper secondary education.....	3198951	1643680	1555271	190588	87168
Adult lower secondary education.....	19902	12414	7488	⁽²⁾ 0	⁽²⁾ 0
Adult upper secondary education.....	421905	256828	165077	⁽²⁾ 0	⁽²⁾ 0

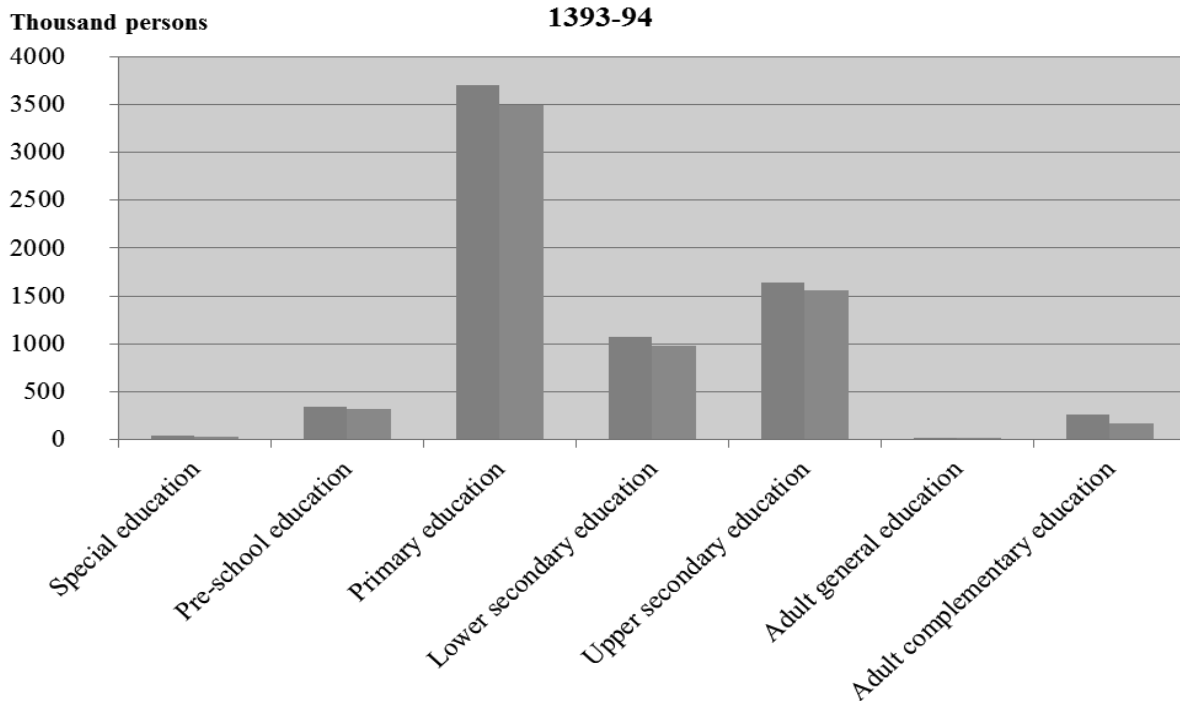
1. Referring to the public and non-government institutions.

2. Provision of the employees in this level is not made by the Ministry of Education.

Sources: Ministry of Education;

-Organization for the Education of Special Children.

17.1. STUDENTS BY EDUCATIONAL LEVEL, ACADEMIC YEAR



For data see Table 17.5.

■ Male ■ Female

17.6. STUDENTS AND TEACHING AND CLERICAL STAFF OF THE MINISTRY OF EDUCATION BY OSTAN, ACADEMIC YEAR 1393-94

Ostan	Student ⁽¹⁾			Teaching and clerical staff ⁽¹⁾	
	Both sexes	Male	Female	Teaching	Clerical
Total country	12440776	6413552	6027224	597900	221238
East Azarbayejan.....	590070	308113	281957	28838	10400
West Azarbayejan	533217	282366	250851	23450	7899
Ardebil	200090	104112	95978	12208	4220
Esfahan.....	751806	380596	371210	33949	13353
Alborz	386121	197507	188614	14145	5306
Ilam	92550	47782	44768	7523	2047
Bushehr	174972	89924	85048	8538	3314
Tehran.....	1841827	936795	905032	66110	26040
Chaharmahal&Bakhtiyari	157931	80605	77326	10041	3232
South Khorasan.....	137607	70505	67102	8804	3177
Khorasan-e-Razavi.....	1078601	555277	523324	52395	20105
North Khorasan	153154	79233	73921	9178	3450
Khuzestan.....	850669	443055	407614	38912	14474
Zanjan	158390	82833	75557	8960	3404
Semnan.....	102170	52057	50113	5100	1737
Sistan&Baluchestan	561572	301620	259952	23269	8175
Fars.....	743103	378572	364531	39078	15187
Qazvin	192665	99840	92825	8910	3554
Qom.....	206183	104519	101664	8402	3575
Kordestan	240783	126677	114106	15592	5525
Kerman.....	505414	257760	247654	26731	10230
Kermanshah	295167	155169	139998	17179	6048
Kohgiluyeh&Boyerahmad	128702	66464	62238	8939	3039
Golestan	295382	153030	142352	13554	4876
Gilan.....	352721	179265	173456	18869	6334
Lorestan.....	288186	150375	137811	17336	5984
Mazandaran.....	460034	233176	226858	26429	8608
Markazi	212396	109096	103300	8408	3685
Hormozgan.....	307049	158359	148690	14651	5630
Hamedan	256862	134401	122461	14462	5260
Yazd	185382	94469	90913	7940	3370

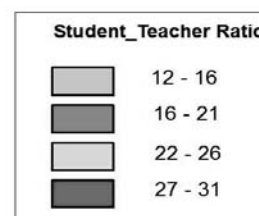
1. Excluding the special and adult and pre-school educational courses.

Source: Ministry of Education.

**17.2. STUDENT - TEACHER RATIO,
ACADEMIC YEAR 1393 - 1394**



For Data See Tabel 17.6



17.7. SPECIAL STUDENTS BY EDUCATIONAL LEVELS

Year and educational level	Student
1375-76	64077
1380-81	72904
1385-86	67882
1389-90	74286
1390-91	82326
1391-92 ⁽¹⁾	74342
1392-93	72698
1393-94	71289
Pre-school.....	10582
Primary school	42719
Lower-secondary school	1641
Pre-technical lower secondary school.....	6517
Upper-secondary school.....	1880
Pre-technical upper-secondary school.....	7950

1. Including the students in inclusive and integrative education, autistic students and upper secondary technical (special) students.

Source: Organization for the Education of Special Children.

-Ministry of Education.

17.8. STUDENTS, TEACHING STAFF AND FACILITIES IN SPECIAL EDUCATION COURSE

Academic year and Ostan	Student			Teaching and clerical staff		School	Class
	Total	Male	Female	Teaching	Clerical		
1375-76.....	64077	38762	25315	⁽¹⁾ 12003	⁽¹⁾ 000	978	7425
1380-81.....	72904	43744	29160	11260	4645	923	9133
1385-86.....	67882	41075	26807	11131	5614	1349	10834
1389-90.....	74286	45311	28975	11050	8192	1672	12583
1390-91.....	82326	50457	31869	11421	6976	1750	14532
1391-92.....	73101	45090	28011	12660	7482	1418	12269
1392-93.....	72698	44979	27719	15306	5726	1644	12629
1393-94.....	71289	44193	27096	17622	3136	1578	12320
East Azarbayejan.....	3577	2237	1340	808	56	70	571
West Azarbayejan.....	2068	1320	748	478	60	37	336
Ardebil.....	1252	783	469	277	15	21	194
Esfahan.....	4931	3007	1924	1224	218	110	850
Alborz.....	1859	1026	833	385	73	20	264
Ilam.....	523	327	196	245	29	19	109
Bushehr.....	1048	635	413	270	45	36	193
Tehran.....	9128	5458	3670	1648	538	118	1490
Chaharmahal&Bakhtiyari.....	1071	665	406	719	86	38	245
South Khorasan.....	1340	838	502	332	67	29	256
Khorasan-e-Razavi.....	7132	4508	2624	333	319	147	1197
North Khorasan.....	1052	665	387	1573	52	40	176
Khuzestan.....	3985	2481	1504	224	152	81	708
Zanjan.....	778	480	298	920	57	22	140
Semnan.....	654	409	245	266	30	22	150
Sistan&Baluchestan.....	2595	1723	872	225	49	39	377
Fars.....	4847	2951	1896	1328	172	139	791
Qazvin.....	1053	638	415	280	66	25	184
Qom.....	1341	810	531	314	40	18	192
Kordestan.....	1152	751	401	363	68	20	264
Kerman.....	3601	2284	1317	964	151	98	686
Kermanshah.....	1274	802	472	364	77	34	233
Kohgiluyeh&Boyerahmad.....	827	504	323	241	63	48	194
Golestan.....	1873	1190	683	391	29	30	281
Gilan.....	2173	1380	793	608	105	57	430
Lorestan.....	1660	987	673	529	78	71	318
Mazandaran.....	2863	1752	1111	743	145	49	490
Markazi.....	1105	680	425	279	45	26	176
Hormozgan.....	1877	1262	615	507	55	48	350
Hamedan.....	1465	912	553	464	108	43	261
Yazd.....	1185	728	457	320	88	23	214

1. Statistics on teaching and clerical staff were not available separately for the academic year 1375-76 and were reported under teaching staff.

Source: Organization for the Education of Special Children.
-Ministry of Education.

17.9. PRE-SCHOOL STUDENTS, TEACHING STAFF AND FACILITIES

Academic year and Ostan	Student			School	Class
	Total	Male	Female		
1375-76	195181	99842	95339	3322	8497
1380-81	329062	160822	168240	9581	16119
1385-86	552932	268349	284583	20543	26589
1389-90	464453	225305	239148	15831	22132
1390-91	475395	232630	242765	16113	23504
1391-92	459017	232028	226989	⁽¹⁾ 13419	⁽¹⁾ 18651
1392-93	531924	271658	260266	16010	27132
1393-94	661439	337615	323824	21989	35101
East Azarbayejan.....	55274	28933	26341	1905	3555
West Azarbayejan	24140	12351	11789	615	1480
Ardebil	12326	6533	5793	592	861
Esfahan.....	46191	23737	22454	1144	2489
Alborz	14604	7088	7516	517	694
Ilam	6115	3192	2923	239	225
Bushehr	12455	6639	5816	400	492
Tehran	68468	35717	32751	2052	3348
Chaharmahal&Bakhtiyari	11417	5725	5692	583	705
South Khorasan	9774	4964	4810	383	671
Khorasan-e-Razavi.....	24177	12139	12038	736	1175
North Khorasan	10804	5516	5288	371	435
Khuzestan.....	45843	22682	23161	1866	2260
Zanjan	9263	4918	4345	387	532
Semnan.....	6759	3473	3286	130	258
Sistan&Baluchestan	27283	14083	13200	1077	1202
Fars.....	35336	17431	17905	1151	1958
Qazvin	13912	7447	6465	411	613
Qom.....	5885	2816	3069	201	227
Kordestan	17667	9267	8400	583	930
Kerman.....	33638	17079	16559	1271	1427
Kermanshah	11647	6276	5371	586	691
Kohgiluyeh&Boyerahmad	7229	3355	3874	258	417
Golestan	22536	11561	10975	386	975
Gilan.....	21944	11318	10626	1287	1732
Lorestan.....	19916	9388	10528	412	1301
Mazandaran.....	24750	12389	12361	310	1052
Markazi	13928	7180	6748	517	666
Hormozgan.....	19198	9938	9260	621	1181
Hamedan	14245	6988	7257	679	908
Yazd	14715	7492	7223	319	641

1. The reason for decline compared to the previous year is the policies of the Ministry of Education on the type of pre-school administration to non-governmental administration.

Source: Ministry of Education.

17.10. STUDENTS, EDUCATIONAL STAFF AND FACILITIES IN PRIMARY SCHOOL

Academic year and Ostan	Student			Teaching and clerical staff		School	Class
	Total	Male	Female	Teaching	Clerical		
1375-76	9238393	4885665	4352728	298755	96617	63101	327595
1380-81	7513015	3924999	3588016	309260	83225	68836	313529
1385-86	5827851	3009561	2818290	267516	65315	64646	278335
1389-90	5632825	2898799	2734026	234832	78847	58811	256910
1390-91	5701521	2932282	2769239	235193	83688	57619	259519
1391-92 ⁽¹⁾	6850992	3522913	3328079	260999	78358	58816	301798
1392-93	7018285	3610900	3407385	284271	91816	60066	306399
1393-94	7194193	3701398	3492795	278790	87065	61151	309562
East Azarbayejan.....	340823	175652	165171	13707	3966	3375	15659
West Azarbayejan	315672	163476	152196	12087	3057	3034	13169
Ardebil	114092	58894	55198	5517	1537	1439	5655
Esfahan.....	416820	214312	202508	14648	5220	2665	17297
Alborz	218280	112463	105817	5764	2282	797	7659
Ilam	52043	26732	25311	3422	718	716	2993
Bushehr	105160	54098	51062	4234	1349	813	4556
Tehran	1018883	522918	495965	28737	11251	3283	34710
Chaharmahal&Bakhtiyari	91033	46459	44574	4579	1235	990	4442
South Khorasan	78847	40329	38518	4558	1069	1200	4293
Khorasan-e-Razavi.....	643340	330505	312835	24916	7898	4754	27340
North Khorasan	90410	46661	43749	4479	1196	1148	4553
Khuzestan.....	503985	259696	244289	19590	6178	4354	22051
Zanjan	91440	46756	44684	4224	1160	1026	4226
Semnan.....	57054	29256	27798	2268	637	408	2369
Sistan&Baluchestan	380725	198121	182604	14397	3910	3807	16546
Fars.....	420886	216946	203940	17180	5850	3823	18658
Qazvin	111903	57714	54189	4010	1470	834	4586
Qom.....	119722	61341	58381	3300	1452	559	4299
Kordestan	143588	73544	70044	7836	2244	1906	7204
Kerman.....	294569	151862	142707	12233	3730	3017	14000
Kermanshah	168439	87220	81219	8027	2207	2333	7834
Kohgiluyeh&Boyerahmad	73339	37521	35818	4282	1052	1655	4333
Golestan	180375	92425	87950	6367	2026	1261	7507
Gilan.....	185950	95163	90787	8643	2389	2004	9315
Lorestan.....	166636	86030	80606	7658	2152	2714	8605
Mazandaran.....	249754	127540	122214	10309	3149	2007	11056
Markazi	119497	61466	58031	3975	1353	1117	5195
Hormozgan.....	184937	95239	89698	7684	2169	1935	8207
Hamedan	147765	75832	71933	6516	1893	1480	6824
Yazd	108226	55227	52999	3643	1266	697	4421

1. Remarkable change of data compared to the previous year is due to the changes occurred in the educational system.

Source: Ministry of Education.

17.11. STUDENTS, TEACHING STAFF, AND FACILITIES IN LOWER SECONDARY SCHOOL

Academic year and Ostan	Student			Teaching and clerical staff		School	Class
	Total	Male	Female	Teaching	Clerical		
1375-76	5188812	2845092	2343720	162602	78845	25828	162434
1380-81	4953894	2698328	2255566	182751	82887	29672	172776
1385.....	3938661	2100894	1837767	181045	73714	31651	164781
1389-90	3244901	1705332	1539569	170358	69404	26241	134328
1390-91	3228405	1693270	1535135	165764	65074	25451	132185
1391-92 ⁽¹⁾	2112875	1110458	1002417	154713	66361	23285	88813
1392-93	2071173	1085222	985951	130961	49063	22765	87555
1393-94	2047632	1068474	979158	128522	47005	22887	86181
East Azarbayejan.....	101014	52956	48058	6587	2288	1267	4448
West Azarbayejan	89433	48482	40951	4753	1927	878	3498
Ardebil	34109	17646	16463	2874	892	532	1717
Esfahan.....	125924	64364	61560	6874	2856	1218	5057
Alborz	63887	33078	30809	3079	1108	396	2179
Ilam	14783	7737	7046	1721	337	234	753
Bushehr	27832	14390	13442	1721	650	372	1208
Tehran	306446	157168	149278	13375	5293	1816	10718
Chaharmahal&Bakhtiari	25690	13203	12487	2282	645	429	1269
South Khorasan	22990	12013	10977	1845	774	335	1130
Khorasan-e-Razavi.....	177151	92268	84883	11796	4378	2048	7853
North Khorasan	24344	12931	11413	2077	821	443	1266
Khuzestan.....	136482	72397	64085	8534	3114	1495	5966
Zanjan	27295	14446	12849	1984	730	407	1262
Semnan.....	17106	8915	8191	1061	373	216	709
Sistan&Baluchestan	78046	44706	33340	4163	1750	961	3276
Fars.....	122596	63122	59474	8041	2970	1511	5169
Qazvin	32347	16920	15427	1970	731	325	1307
Qom.....	34412	17625	16787	1933	778	213	1303
Kordestan	39456	21247	18209	3250	1140	564	1885
Kerman.....	82658	42426	40232	6059	2151	1075	3662
Kermanshah	47657	25184	22473	3606	1385	536	2122
Kohgiluyeh&Boyerahmad	20139	10394	9745	1882	661	394	1089
Golestan	46770	24556	22214	3264	1052	633	1993
Gilan.....	62901	32066	30835	4063	1302	837	2747
Lorestan.....	46942	24597	22345	4212	1326	677	2323
Mazandaran.....	80492	41127	39365	5919	1776	1017	3447
Markazi	35446	18324	17122	1778	854	409	1437
Hormozgan.....	49309	25533	23776	2997	1042	762	2222
Hamedan	43795	23164	20631	3296	1204	568	1977
Yazd	30180	15489	14691	1526	697	319	1189

1. Remarkable change of data compared to the previous year is due to the changes occurred in the educational system.

Source: Ministry of Education.

17.12. STUDENTS, EDUCATIONAL STAFF AND FACILITIES IN UPPER SECONDARY SCHOOL

Academic year and Ostan	Student			Teaching and clerical staff		School	Class
	Total	Male	Female	Teaching	Clerical		
1375-76 ⁽¹⁾	3480635	1817665	1662970	⁽²⁾ 117690	⁽²⁾ 64839	12222	110514
1380-81 ⁽³⁾	3985150	2020296	1964854	⁽²⁾ 161291	⁽²⁾ 105467	17200	148340
1385-86.....	3695947	1890567	1805380	⁽²⁾ 190442	⁽²⁾ 107448	22044	155274
1389-90.....	3038847	1601595	1437252	⁽²⁾ 186321	⁽²⁾ 112181	20775	134505
1390-91.....	2957328	1567691	1389637	⁽²⁾ 189803	⁽²⁾ 107363	20905	132130
1391-92 ⁽⁴⁾	3278036	1683347	1594689	188070	100903	21671	148205
1392-93.....	3288156	1696561	1591595	199911	84211	21793	152724
1393-94.....	3198951	1643680	1555271	190588	87168	21754	149793
East Azarbayejan.....	148233	79505	68728	8544	4146	1150	6954
West Azarbayejan.....	128112	70408	57704	6610	2915	860	5753
Ardebil.....	51889	27572	24317	3817	1791	517	2696
Esfahan.....	209062	101920	107142	12427	5277	1295	9903
Alborz.....	103954	51966	51988	5302	1916	427	4340
Ilam.....	25724	13313	12411	2380	992	267	1484
Bushehr.....	41980	21436	20544	2583	1315	390	2138
Tehran.....	516498	256709	259789	23998	9496	2248	21476
Chaharmahal&Bakhtiari.....	41208	20943	20265	3180	1352	423	2109
South Khorasan.....	35770	18163	17607	2401	1334	288	1769
Khorasan-e-Razavi.....	258110	132504	125606	15683	7829	1637	12226
North Khorasan.....	38400	19641	18759	2622	1433	290	1901
Khuzestan.....	210202	110962	99240	10788	5182	1358	9929
Zanjan.....	39655	21631	18024	2752	1514	275	1804
Semnan.....	28010	13886	14124	1771	727	231	1483
Sistan&Baluchestan.....	102801	58793	44008	4709	2515	773	4723
Fars.....	199621	98504	101117	13857	6367	1576	9671
Qazvin.....	48415	25206	23209	2930	1353	330	2205
Qom.....	52049	25553	26496	3169	1345	248	2236
Kordestan.....	57739	31886	25853	4506	2141	436	2826
Kerman.....	128187	63472	64715	8439	4349	1024	6578
Kermanshah.....	79071	42765	36306	5546	2456	524	3667
Kohgiluyeh&Boyerahmad.....	35224	18549	16675	2775	1326	340	2006
Golestan.....	68237	36049	32188	3923	1798	599	3246
Gilan.....	103870	52036	51834	6163	2643	820	5182
Lorestan.....	74608	39748	34860	5466	2506	630	3864
Mazandaran.....	129788	64509	65279	10201	3683	937	6288
Markazi.....	57453	29306	28147	2655	1478	398	2586
Hormozgan.....	72803	37587	35216	3970	2419	635	3455
Hamedan.....	65302	35405	29897	4650	2163	506	3111
Yazd.....	46976	23753	23223	2771	1407	322	2184

1. Including upper secondary education under old and new systems.

2. Including pre-university level.

3. Since the academic year 1379-80, the whole secondary school is new system due to the elimination of the old secondary system.

4. Remarkable change in the data compared to the previous year is due to the changes in the educational system.

Source: Ministry of Education.

17.13. UPPER SECONDARY SCHOOL STUDENTS BY LEVEL AND FIELD OF STUDY AND OSTAN, ACADEMIC YEAR 1393-94

Ostan	Total			First grade		Second and third grades					
						Theoretical upper secondary		Technical and vocational		Work and knowledge	
	Both sexes	Male	Female	Male	Female	Male	Female	Male	Female	Male	Female
Total country	3198951	1643680	1555271	514081	459937	496789	595822	189162	105096	251763	145933
East Azarbayejan.....	148233	79505	68728	25103	21156	23366	24751	9835	6403	12002	6302
West Azarbayejan	128112	70408	57704	22247	17608	21425	22654	7045	3474	11013	4910
Ardebil	51889	27572	24317	8342	7362	7409	9114	3607	2026	5041	2101
Esfahan.....	209062	101920	107142	32161	30848	28543	38337	13969	8606	15713	12122
Alborz	103954	51966	51988	15969	15090	15889	19280	6060	4063	8316	5385
Ilam	25724	13313	12411	3746	3342	4315	5124	1036	500	1886	970
Bushehr	41980	21436	20544	6737	6327	6143	7831	1900	1416	4453	2067
Tehran	516498	256709	259789	78755	74751	85481	101651	28721	18367	31176	20902
Chaharmahal&Bakhtiyari	41208	20943	20265	6491	6022	6617	7966	1961	1338	3504	1954
South Khorasan.....	35770	18163	17607	5728	5267	5012	6367	2159	1354	3051	1741
Khorasan-e-Razavi.....	258110	132504	125606	43265	38690	37850	45241	13721	8221	21888	13960
North Khorasan.....	38400	19641	18759	6255	5354	5280	6937	2526	1157	3356	2096
Khuzestan.....	210202	110962	99240	34623	29523	33885	41326	11018	3703	19928	9047
Zanjan	39655	21631	18024	6541	5246	6376	6847	2677	1202	3208	1678
Semnan.....	28010	13886	14124	4385	4064	3894	5061	1670	914	2160	1715
Sistan&Baluchestan	102801	58793	44008	20110	14055	20096	18926	4255	1345	9248	3637
Fars.....	199621	98504	101117	30814	29480	29264	39283	11416	5870	14703	8845
Qazvin	48415	25206	23209	8036	6857	6824	8743	3200	1560	4738	2492
Qom.....	52049	25553	26496	8050	7796	8529	10545	2645	1826	3170	2020
Kordestan	57739	31886	25853	9971	7826	9273	10087	3976	1987	5328	2110
Kerman.....	128187	63472	64715	20215	18734	18893	26520	8665	4699	9539	4439
Kermanshah	79071	42765	36306	12540	10229	13894	14593	4456	2574	6139	2817
Kohgiluyeh & Boyerahmad.....	35224	18549	16675	5043	4623	6383	6918	1756	758	2783	1235
Golestan	68237	36049	32188	11467	9751	10310	11792	3870	2180	5457	3351
Gilan.....	103870	52036	51834	16237	15382	14035	19381	7294	3697	8885	5349
Lorestan.....	74608	39748	34860	11889	10020	14142	14781	4544	1796	4828	2747
Mazandaran.....	129788	64509	65279	20102	19601	17600	21999	9630	5887	9285	7683
Markazi	57453	29306	28147	9137	8445	8651	10669	4166	2181	4030	2695
Hormozgan.....	72803	37587	35216	12003	10537	10344	14171	3516	1750	8482	3785
Hamedan	65302	35405	29897	10964	9124	9905	10254	4820	2363	5623	3807
Yazd	46976	23753	23223	7155	6827	7161	8673	3048	1879	2830	1971

17.13. UPPER SECONDARY SCHOOL STUDENTS BY LEVEL AND FIELD OF STUDY AND OSTAN, ACADEMIC YEAR 1393-94 (continued)

Ostan	Forth grade		Semester /unit- based method	
	Male	Female	Male	Female
Total country	173212	238929	18673	9554
East Azarbayejan.....	8075	9599	1124	517
West Azarbayejan	7464	8641	1214	417
Ardebil	2878	3635	295	79
Esfahan.....	11058	16857	476	372
Alborz	5489	7980	243	190
Ilam	1607	2137	723	338
Bushehr	1857	2872	346	31
Tehran	31108	42881	1468	1237
Chaharmahal&Bakhtiari	2237	2985	133	0
South Khorasan.....	1916	2739	297	139
Khorasan-e-Razavi.....	14093	18494	1687	1000
North Khorasan.....	1829	2912	395	303
Khuzestan.....	9771	15254	1737	387
Zanjan	2305	2870	524	181
Semnan.....	1573	2212	204	158
Sistan&Baluchestan	4865	6042	219	3
Fars.....	10321	15894	1986	1745
Qazvin	2375	3448	33	109
Qom.....	3057	4149	102	160
Kordestan	3114	3718	224	125
Kerman.....	6066	10323	94	0
Kermanshah	5099	5961	637	132
Kohgiluyeh&Boyerahmad	2269	2737	315	404
Golestan	3699	4652	1246	462
Gilan.....	5102	7903	483	122
Lorestan.....	4074	5423	271	93
Mazandaran.....	7029	9684	863	425
Markazi	3019	4067	303	90
Hormozgan.....	3155	4973	87	0
Hamedan	3755	4231	338	118
Yazd	2953	3656	606	217

Source: Ministry of Education.

17.14. STUDENTS AND TEACHING STAFF IN IRANIAN SCHOOLS ABROAD

Year and educational level	Student	Teaching staff
1375-76	15924	1024
1380-81	16125	1086
1385-86	14595	1633
1389-90	16915	⁽¹⁾ 1620
1390-91	16557	1867
1391-92	13945	1866
1392-93	13393	000
1393-94	13763	000
Primary	8087	000
Lower secondary	2174	000
Upper secondary	3502	000

1. Decrease in the figures in comparison to the previous year is due to strengthening e-learning system.

Source: Ministry of Education.

17.15. STUDENTS AND EDUCATIONAL FACILITIES OF ADULTS LOWER SECONDARY COURSES (FIRST THREE YEARS OF DABIRESTAN)

Academic year and Ostan	Student			School	Class
	Total	Male	Female		
1375-76	86968	51609	35359	541	2623
1380-81	51011	26252	24759	522	1978
1385-86	40894	15833	25061	461	1852
1389-90	27824	11323	16501	771	4169
1390-91	26067	12142	13925	787	3009
1391-92 ⁽¹⁾	21018	11026	9992	979	1136
1392-93	21790	13054	8736	848	1295
1393-94	19902	12414	7488	919	1457
East Azarbayejan.....	1482	1060	422	50	102
West Azarbayejan	850	618	232	44	72
Ardebil	292	169	123	18	30
Esfahan.....	2028	1252	776	78	115
Alborz	361	129	232	17	28
Ilam	184	137	47	18	19
Bushehr	310	195	115	21	27
Tehran	1576	818	758	70	120
Chaharmahal&Bakhtiyari	221	153	68	6	7
South Khorasan.....	82	50	32	7	9
Khorasan-e-Razavi.....	2917	1896	1021	118	228
North Khorasan	551	351	200	19	24
Khuzestan.....	1486	1003	483	47	88
Zanjan	278	169	109	20	30
Semnan.....	163	83	80	8	9
Sistan&Baluchestan	279	229	50	19	29
Fars.....	1415	913	502	68	101
Qazvin	479	189	290	15	33
Qom.....	433	164	269	12	29
Kordestan	354	160	194	24	33
Kerman.....	808	641	167	33	52
Kermanshah	203	76	127	13	26
Kohgiluyeh&Boyerahmad	237	161	76	11	15
Golestan	246	154	92	18	25
Gilan.....	357	205	152	18	27
Lorestan.....	622	381	241	47	59
Mazandaran.....	486	264	222	34	39
Markazi	517	316	201	30	38
Hormozgan.....	139	101	38	15	17
Hamedan	432	276	156	16	20
Yazd	114	101	13	5	6

1. Remarkable change of data compared to the previous year is due to the changes occurred in the educational system.

Source: Ministry of Education.

17.16. STUDENTS AND EDUCATIONAL FACILITIES OF ADULTS UPPER SECONDARY COURSES(SECOND THREE YEARS OF DABIRESTAN)

Academic year and Ostan	Student			School	Class
	Total	Male	Female		
1375-76 ⁽¹⁾	223161	131872	91289	667	6478
1380-81	322680	208001	114679	1602	12363
1385-86	323916	204367	119549	2599	16167
1389-90	288339	157409	130930	2761	15739
1390-91	396246	242616	153630	4034	27608
1391-92 ⁽²⁾	431434	256449	174985	5284	24159
1392-93	402432	242087	160345	5233	35350
1393-94.....	421905	256828	165077	5693	32967
East Azarbayejan.....	14297	9413	4884	249	1411
West Azarbayejan	14791	9502	5289	218	1248
Ardebil	8345	5082	3263	149	796
Esfahan.....	25716	16194	9522	282	1727
Alborz	18187	10073	8114	142	1130
Ilam	5047	3370	1677	111	488
Bushehr	8389	4839	3550	150	692
Tehran	56932	33683	23249	481	3756
Chaharmahal&Bakhtiari	5585	3753	1832	84	468
South Khorasan.....	1983	1374	609	42	244
Khorasan-e-Razavi.....	28905	16806	12099	459	2518
North Khorasan.....	5198	3047	2151	91	475
Khuzestan.....	38022	25280	12742	364	2489
Zanjan	4666	2940	1726	53	367
Semnan.....	2256	1101	1155	58	257
Sistan&Baluchestan	14512	9470	5042	191	1036
Fars.....	28268	16382	11886	487	2804
Qazvin	7932	4200	3732	71	634
Qom.....	5727	3181	2546	49	373
Kordestan	8519	5266	3253	104	627
Kerman.....	18588	11618	6970	272	1455
Kermanshah	8934	5705	3229	91	585
Kohgiluyeh&Boyerahmad	8586	5823	2763	105	601
Golestan	10156	5598	4558	150	805
Gilan.....	16196	9143	7053	247	1285
Lorestan.....	15134	9716	5418	259	1193
Mazandaran.....	16242	9649	6593	268	1367
Markazi	5023	2732	2291	95	393
Hormozgan.....	7769	4950	2819	174	690
Hamedan	7977	4547	3430	131	777
Yazd	4023	2391	1632	66	276

1. Including students in both old and new systems.

2. Remarkable change of data compared to the previous year is due to the changes occurred in the educational system.

Source: Ministry of Education.

**17.17. STUDENTS COMPLETED⁽¹⁾ PRIMARY AND FIRST THREE YEARS OF DABIRESTAN
(LOWER SECONDARY EDUCATION) BY SEX**

Academic year and Ostan	Primary			First three years of dabirestan		
	Total	Male	Female	Total	Male	Female
1380-81	7172690	3723192	3449498	4340268	2256422	2083846
1385-86	5622081	2888553	2733528	3545396	1835973	1709423
1387-88	5557391	2852837	2704554	3352918	1744220	1608698
1389-90	5551412	2849159	2702253	3163358	1645923	1517435
1390-91	5585694	2864087	2721607	3122307	1635050	1487257
1391-92	6674344	3426174	3248170	2094905	1099766	995139
1392-93	6781504	3487215	3294289	1956801	1024757	932044
East Azarbayejan.....	327280	168414	158866	95049	50698	44351
West Azarbayejan	302028	156958	145070	83119	45808	37311
Ardebil	109166	56753	52413	32303	16972	15331
Esfahan.....	397609	203090	194519	123933	63112	60821
Alborz	207836	107106	100730	61492	31619	29873
Ilam	50044	25775	24269	14216	7492	6724
Bushehr	97175	49785	47390	26217	13450	12767
Tehran	973629	499168	474461	300954	154018	146936
Chaharmahal&Bakhtiyari	86778	44314	42464	25032	12950	12082
South Khorasan.....	74113	38094	36019	22215	11545	10670
Khorasan-e-Razavi.....	599617	306984	292633	165740	86838	78902
North Khorasan	84920	43873	41047	23554	12562	10992
Khuzestan.....	473300	244069	229231	129258	68968	60290
Zanjan	88738	45534	43204	25164	13607	11557
Semnan.....	54648	28090	26558	16602	8606	7996
Sistan&Baluchestan	324795	169848	154947	69920	40422	29498
Fars.....	395785	203812	191973	119222	60771	58451
Qazvin	108204	55846	52358	30096	15899	14197
Qom.....	112060	57156	54904	32230	16417	15813
Kordestan	137384	70789	66595	36930	20271	16659
Kerman.....	271937	139070	132867	78339	40060	38279
Kermanshah	161096	83355	77741	46087	24981	21106
Kohgiluyeh&Boyerahmad	67750	34702	33048	19354	10067	9287
Golestan	165833	85469	80364	43618	23258	20360
Gilan.....	182141	93252	88889	62951	32122	30829
Lorestan.....	158409	81695	76714	44414	23735	20679
Mazandaran.....	240518	122677	117841	78977	40066	38911
Markazi	114069	59016	55053	34586	17918	16668
Hormozgan.....	171159	87794	83365	45804	24038	21766
Hamedan	143009	73533	69476	41348	22233	19115
Yazd	100474	51194	49280	28077	14254	13823

1. Excluding adult students

Source: Ministry of Education.

17.18. GRADUATES⁽¹⁾ OF SECOND THREE YEARS OF DABIRESTAN (UPPER SECONDARY SCHOOL) BY FIELD OF STUDY

Academic year and Ostan	Total			Theoretical upper secondary			
				Mathematics and physics		Experimental sciences	
	Both sexes	Male	Female	Male	Female	Male	Female
1375-76	444703 ⁽³⁾	199018 ⁽³⁾	245685 ⁽³⁾	30800	21197	28457	51263
1380-81	836219	371606	464613	111213	96069	63024	135758
1385-86	859971	384582	475389	87237	72005	50989	131647
1388-89	833447	402451	430996	87622	65792	63863	136948
1389-90	859865	428762	431103	90635	63670	69622	141048
1390-91	650275	311667	338608	76653	49538	57305	119506
1391-92	616048	295518	320530	72884	46801	55073	114081
1392-93	620379	293780	326599	70855	44608	62427	126591
East Azarbayejan.....	27724	13608	14116	3184	2234	3021	5098
West Azarbayejan	23197	11658	11539	1758	1105	3744	5281
Ardebil	10002	5218	4784	764	403	1178	2169
Esfahan.....	45092	19979	25113	5843	3918	3309	7416
Alborz	20514	9328	11186	2919	2048	1702	4034
Ilam	5030	2336	2694	415	178	817	1395
Bushehr	7457	3575	3882	833	318	739	1865
Tehran	106363	48958	57405	19033	12999	6977	17991
Chaharmahal&Bakhtiyari	7893	3445	4448	801	541	832	1643
South Khorasan.....	7127	3268	3859	471	349	670	1428
Khorasan-e-Razavi.....	50969	24170	26799	5234	3202	5521	10242
North Khorasan	7200	3337	3863	607	361	708	1605
Khuzestan.....	36810	18309	18501	3406	1561	3615	9031
Zanjan	7958	4045	3913	802	521	982	1672
Semnan.....	5449	2418	3031	720	470	511	1003
Sistan&Baluchestan	15608	8072	7536	821	498	1843	3241
Fars.....	36111	15984	20127	4060	2050	4300	9944
Qazvin	10202	5023	5179	990	576	867	1856
Qom.....	10933	5181	5752	1382	817	1054	2163
Kordestan	11275	6178	5097	982	582	1477	2083
Kerman.....	24211	10871	13340	2112	1362	2163	5296
Kermanshah	15304	7323	7981	1305	814	2366	3919
Kohgiluyeh&Boyerahmad	6391	3303	3088	359	135	1196	1707
Golestan	11850	5587	6263	1004	659	1549	2750
Gilan.....	20208	9341	10867	2015	1182	1924	4395
Lorestan.....	13060	6233	6827	1138	605	1985	3562
Mazandaran.....	28248	13422	14826	2979	1948	2528	4776
Markazi	11172	5429	5743	1312	700	1140	2339
Hormozgan.....	13405	6723	6682	995	792	1343	2703
Hamedan	14072	7081	6991	1502	1149	1305	2160
Yazd	9544	4377	5167	1109	531	1061	1824

17.18. GRADUATES ⁽¹⁾ OF SECOND THREE YEARS OF DABIRESTAN(UPPER SECONDARY SCHOOL) BY FIELD OF STUDY (continued)

Academic year and Ostan	Theoretical upper secondary		Technical and vocational		Work and knowledge	
	Humanities ⁽²⁾		Male	Female	Male	Female
	Male	Female				
1375-76.....	12891	29557	14204	7409	000	000
1380-81.....	86342	164203	27485	9944	83542	58639
1385-86.....	65588	140082	78826	51385	101942	80270
1388-89.....	68929	123577	73309	39099	108728	65580
1389-90.....	66585	117000	78368	41717	123552	67668
1390-91.....	33121	71145	60205	42787	84383	55632
1391-92.....	31141	66588	56916	40593	79504	52467
1392-93.....	27854	59631	53941	40613	78703	55156
East Azarbayejan.....	1031	1868	2759	2421	3613	2495
West Azarbayejan.....	1259	2098	1851	1219	3046	1836
Ardebil.....	454	765	1074	666	1748	781
Esfahan.....	1631	5209	4412	3477	4784	5093
Alborz.....	589	1777	1705	1602	2413	1725
Ilam.....	134	431	319	242	651	448
Bushehr.....	149	587	575	417	1279	695
Tehran.....	4208	10862	9037	7917	9703	7636
Chaharmahal&Bakhtiari.....	345	637	511	611	956	1016
South Khorasan.....	543	836	595	459	989	787
Khorasan-e-Razavi.....	2536	5152	4162	3129	6717	5074
North Khorasan.....	341	756	528	347	1153	794
Khuzestan.....	1480	3664	2414	1238	7394	3007
Zanjan.....	377	619	741	429	1143	672
Semnan.....	324	584	352	359	511	615
Sistan&Baluchestan.....	1800	2078	909	360	2699	1359
Fars.....	1001	2722	2825	2232	3798	3179
Qazvin.....	450	802	1107	765	1609	1180
Qom.....	645	1321	996	766	1104	685
Kordestan.....	408	836	1385	777	1926	819
Kerman.....	1365	3106	2483	1752	2748	1824
Kermanshah.....	748	1341	1259	956	1645	951
Kohgiluyeh&Boyerahmad.....	291	438	424	248	1033	560
Golestan.....	636	1141	769	610	1629	1103
Gilan.....	976	2090	2112	1420	2314	1780
Lorestan.....	595	934	1017	692	1498	1034
Mazandaran.....	1354	2549	3157	2374	3404	3179
Markazi.....	401	966	1224	759	1352	979
Hormozgan.....	564	1297	963	667	2858	1223
Hamedan.....	624	943	1304	978	2346	1761
Yazd.....	595	1222	972	724	640	866

1. Statistics provided until the academic year 1375-76 include graduates from daily course only, and from that academic year afterwards, the statistics include day and adults courses.

2. Including graduates from Ma'aref course as of the academic year 1380-81.

3. Statistics for graduates of old educational system were not available by field of study and were included in the total only.

Source: Ministry of Education

17.19. LEARNERS COVERED BY THE LITERACY MOVEMENT COURSES IN URBAN AND RURAL AREAS

Year and course ⁽¹⁾	Urban areas			Rural areas ⁽²⁾		
	Total	Male	Female	Total	Male	Female
<i>Literacy education course</i>						
1390	100970	21854	79116	165914	55663	110251
1391	159603	37296	122307	151385	49595	101790
1392	91417	24056	67361	87343	28968	58375
1393	117258	30372	86886	109983	38697	71286
<i>Transition course</i>						
1391	21182	2231	18951	22826	3782	19044
1392	56167	4362	51805	55026	8138	46888
1393	73401	3213	70188	64338	7452	56886
<i>Stabilization course</i>						
1390	34100	1144	32956	40095	2809	37286
1391	100569	5037	95532	108915	11145	97770
1392	41483	2123	39360	43472	4309	39163
1393	39211	2246	36965	44409	5114	39295

1. The educational system changed to three courses of literacy education, transition and stabilization as of the year 1390.

2. Including data related to nomads covered by Literacy Movement Organization.

Source: Literacy Movement Organization.

17.20. LEARNERS COMPLETED LITERACY MOVEMENT COURSES⁽¹⁾ BY SEX

Year and Ostan	Total			Literacy education		Transition		Stabilization	
	Both sexes	Male	Female	Male	Female	Male	Female	Male	Female
1390.....	233026	56308	176718	54130	141513	-	-	2178	35205
1391.....	413137	70740	342397	53845	153523	3316	23872	13579	165002
1392.....	218070	38661	179409	28544	72950	5961	51645	4156	54814
East Azarbayejan.....	14350	2457	11893	1518	4286	592	2597	347	5010
West Azarbayejan	22337	2756	19581	2095	10411	328	4257	333	4913
Ardebil	4258	474	3784	207	887	163	1443	104	1454
Esfahan.....	4915	277	4638	178	1092	67	2016	32	1530
Alborz	2951	281	2670	245	1398	36	640	0	632
Ilam	4487	940	3547	637	1121	168	828	135	1598
Bushehr	254	33	221	19	49	14	172	0	0
Tehran	16791	2935	13856	2388	6433	255	3336	292	4087
Chaharmahal&Bakhtiyari	748	115	633	112	257	0	136	3	240
South Khorasan.....	1061	353	708	255	189	82	371	16	148
Khorasan-e-Razavi.....	13559	1657	11902	1302	3317	190	3877	165	4708
North Khorasan	4975	921	4054	641	1334	202	1352	78	1368
Khuzestan.....	22022	3722	18300	2234	7050	1004	5730	484	5520
Zanjan	2062	319	1743	188	486	115	922	16	335
Semnan.....	234	82	152	72	84	10	53	0	15
Sistan&Baluchestan	21952	7938	14014	5819	6871	1002	2293	1117	4850
Fars.....	3534	367	3167	305	1269	26	899	36	999
Qazvin	1711	312	1399	282	510	28	693	2	196
Qom.....	2700	280	2420	119	524	96	1211	65	685
Kordestan	10142	997	9145	613	2423	344	3200	40	3522
Kerman.....	18979	4975	14004	4066	7132	502	4012	407	2860
Kermanshah	4414	601	3813	334	1195	169	1250	98	1368
Kohgiluyeh & Boyerahmad	3484	580	2904	495	2111	37	237	48	556
Golestan	7217	543	6674	458	3468	54	1491	31	1715
Gilan.....	6490	939	5551	796	2392	76	1665	67	1494
Lorestan.....	3483	269	3214	222	935	40	1778	7	501
Mazandaran.....	8481	1231	7250	1040	2642	98	2617	93	1991
Markazi	1220	365	855	340	597	13	114	12	144
Hormozgan.....	5933	1471	4462	1221	1819	187	1668	63	975
Hamedan	1931	208	1723	203	430	1	366	4	927
Yazd	1395	263	1132	140	238	62	421	61	473

1. The educational system changed to three courses of literacy education, transition and stabilization as of the year 1390

Source: Literacy Movement Organization

17.21. FULL-TIME TEACHING STAFF OF UNIVERSITIES AND HIGHER EDUCATION INSTITUTES⁽¹⁾ BY OSTAN AND SEX

Academic year and Ostan	Both sexes	Male	Female
1375-76	23882	19160	4722
1380-81	39294	32113	7181
1385-86	49428	39066	10362
1389-90	71312	55330	15982
1390-91	73794	57757	16037
1391-92	70635	54542	16093
1392-93	72761	55691	17070
1393-94	77924	58936	18988
East Azarbayejan.....	4475	3574	901
West Azarbayejan	1961	1585	376
Ardebil	1016	849	167
Esfahan.....	5252	4026	1226
Alborz	1749	1292	457
Ilam	648	524	124
Bushehr	778	592	186
Tehran	18297	13322	4975
Chaharmahal&Bakhtiyari	838	647	191
South Khorasan	931	716	215
Khorasan-e-Razavi.....	4429	3420	1009
North Khorasan.....	597	433	164
Khuzestan.....	3723	2743	980
Zanjan	1546	1161	385
Semnan.....	2047	1609	438
Sistan&Baluchestan	1851	1385	466
Fars.....	4380	3208	1172
Qazvin	1605	1211	394
Qom.....	1152	958	194
Kordestan	1006	831	175
Kerman.....	2954	2077	877
Kermanshah	1390	1081	309
Kohgiluyeh&Boyerahmad	721	611	110
Golestan	1280	975	305
Gilan.....	2105	1551	554
Lorestan.....	1299	1001	298
Mazandaran.....	3874	2989	885
Markazi	1924	1468	456
Hormozgan.....	820	559	261
Hamedan	1649	1269	380
Yazd	1627	1269	358

1. Including Islamic Azad University.

Source: Ministry of Science, Research and Technology.

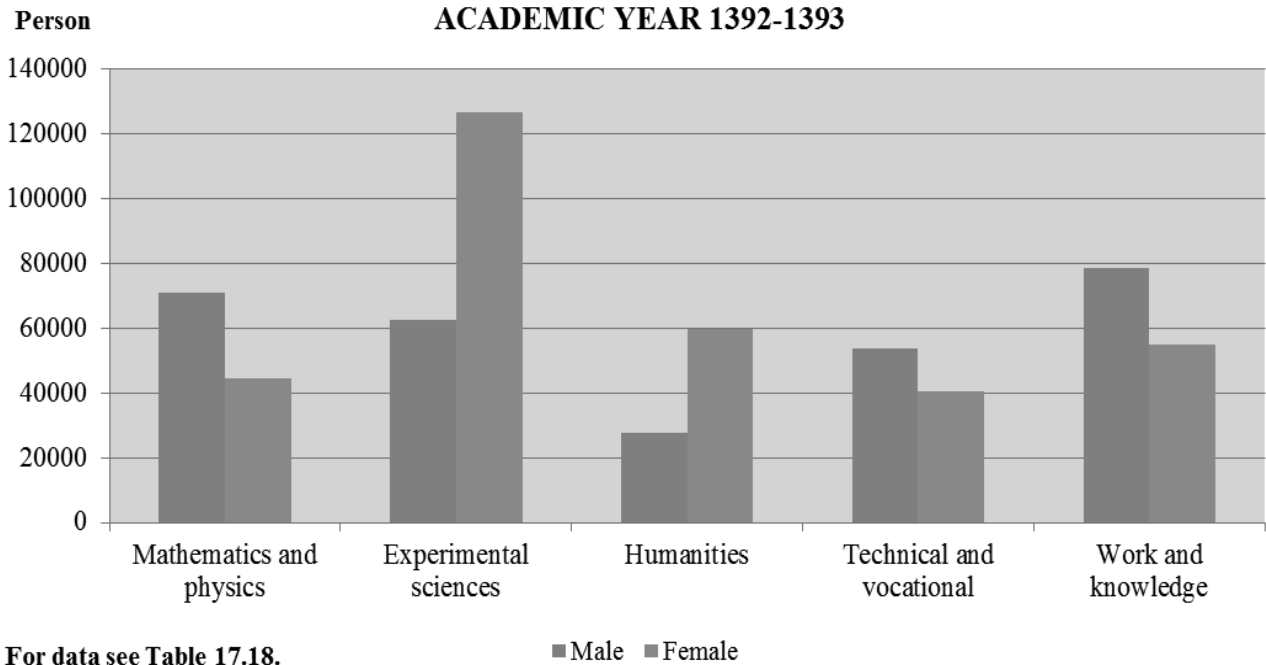
17.22. FULL-TIME TEACHING STAFF OF UNIVERSITIES AND HIGHER EDUCATION INSTITUTES⁽¹⁾ BY ACADEMIC RANK

Academic year and Ostan	Total	Faculty member					Non-faculty staff
		Full professor	Associate professor	Assistant professor	Lecturer	Assistant lecturer	
1375-76	23882	600	1317	7484	9793	712	3976
1380-81	39294	1424	2016	12023	18545	739	4547
1385-86	49428	1803	3345	17789	22829	799	2863
1389-90	71312	2708	5762	25137	28723	1488	7494
1390-91	73794	2840	6364	26594	28789	2511	6696
1391-92	70635	3007	6789	28319	29021	1416	2083
1392-93	72761	3281	7304	30678	28897	680	1921
1393-94	77924	4018	8949	34293	28344	525	1795
East Azarbayejan.....	4475	254	606	1648	1906	41	20
West Azarbayejan	1961	64	168	799	841	19	70
Ardebil	1016	13	96	431	465	9	2
Esfahan.....	5252	322	709	2209	1902	22	88
Alborz	1749	168	244	914	401	7	15
Ilam	648	1	35	258	342	2	10
Bushehr	778	5	27	360	383	3	0
Tehran	18297	1822	3318	9130	3694	105	228
Chaharmahal&Bakhtiyari	838	18	92	392	315	7	14
South Khorasan	931	10	70	371	402	4	74
Khorasan-e-Razavi.....	4429	335	578	1854	1477	12	173
North Khorasan	597	1	7	246	340	1	2
Khuzestan.....	3723	117	269	1399	1896	42	0
Zanjan	1546	22	102	795	615	4	8
Semnan.....	2047	36	168	1025	785	6	27
Sistan&Baluchestan	1851	28	145	632	1012	10	24
Fars.....	4380	244	412	1780	1798	55	91
Qazvin	1605	31	140	723	636	2	73
Qom.....	1152	17	95	688	336	1	15
Kordestan	1006	9	64	458	430	5	40
Kerman.....	2954	120	235	1235	1184	34	146
Kermanshah	1390	34	116	634	573	9	24
Kohgiluyeh&Boyerahmad	721	4	44	311	353	2	7
Golestan	1280	29	99	567	566	4	15
Gilan.....	2105	51	193	815	920	18	108
Lorestan.....	1299	8	62	468	657	9	95
Mazandaran.....	3874	135	365	1550	1596	27	201
Markazi	1924	16	110	782	849	11	156
Hormozgan.....	820	1	28	328	440	13	10
Hamedan	1649	63	176	731	652	18	9
Yazd	1627	40	176	760	578	23	50

1. Including Islamic Azad University..

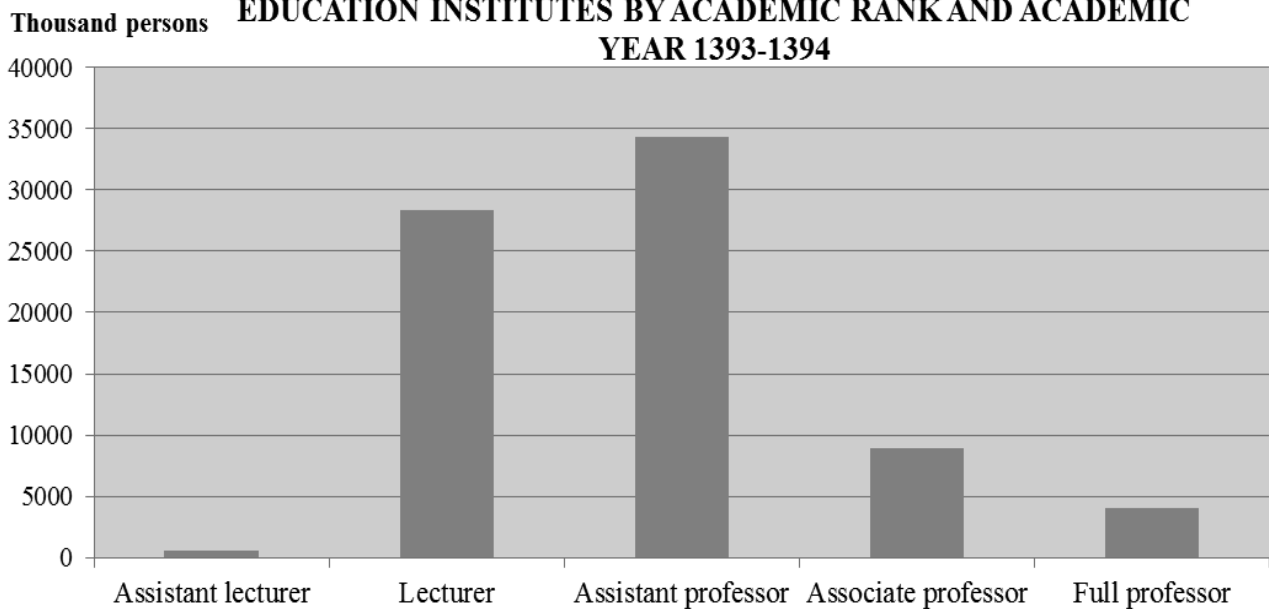
Source: Ministry of Science, Research and Technology.

**17.3. GRADUATES OF SECOND THREE YEARS OF DABIRESTAN
(UPPER SECONDARY SCHOOL) BY FIELD OF STUDY AND SEX,
ACADEMIC YEAR 1392-1393**



For data see Table 17.18.

**17.4. FACULTY MEMBERS OF UNIVERSITIES AND HIGHER
EDUCATION INSTITUTES BY ACADEMIC RANK AND ACADEMIC
YEAR 1393-1394**



For data see Table 17.22.

17.23. NEW STUDENTS ENROLED AT HIGHER EDUCATION INSTITUTES⁽¹⁾ BY BROAD FIELD OF STUDY AND SEX

Academic year and broad field of study	All degrees			Associate's			Bachelor's		
	Both sexes	Male	Female	Both sexes	Male	Female	Both sexes	Male	Female
1375-76 ⁽²⁾	306644	173415	133229	61669	36035	25634	223837	122489	101348
1380-81 ⁽²⁾	377682	184751	192931	130884	76169	54715	223003	93164	129839
1385-86 ^(2,3)	487405	201771	285634	81822	45594	36228	367115	134201	232914
1388-89	1054259	540688	513571	301988	187464	114524	620479	283622	336857
1389-90	1194926	615833	579093	310943	192238	118705	701321	327943	373378
1390-91	1176841	654593	522248	359874	246504	113370	622363	305680	316683
1391-92	1155620	640509	515111	314325	215217	99108	620557	309901	310656
1392-93	1184285	669568	514717	316793	216287	100506	577728	296675	281053
Medicine.....	48775	17679	31096	3287	2518	769	25844	7365	18479
Humanities	545238	271008	274230	128926	77661	51265	276170	121698	154472
Basic sciences	63218	19916	43302	117	45	72	37130	11379	25751
Technical and engineering	375253	293012	82241	127380	107643	19737	175897	131274	44623
Agriculture and veterinary	46854	23529	23325	6865	5628	1237	22488	9380	13108
Arts.....	104947	44424	60523	50218	22792	27426	40199	15579	24620

Academic year and broad field of study	Master's			Professional doctorate			Speciality doctorate		
	Both sexes	Male	Female	Both sexes	Male	Female	Both sexes	Male	Female
1375-76 ⁽²⁾	13676	10581	3095	5341	2823	2518	2121	1487	634
1380-81 ⁽²⁾	16379	11183	5196	4692	2241	2451	2724	1994	730
1385-86 ^(2,3)	29409	16967	12442	4248	1780	2468	4811	3229	1582
1388-89	111852	59629	52223	9505	3917	5588	10435	6056	4379
1389-90	162942	85254	77688	8736	4083	4653	10984	6315	4669
1390-91	166338	87498	78840	10975	4792	6183	17291	10119	7172
1391-92	187476	98532	88944	12432	5121	7311	20830	11738	9092
1392-93	250236	135716	114520	10828	4816	6012	28700	16074	12626
Medicine	4908	1465	3443	9540	4115	5425	5196	2216	2980
Humanities.....	129108	64937	64171	0	0	0	11034	6712	4322
Basic sciences	21790	6916	14874	0	0	0	4181	1576	2605
Technical and engineering	67055	50339	16716	0	0	0	4921	3756	1165
Agriculture and veterinary	13388	6283	7105	1288	701	587	2825	1537	1288
Arts	13987	5776	8211	0	0	0	543	277	266

1. Including Islamic Azad University

2. Excluding the Comprehensive University of Applied Science and Technology.

3. Excluding Islamic Azad University.

Source: Ministry of Science, Research and Technology

17.24. NEW STUDENTS ENROLLED AT HIGHER EDUCATION INSTITUTES BY TYPE OF AFFILIATION TO THE ADMINISTRATIVE ORGANIZATION AND SEX

Academic year and broad field of study	All degrees			Associate's			Bachelor's		
	Both sexes	Male	Female	Both sexes	Male	Female	Both sexes	Male	Female
1375-76 ⁽¹⁾	306644	173415	133229	61669	36035	25634	223837	122489	101348
1380-81 ⁽¹⁾	377682	184751	192931	130884	76169	54715	223003	93164	129839
1385-86 ^(1,2)	487405	201771	285634	81822	45594	36228	367115	134201	232914
1389-90	1054259	540688	513571	301988	187464	114524	620479	283622	336857
1390-91	1194926	615833	579093	310943	192238	118705	701321	327943	373378
1391-92	1176841	654593	522248	359874	246504	113370	622363	305680	316683
1392-93	1155620	640509	515111	314325	215217	99108	620557	309901	310656
1393-94	1184285	669568	514717	316793	216287	100506	577728	296675	281053
Ministry of Science, Research and Technology ...	166994	79275	87719	1491	963	528	89534	38965	50569
Payam-e-Noor University ...	111311	40031	71280	0	0	0	103402	36570	66832
Comprehensive University of Applied Science and Technology.....	234716	157379	77337	142959	97874	45085	91216	59072	32144
Technical and Vocational University.....	67910	47038	20872	58393	39621	18772	9517	7417	2100
Farhangian(teachers) University.....	17111	9149	7962	29	7	22	17045	9128	7917
Ministry of Health and Medical Education	40148	15420	24728	1407	1405	2	19569	6262	13307
Other government agencies	7993	6122	1871	241	159	82	4329	3553	776
Islamic Azad University	435325	261438	173887	86022	62241	23781	178916	102637	76279
Non-governmental and non-profit making higher education institutes.....	102777	53716	49061	26251	14017	12234	64200	33071	31129

17.24. NEW STUDENTS ENROLLED AT HIGHER EDUCATION INSTITUTES BY TYPE OF AFFILIATION TO THE ADMINISTRATIVE ORGANIZATION AND SEX (continued)

Academic year and broad field of study	Master's			Professional doctorate			Speciality doctorate		
	Both sexes	Male	Female	Both sexes	Male	Female	Both sexes	Male	Female
1375-76 ⁽¹⁾	13676	10581	3095	5341	2823	2518	2121	1487	634
1380-81 ⁽¹⁾	16379	11183	5196	4692	2241	2451	2724	1994	730
1385-86 ^(1,2)	29409	16967	12442	4248	1780	2468	4811	3229	1582
1389-90	111852	59629	52223	9505	3917	5588	10435	6056	4379
1390-91	162942	85254	77688	8736	4083	4653	10984	6315	4669
1391-92	166338	87498	78840	10975	4792	6183	17291	10119	7172
1392-93	187476	98532	88944	12432	5121	7311	20830	11738	9092
1393-94	250236	135716	114520	10828	4816	6012	28700	16074	12626
Ministry of Science, Research and Technology ..	64043	32549	31494	694	375	319	11232	6423	4809
Payam-e-Noor University ..	7637	3309	4328	0	0	0	272	152	120
Comprehensive University of Applied Science and Technology.....	541	433	108	0	0	0	0	0	0
Technical and Vocational University.....	0	0	0	0	0	0	0	0	0
Farhangian (teachers) University.....	37	14	23	0	0	0	0	0	0
Ministry of Health and Medical Education	5408	1656	3752	8621	3875	4746	5143	2222	2921
Other government agencies	3122	2208	914	0	0	0	301	202	99
Islamic Azad University.....	157332	89066	68266	1513	566	947	11542	6928	4614
Non-governmental and non-profit making higher education institutes.....	12116	6481	5635	0	0	0	210	147	63

1. Excluding the Comprehensive University of Applied Science and Technology.

2. Excluding Islamic Azad University.

Source: Ministry of Science, Research and Technology.

17.25. NEW STUDENTS ENROLLED AT HIGHER EDUCATION INSTITUTES⁽¹⁾ BY SEX AND OSTAN

Academic year and ostan	All degrees			Associate's			Bachelor's		
	Both sexes	Male	Female	Both sexes	Male	Female	Both sexes	Male	Female
1375-76 ⁽²⁾	306644	173415	133229	61669	36035	25634	223837	122489	101348
1380-81 ⁽²⁾	377682	184751	192931	130884	76169	54715	223003	93164	129839
1385-86 ^(2,3)	487405	201771	285634	81822	45594	36228	367115	134201	232914
1389-90	1054259	540688	513571	301988	187464	114524	620479	283622	336857
1390-91	1194926	615833	579093	310943	192238	118705	701321	327943	373378
1391-92	1176841	654593	522248	359874	246504	113370	622363	305680	316683
1392-93	1155620	640509	515111	314325	215217	99108	620557	309901	310656
1393-94	1184285	669568	514717	316793	216287	100506	577728	296675	281053
East Azarbayejan.....	54755	33180	21575	12526	9343	3183	26338	14367	11971
West Azarbayejan	32859	19198	13661	9411	6568	2843	17455	9259	8196
Ardebil	18228	11039	7189	4666	3480	1186	9696	5385	4311
Esfahan.....	75227	39792	35435	18785	12055	6730	38623	18569	20054
Alborz	30086	15556	14530	9470	5928	3542	13760	6258	7502
Ilam	12277	7238	5039	3539	2573	966	6576	3504	3072
Bushehr	20678	13738	6940	7448	5711	1737	9833	5937	3896
Tehran	253285	137962	115323	61694	38891	22803	108961	56102	52859
Chaharmahal&Bakhtiari ...	12810	7053	5757	3951	2793	1158	6602	3140	3462
South Khorasan.....	13201	7482	5719	3299	2425	874	7195	3578	3617
Khorasan-e-Razavi.....	75545	41874	33671	22594	15012	7582	39314	19792	19522
North Khorasan	11575	6815	4760	3681	2697	984	6757	3592	3165
Khuzestan.....	59709	34888	24821	17100	12334	4766	32950	17023	15927
Zanjan	16899	9836	7063	4135	2933	1202	7611	4149	3462
Semnan.....	27128	14986	12142	4907	3300	1607	12154	6139	6015
Sistan&Baluchestan	25750	15551	10199	7232	5567	1665	14314	7776	6538
Fars.....	60496	33836	26660	16612	11166	5446	31769	15955	15814
Qazvin	29793	16703	13090	7870	4904	2966	14622	7821	6801
Qom.....	19010	11176	7834	3860	2625	1235	9366	5038	4328
Kordestan	16765	9848	6917	4502	3187	1315	9111	4888	4223
Kerman.....	38523	21255	17268	11067	7802	3265	18266	8597	9669
Kermanshah	25571	14682	10889	6870	4995	1875	13808	6899	6909
Kohgiluyeh&Boyerahmad ..	13792	9039	4753	4105	3169	936	6743	3897	2846
Golestan	23165	13313	9852	6981	4853	2128	11528	5879	5649
Gilan.....	36430	20202	16228	11032	7549	3483	18334	8944	9390
Lorestan.....	25714	15356	10358	7318	5343	1975	13797	7269	6528
Mazandaran.....	56629	31036	25593	14886	9943	4943	26574	13277	13297
Markazi	28149	17161	10988	6761	4746	2015	12541	6929	5612
Hormozgan.....	22293	13006	9287	7993	5599	2394	9800	4921	4879
Hamedan	24662	13783	10879	6421	4429	1992	13326	6821	6505
Yazd	23281	12984	10297	6077	4367	1710	10004	4970	5034

17.25. NEW STUDENTS ENROLLED AT HIGHER EDUCATION INSTITUTES⁽¹⁾ BY SEX AND OSTAN (continued)

Academic year and ostan	Master's			Professional doctorate			Speciality doctorate		
	Both sexes	Male	Female	Both sexes	Male	Female	Both sexes	Male	Female
1375-76 ⁽²⁾	13676	10581	3095	5341	2823	2518	2121	1487	634
1380-81 ⁽²⁾	16379	11183	5196	4692	2241	2451	2724	1994	730
1385-86 ^(2,3)	29409	16967	12442	4248	1780	2468	4811	3229	1582
1389-90	111852	59629	52223	9505	3917	5588	10435	6056	4379
1390-91	162942	85254	77688	8736	4083	4653	10984	6315	4669
1391-92	166338	87498	78840	10975	4792	6183	17291	10119	7172
1392-93	187476	98532	88944	12432	5121	7311	20830	11738	9092
1393-94	250236	135716	114520	10828	4816	6012	28700	16074	12626
East Azarbayejan.....	14041	8518	5523	652	313	339	1198	639	559
West Azarbayejan	5279	2956	2323	318	183	135	396	232	164
Ardebil	3356	1917	1439	227	95	132	283	162	121
Esfahan.....	14856	7630	7226	658	276	382	2305	1262	1043
Alborz	5900	2833	3067	137	70	67	819	467	352
Ilam	1988	1081	907	91	41	50	83	39	44
Bushehr	3202	1999	1203	100	40	60	95	51	44
Tehran	68871	35564	33307	2002	842	1160	11757	6563	5194
Chaharmahal&Bakhtiyari ..	1915	941	974	175	86	89	167	93	74
South Khorasan.....	2441	1349	1092	121	52	69	145	78	67
Khorasan-e-Razavi.....	11413	5999	5414	646	269	377	1578	802	776
North Khorasan	1037	481	556	57	27	30	43	18	25
Khuzestan.....	8309	4818	3491	495	223	272	855	490	365
Zanjan	4529	2451	2078	244	104	140	380	199	181
Semnan.....	8858	4879	3979	377	165	212	832	503	329
Sistan&Baluchestan	3487	1853	1634	395	165	230	322	190	132
Fars.....	10230	5765	4465	791	365	426	1094	585	509
Qazvin	6710	3619	3091	118	62	56	473	297	176
Qom.....	5087	3060	2027	101	41	60	596	412	184
Kordestan	2719	1520	1199	185	96	89	248	157	91
Kerman.....	8130	4340	3790	476	213	263	584	303	281
Kermanshah	4273	2431	1842	232	116	116	388	241	147
Kohgiluyeh&Boyerahmad .	2677	1812	865	84	37	47	183	124	59
Golestan	4148	2305	1843	113	46	67	395	230	165
Gilan.....	6311	3341	2970	283	133	150	470	235	235
Lorestan.....	4110	2497	1613	197	82	115	292	165	127
Mazandaran.....	13546	7000	6546	609	260	349	1014	556	458
Markazi	8180	5089	3091	132	63	69	535	334	201
Hormozgan.....	3960	2188	1772	224	109	115	316	189	127
Hamedan	4250	2204	2046	284	128	156	381	201	180
Yazd	6423	3276	3147	304	114	190	473	257	216

1. Including Islamic Azad University.

2. Excluding the Comprehensive University of Applied Science and Technology.

3. Excluding Islamic Azad University.

Source: Ministry of Science, Research and Technology.

17.26. STUDENTS OF DIFFERENT EDUCATIONAL COURSES AT HIGHER EDUCATION INSTITUTES⁽¹⁾ BYSEX AND BROAD FIELD OF STUDY

Academic year and broad field of study	All degrees			Associate's			Bachelor's		
	Both sexes	Male	Female	Both sexes	Male	Female	Both sexes	Male	Female
1375-76 ⁽²⁾	579070	369907	209163	85165	58209	26956	418692	257327	161365
1380-81 ⁽²⁾	1566609	798176	768433	346696	197821	148875	1101459	524024	577435
1385-86 ^(2,3)	2828528	1346335	1482193	736775	427705	309070	1910954	816905	1094049
1389-90.....	4117208	2078916	2038292	1053086	657103	395983	2680817	1220221	1460596
1390-91.....	4404614	2213205	2191409	1000164	619560	380604	2899120	1328412	1570708
1391-92.....	4367901	2261262	2106639	927311	629773	297538	2866029	1329221	1536808
1392-93.....	4685386	2470968	2214418	1043765	711655	332110	2920963	1381615	1539348
1393-94.....	4802721	2602346	2200375	1096028	751243	344785	2819662	1378072	1441590
Medicine.....	246105	81660	164445	10615	7785	2830	133095	33933	99162
Humanities.....	2187745	1023516	1164229	431752	256784	174968	1341754	553583	788171
Basic sciences.....	262020	81939	180081	973	377	596	182235	54973	127262
Technical and engineering.....	1503304	1148044	355260	462536	388628	73908	847425	613626	233799
Agriculture and veterinary.....	218007	104555	113452	22294	17930	4364	136231	55745	80486
Arts.....	385540	162632	222908	167858	79739	88119	178922	66212	112710

Academic year and broad field of study	Master's			Professional doctorate			Speciality doctorate		
	Both sexes	Male	Female	Both sexes	Male	Female	Both sexes	Male	Female
1375-76 ⁽²⁾	26832	22061	4771	39837	26533	13304	8544	5777	2767
1380-81 ⁽²⁾	60455	42369	18086	44876	23946	20930	13123	10016	3107
1385-86 ^(2,3)	117876	68344	49532	40907	18690	22217	22016	14691	7325
1389-90.....	290679	154293	136386	53101	22348	30753	39525	24951	14574
1390-91.....	405042	213461	191581	52973	22464	30509	47315	29308	18007
1391-92.....	454978	241325	213653	60900	25813	35087	58683	35130	23553
1392-93.....	580000	306108	273892	67221	28227	38994	73437	43363	30074
1393-94.....	720806	387802	333004	71914	30478	41436	94311	54751	39560
Medicine.....	17725	5666	12059	63877	24951	38926	20793	9325	11468
Humanities.....	383379	193588	189791	0	0	0	30860	19561	11299
Basic sciences.....	63863	20183	43680	0	0	0	14949	6406	8543
Technical and engineering.....	176630	132741	43889	0	0	0	16713	13049	3664
Agriculture and veterinary.....	41850	19707	22143	8037	5527	2510	9595	5646	3949
Arts.....	37359	15917	21442	0	0	0	1401	764	637

1. Including Islamic Azad University.

2. Excluding the Comprehensive University of Applied Science and Technology.

3. Excluding Islamic Azad University.

Source: Ministry of Science, Research and Technology.

17.27. STUDENTS OF DIFFERENT EDUCATIONAL COURSES AT HIGHER EDUCATION INSTITUTES BY TYPE OF THE AFFILIATION TO THE GOVERNMENT AGENCIES AND SEX

Academic year and broad field of study	All degrees			Associate's			Bachelor's		
	Both sexes	Male	Female	Both sexes	Male	Female	Both sexes	Male	Female
1375-76 ⁽¹⁾	579070	369907	209163	85165	58209	26956	418692	257327	161365
1380-81 ⁽¹⁾	1566609	798176	768433	346696	197821	148875	1101459	524024	577435
1385-86 ^(1,2)	2828528	1346335	1482193	736775	427705	309070	1910954	816905	1094049
1389-90	4117208	2078916	2038292	1053086	657103	395983	2680817	1220221	1460596
1390-91	4404614	2213205	2191409	1000164	619560	380604	2899120	1328412	1570708
1391-92	4367901	2261262	2106639	927311	629773	297538	2866029	1329221	1536808
1392-93	4685386	2470968	2214418	1043765	711655	332110	2920963	1381615	1539348
1393-94	4802721	2602346	2200375	1096028	751243	344785	2819662	1378072	1441590
Ministry of Science, Research and Technology ..	651524	315803	335721	4142	2450	1692	405567	185616	219951
Payam-e-Noor University ..	783127	265376	517751	1	0	1	741439	247592	493847
Comprehensive University of Applied Science and Technology.....	816620	518986	297634	481040	319869	161171	334578	198268	136310
Technical and Vocational University.....	184179	129054	55125	162910	113116	49794	21269	15938	5331
Farhangian (teachers) University.....	63597	33943	29654	249	88	161	63311	33841	29470
Ministry of Health and Medical Education	178410	66327	112083	4167	4097	70	81254	24597	56657
Other government agencies	26485	20046	6439	1022	830	192	15293	11825	3468
Islamic Azad University.....	1685468	1027970	657498	329662	244803	84859	887582	518307	369275
Non-governmental and non-profit making higher education institutes.....	413311	224841	188470	112835	65990	46845	269369	142088	127281

17.27. STUDENTS OF DIFFERENT EDUCATIONAL COURSES AT HIGHER EDUCATION INSTITUTES BY TYPE OF THE AFFILIATION TO THE GOVERNMENT AGENCIES AND SEX (continued)

Academic year and broad field of study	Master's			Professional doctorate			Speciality doctorate		
	Both sexes	Male	Female	Both sexes	Male	Female	Both sexes	Male	Female
1375-76 ⁽¹⁾	26832	22061	4771	39837	26533	13304	8544	5777	2767
1380-81 ⁽¹⁾	60455	42369	18086	44876	23946	20930	13123	10016	3107
1385-86 ^(1,2)	117876	68344	49532	40907	18690	22217	22016	14691	7325
1389-90	290679	154293	136386	53101	22348	30753	39525	24951	14574
1390-91	405042	213461	191581	52973	22464	30509	47315	29308	18007
1391-92	454978	241325	213653	60900	25813	35087	58683	35130	23553
1392-93	580000	306108	273892	67221	28227	38994	73437	43363	30074
1393-94	720806	387802	333004	71914	30478	41436	94311	54751	39560
Ministry of Science, Research and Technology .	189186	95397	93789	3801	1865	1936	48828	30475	18353
Payam-e-Noor University .	40662	17165	23497	0	0	0	1025	619	406
Comprehensive University of Applied Science and Technology.....	1002	849	153	0	0	0	0	0	0
Technical and Vocational University.....	0	0	0	0	0	0	0	0	0
Farhangian (teachers) University.....	37	14	23	0	0	0	0	0	0
Ministry of Health and Medical Education	19090	6267	12823	53157	22023	31134	20742	9343	11399
Other government agencies	8806	6404	2402	0	0	0	1364	987	377
Islamic Azad University....	432153	245903	186250	14956	6590	8366	21115	12367	8748
Non-governmental and non-profit making higher education institutes.....	29870	15803	14067	0	0	0	1237	960	277

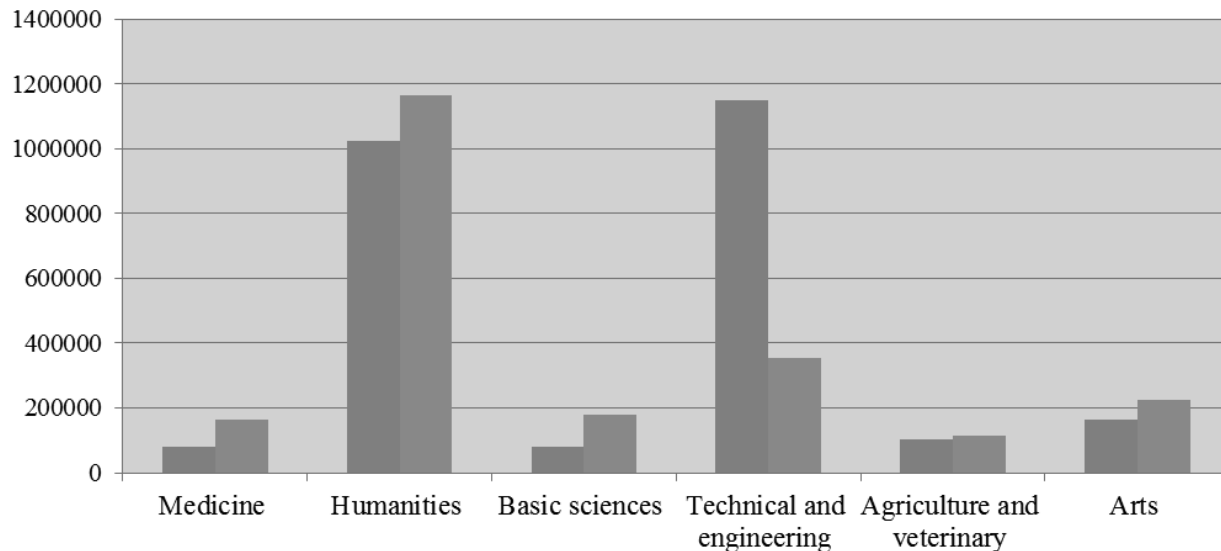
1. Excluding the Comprehensive University of Applied Science and Technology.

2. Excluding Islamic Azad University.

Source: Ministry of Science, Research and Technology.

17.5. STUDENTS OF DIFFERENT COURSES AT HIGHER EDUCATION INSTITUTES BY SEX, ACADEMIC YEAR 1393-94

Thousand persons



For data see Table 17.26.

■ Male ■ Female

17.28. STUDENTS OF DIFFERENT EDUCATIONAL COURSES AT HIGHER EDUCATION INSTITUTES⁽¹⁾ BY SEX AND OSTAN

Academic year and Ostan	All degrees			Associate's			Bachelor's		
	Both sexes	Male	Female	Both sexes	Male	Female	Both sexes	Male	Female
1375-76 ^(2,3)	579070	369907	209163	85165	58209	26956	418692	257327	161365
1380-81 ⁽²⁾	1566609	798176	768433	346696	197821	148875	1101459	524024	577435
1385-86	2828528	1346335	1482193	736775	427705	309070	1910954	816905	1094049
1389-90	4117208	2078916	2038292	1053086	657103	395983	2680817	1220221	1460596
1390-91	4404614	2213205	2191409	1000164	619560	380604	2899120	1328412	1570708
1391-92	4367901	2261262	2106639	927311	629773	297538	2866029	1329221	1536808
1392-93	4685386	2470968	2214418	1043765	711655	332110	2920963	1381615	1539348
1393-94	4802721	2602346	2200375	1096028	751243	344785	2819662	1378072	1441590
East Azarbayejan.....	221787	130491	91296	43569	32744	10825	130940	69668	61272
West Azarbayejan	138644	78350	60294	33007	23194	9813	87791	45019	42772
Ardebil	73161	41837	31324	16919	12727	4192	45841	23314	22527
Esfahan.....	318968	161882	157086	62093	40879	21214	197307	90587	106720
Alborz	117524	56889	60635	27898	17804	10094	68770	28746	40024
Ilam	49013	26525	22488	11992	8703	3289	31083	14783	16300
Bushehr	84442	53171	31271	26305	20040	6265	45876	25461	20415
Tehran	936491	484047	452444	202916	126823	76093	496017	235858	260159
Chaharmahal&Bakhtiyari ...	50748	26150	24598	11858	8276	3582	31867	14442	17425
South Khorasan.....	50381	27923	22458	10614	7912	2702	32981	16348	16633
Khorasan-e-Razavi.....	302725	160727	141998	77520	50990	26530	177726	85842	91884
North Khorasan.....	44992	24337	20655	12605	9071	3534	29067	13709	15358
Khuzestan.....	267118	151479	115639	66368	49090	17278	170161	85872	84289
Zanjan	71305	39774	31531	14649	10504	4145	42486	21912	20574
Semnan.....	108297	59645	48652	17628	12368	5260	61163	30798	30365
Sistan&Baluchestan	110915	62620	48295	24421	18442	5979	71429	36158	35271
Fars.....	264973	139240	125733	61234	40891	20343	164038	77552	86486
Qazvin	126061	69939	56122	32320	20939	11381	73371	38298	35073
Qom.....	73528	41486	32042	12734	8511	4223	42394	21679	20715
Kordestan	70107	39226	30881	15926	11193	4733	44711	22583	22128
Kerman.....	162265	86098	76167	37655	26687	10968	95219	44279	50940
Kermanshah	102882	57631	45251	24727	18000	6727	63883	31759	32124
Kohgiluyeh&Boyerahmad ..	57724	35383	22341	15232	11499	3733	34361	18599	15762
Golestan	91220	50004	41216	23706	16469	7237	54309	26224	28085
Gilan.....	148968	80833	68135	39541	27587	11954	87473	41965	45508
Lorestan.....	109519	60643	48876	27724	19427	8297	68481	33395	35086
Mazandaran.....	244890	132342	112548	54370	37497	16873	144989	71155	73834
Markazi	112687	66269	46418	22446	15812	6634	64760	34638	30122
Hormozgan.....	95539	51983	43556	27977	19074	8903	47781	22088	25693
Hamedan	101771	53548	48223	20328	13712	6616	65427	31358	34069
Yazd	94076	51874	42202	19746	14378	5368	47960	23983	23977

17.28. STUDENTS OF DIFFERENT EDUCATIONAL COURSES AT HIGHER EDUCATION INSTITUTES⁽¹⁾ BY SEX AND OSTAN (continued)

Academic year and Ostan	Master's			Professional doctorate			Speciality doctorate		
	Both sexes	Male	Female	Both sexes	Male	Female	Both sexes	Male	Female
1375-76 ^(2,3)	26832	22061	4771	39837	26533	13304	8544	5777	2767
1380-81 ⁽²⁾	60455	42369	18086	44876	23946	20930	13123	10016	3107
1385-86	117876	68344	49532	40907	18690	22217	22016	14691	7325
1389-90	290679	154293	136386	53101	22348	30753	39525	24951	14574
1390-91	405042	213461	191581	52973	22464	30509	47315	29308	18007
1391-92	454978	241325	213653	60900	25813	35087	58683	35130	23553
1392-93	580000	306108	273892	67221	28227	38994	73437	43363	30074
1393-94	720806	387802	333004	71914	30478	41436	94311	54751	39560
East Azarbayejan.....	38631	23364	15267	4334	2256	2078	4313	2459	1854
West Azarbayejan	14399	8120	6279	2042	1106	936	1405	911	494
Ardebil	8543	4939	3604	1200	471	729	658	386	272
Esfahan.....	46563	23906	22657	4882	1871	3011	8123	4639	3484
Alborz	17208	8104	9104	730	550	180	2918	1685	1233
Ilam	5346	2773	2573	387	170	217	205	96	109
Bushehr	11551	7361	4190	524	208	316	186	101	85
Tehran	182449	92712	89737	15223	5411	9812	39886	23243	16643
Chaharmahal&Bakhtiyari ..	5289	2418	2871	1269	748	521	465	266	199
South Khorasan.....	5679	3120	2559	671	268	403	436	275	161
Khorasan-e-Razavi.....	36876	18683	18193	4075	1557	2518	6528	3655	2873
North Khorasan	3017	1438	1579	259	101	158	44	18	26
Khuzestan.....	24527	13633	10894	3175	1270	1905	2887	1614	1273
Zanjan	11991	6344	5647	1154	472	682	1025	542	483
Semnan.....	24888	13825	11063	2441	1263	1178	2177	1391	786
Sistan&Baluchestan	11491	6394	5097	2462	1009	1453	1112	617	495
Fars.....	29936	16052	13884	5535	2382	3153	4230	2363	1867
Qazvin	18747	9873	8874	764	328	436	859	501	358
Qom.....	15697	9381	6316	723	390	333	1980	1525	455
Kordestan	7830	4432	3398	1142	715	427	498	303	195
Kerman.....	24468	12964	11504	3164	1248	1916	1759	920	839
Kermanshah	11767	6564	5203	1415	661	754	1090	647	443
Kohgiluyeh&Boyerahmad .	7351	4885	2466	443	190	253	337	210	127
Golestan	11630	6482	5148	644	276	368	931	553	378
Gilan.....	18881	9783	9098	1645	695	950	1428	803	625
Lorestan.....	11754	7036	4718	904	402	502	656	383	273
Mazandaran.....	38625	20195	18430	4077	1843	2234	2829	1652	1177
Markazi	23539	14802	8737	719	307	412	1223	710	513
Hormozgan.....	16217	9198	7019	2377	930	1447	1187	693	494
Hamedan	13106	7052	6054	1335	570	765	1575	856	719
Yazd	22810	11969	10841	2199	810	1389	1361	734	627

1. Including Islamic Azad University.

2. Excluding the Comprehensive University of Applied Science and Technology.

3. Excluding Islamic Azad University.

Source: Ministry of Science, Research and Technology.

17.29. GRADUATES OF DIFFERENT EDUCATIONAL COURSES AT HIGHER EDUCATION INSTITUTES ⁽¹⁾ BY BROAD FIELD OF STUDY AND SEX

Academic year and broad field of study	All degrees			Associate's			Bachelor's		
	Both sexes	Male	Female	Both sexes	Male	Female	Both sexes	Male	Female
1374-75 ⁽²⁾	83385	56447	26938	21582	15336	6246	49296	31936	17360
1379-80 ^(2,3)	130411	72633	57778	38314	22937	15377	78251	39640	38611
1384-85	340246	168947	171299	142459	77262	65197	173689	76577	97112
1388-89 ⁽⁴⁾	607121	293510	243970	260702	125676	70952	298835	141386	151882
1389-90 ⁽⁴⁾	570730	281468	219621	204871	92791	48006	312112	158603	147942
1390-91	716096	389343	326753	197081	124915	72166	453216	227658	225558
1391-92	718801	394774	324027	226617	143618	82999	404421	205880	198541
1392-93	738260	413289	324971	183541	120252	63289	445125	233600	211525
Medicine	32553	11795	20758	2938	2070	868	19264	5416	13848
Humanities	318365	149394	168971	70761	37897	32864	197041	84475	112566
Basic sciences	44245	14144	30101	678	356	322	29752	8732	21020
Technical and engineering	260313	201748	58565	80241	66297	13944	158030	119031	38999
Agriculture and veterinary	38353	19125	19228	4684	3504	1180	24410	10573	13837
Arts.....	44431	17083	27348	24239	10128	14111	16628	5373	11255

Academic year and broad field of study	Master's			Professional doctorate			Speciality doctorate		
	Both sexes	Male	Female	Both sexes	Male	Female	Both sexes	Male	Female
1374-75 ⁽²⁾	4891	4019	872	6184	4281	1903	1432	875	557
1379-80 ^(2,3)	7647	5943	1704	4478	2867	1611	1721	1246	475
1384-85	16542	10769	5773	4845	2452	2393	2711	1887	824
1388-89 ⁽⁴⁾	37715	21080	16635	5081	2111	2970	4788	3257	1531
1389-90 ⁽⁴⁾	46151	25898	20253	3584	1486	2098	4012	2690	1322
1390-91	56604	31727	24877	4000	1650	2350	5195	3393	1802
1391-92	75577	38818	36759	5344	2228	3116	6842	4230	2612
1392-93	97293	53023	44270	4899	2026	2873	7402	4388	3014
Medicine	2606	834	1772	4399	1754	2645	3346	1721	1625
Humanities.....	49164	26070	23094	0	0	0	1399	952	447
Basic sciences	12813	4537	8276	0	0	0	1002	519	483
Technical and engineering	21075	15646	5429	0	0	0	967	774	193
Agriculture and veterinary	8133	4384	3749	500	272	228	626	392	234
Arts	3502	1552	1950	0	0	0	62	30	32

1. Including Islamic Azad University.

2. Excluding Islamic Azad University.

3. Excluding the Comprehensive University of Applied Science and Technology.

4. Statistics of the Comprehensive University of Applied Science and Technology are not presented by gender and are presented in the total

Source: Ministry of Science, Research and Technology.

17.30. GRADUATES OF DIFFERENT EDUCATIONAL COURSES AT HIGHER EDUCATION INSTITUTES BY TYPE OF THE AFFILIATION TO THE GOVERNMENT AGENCIES AND SEX

Academic year and broad field of study	All degrees			Associate's			Bachelor's		
	Both sexes	Male	Female	Both sexes	Male	Female	Both sexes	Male	Female
1374-75 ⁽¹⁾	83385	56447	26938	21582	15336	6246	49296	31936	17360
1379-80 ^(1,2)	130411	72633	57778	38314	22937	15377	78251	39640	38611
1384-85	340246	168947	171299	142459	77262	65197	173689	76577	97112
1388-89 ⁽³⁾	607121	293510	243970	260702	125676	70952	298835	141386	151882
1389-90 ⁽³⁾	570730	281468	219621	204871	92791	48006	312112	158603	147942
1390-91	716096	389343	326753	197081	124915	72166	453216	227658	225558
1391-92	718801	394774	324027	226617	143618	82999	404421	205880	198541
1392-93	738260	413289	324971	183541	120252	63289	445125	233600	211525
Ministry of Science, Research and Technology ..	111739	52057	59682	1227	594	633	65383	27988	37395
Payam-e-Noor University ..	89469	30901	58568	0	0	0	80251	26612	53639
Comprehensive University of Applied Science and Technology.....	85848	54618	31230	54850	33558	21292	30997	21059	9938
Technical and Vocational University.....	43515	29255	14260	39507	26395	13112	4008	2860	1148
Farhangian (teachers) University.....	15534	7165	8369	584	197	387	14950	6968	7982
Ministry of Health and Medical Education	29094	10889	18205	1900	1577	323	16756	4934	11822
Other government agencies	3724	2902	822	316	238	78	2694	2077	617
Islamic Azad University.....	267852	173636	94216	53945	39519	14426	172757	109114	63643
Non-governmental and non-profit making higher education institutes.....	91485	51866	39619	31212	18174	13038	57329	31988	25341

17.30. GRADUATES OF DIFFERENT EDUCATIONAL COURSES AT HIGHER EDUCATION INSTITUTES BY TYPE OF THE AFFILIATION TO THE GOVERNMENT AGENCIES AND SEX (continued)

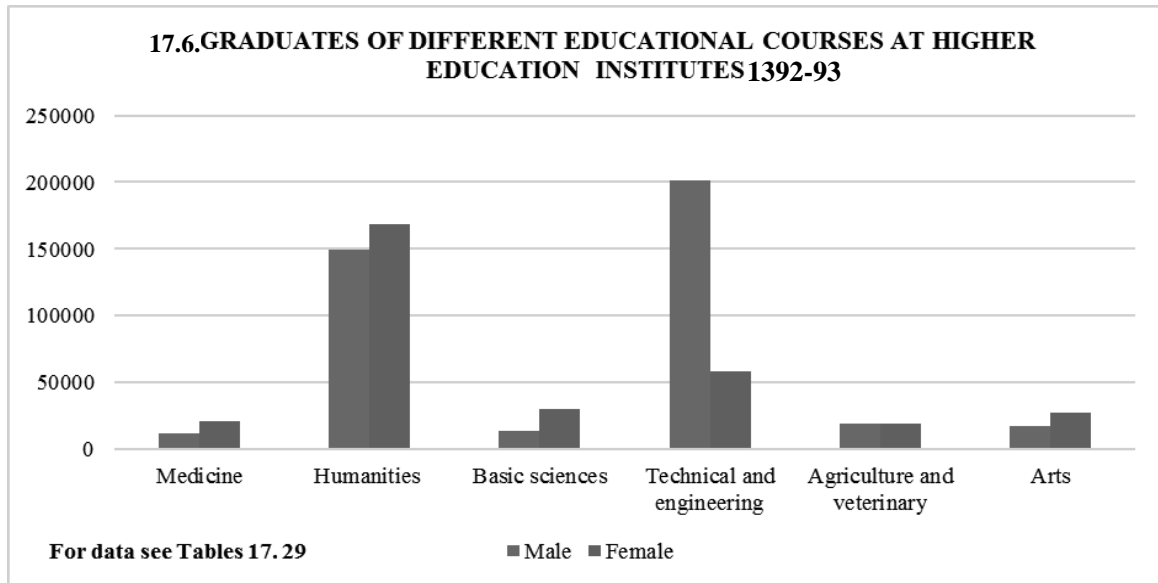
Academic year and broad field of study	Master's			Professional doctorate			Speciality doctorate		
	Both sexes	Male	Female	Both sexes	Male	Female	Both sexes	Male	Female
1374-75 ⁽¹⁾	4891	4019	872	6184	4281	1903	1432	875	557
1379-80 ^(1,2)	7647	5943	1704	4478	2867	1611	1721	1246	475
1384-85	16542	10769	5773	4845	2452	2393	2711	1887	824
1388-89 ⁽³⁾	37715	21080	16635	5081	2111	2970	4788	3257	1531
1389-90 ⁽³⁾	46151	25898	20253	3584	1486	2098	4012	2690	1322
1390-91	56604	31727	24877	4000	1650	2350	5195	3393	1802
1391-92	75577	38818	36759	5344	2228	3116	6842	4230	2612
1392-93	97293	53023	44270	4899	2026	2873	7402	4388	3014
Ministry of Science, Research and Technology	41495	21162	20333	398	140	258	3236	2173	1063
Payam-e-Noor University	9172	4260	4912	0	0	0	46	29	17
Comprehensive University of Applied Science and Technology.....	1	1	0	0	0	0	0	0	0
Technical and Vocational University.....	0	0	0	0	0	0	0	0	0
Farhangian(teachers) University.....	0	0	0	0	0	0	0	0	0
Ministry of Health and Medical Education	2851	954	1897	4288	1729	2559	3299	1695	1604
Other government agencies	680	556	124	0	0	0	34	31	3
Islamic Azad University.....	40210	24436	15774	213	157	56	727	410	317
Non-governmental and non-profit making higher education institutes.....	2884	1654	1230	0	0	0	60	50	10

1.Excluding Islamic Azad University.

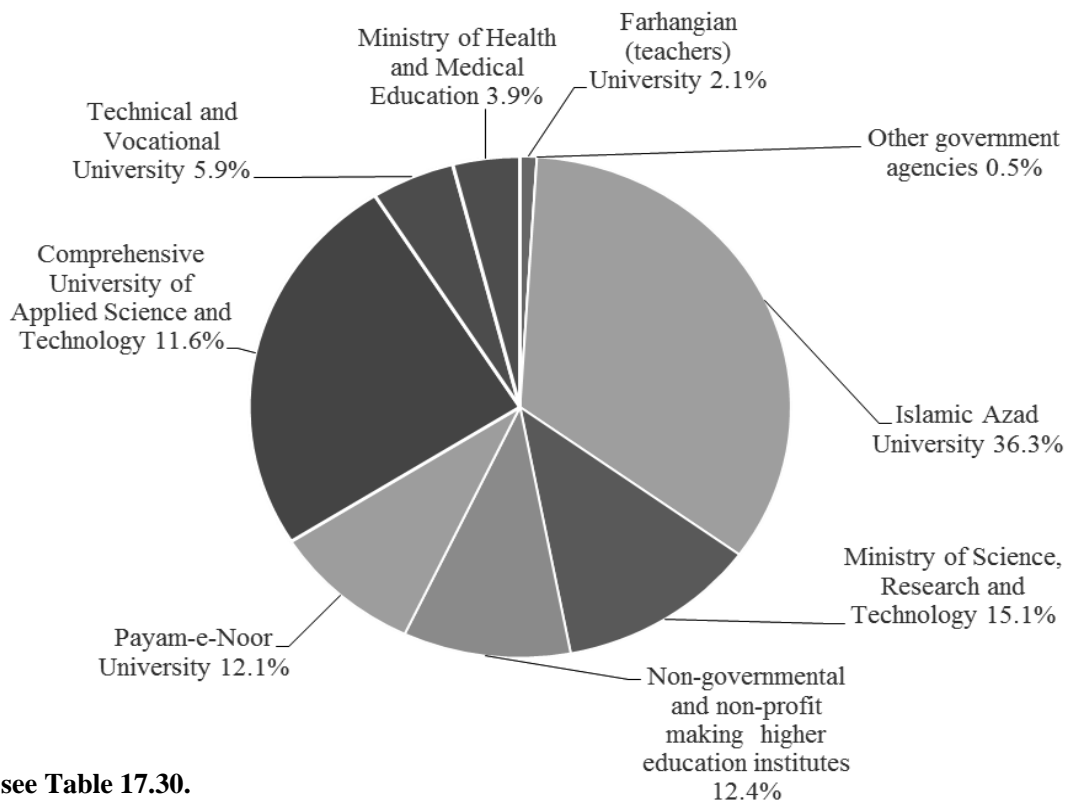
2.Excluding the Comprehensive University of Applied Science and Technology.

3.Statistics of the Comprehensive University of Applied Science and Technology are not presented by gender and are presented in the total.

Source: Ministry of Science, Research and Technology.



17.7. GRADUATES OF DIFFERENT EDUCATIONAL COURSES AT HIGHER EDUCATION INSTITUTES BY TYPE OF THE AFFILIATION TO THE GOVERNMENT AGENCIES, ACADEMIC YEAR 1392-93



17.31. GRADUATES OF DIFFERENT EDUCATIONAL COURSES AT HIGHER EDUCATION INSTITUTES ⁽¹⁾ BY OSTAN AND SEX

Academic year and ostan	All degrees			Associate's			Bachelor's		
	Both sexes	Male	Female	Both sexes	Male	Female	Both sexes	Male	Female
1374-75 ⁽²⁾	83385	56447	26938	21582	15336	6246	49296	31936	17360
1379-80 ^(2,3)	130411	72633	57778	38314	22937	15377	78251	39640	38611
1384-85.....	340246	168947	171299	142459	77262	65197	173689	76577	97112
1388-89 ⁽⁴⁾	607121	293510	243970	260702	125676	70952	298835	141386	151882
1389-90 ⁽⁴⁾	570730	281468	219621	204871	92791	48006	312112	158603	147942
1390-91.....	716096	389343	326753	197081	124915	72166	453216	227658	225558
1391-92.....	718801	394774	324027	226617	143618	82999	404421	205880	198541
1392-93.....	738260	413289	324971	183541	120252	63289	445125	233600	211525
East Azarbayejan.....	41494	25279	16215	8745	6531	2214	25779	14621	11158
West Azarbayejan.....	20712	11868	8844	6190	4158	2032	12348	6585	5763
Ardebil.....	11333	6723	4610	3075	2203	872	7278	4035	3243
Esfahan.....	49937	26969	22968	11835	7356	4479	31533	16092	15441
Alborz.....	15524	7436	8088	3742	2214	1528	8931	3734	5197
Ilam.....	7449	4094	3355	2466	1661	805	4642	2287	2355
Bushehr.....	11346	7432	3914	4627	3305	1322	6043	3735	2308
Tehran.....	134283	69951	64332	27965	16763	11202	69322	33067	36255
Chaharmahal&Bakhtiyari ..	8803	4606	4197	2385	1479	906	5591	2744	2847
South Khorasan.....	7798	4396	3402	1778	1262	516	5225	2749	2476
Khorasan-e-Razavi.....	42282	23569	18713	9976	6479	3497	26063	13965	12098
North Khorasan.....	7558	4424	3134	2555	1792	763	4720	2478	2242
Khuzestan.....	38679	23349	15330	9717	6921	2796	25729	14625	11104
Zanjan.....	12856	7950	4906	2947	2227	720	7955	4692	3263
Semnan.....	16509	8803	7706	3082	1890	1192	10164	5160	5004
Sistan&Baluchestan.....	14754	8021	6733	2491	1595	896	9868	5123	4745
Fars.....	41755	23291	18464	10416	6984	3432	26880	14001	12879
Qazvin.....	23775	13801	9974	6987	4411	2576	14605	8114	6491
Qom.....	9634	5607	4027	2182	1456	726	5409	2891	2518
Kordestan.....	10796	5948	4848	3007	1831	1176	7072	3710	3362
Kerman.....	24081	12944	11137	6116	4182	1934	15509	7521	7988
Kermanshah.....	14658	8125	6533	4052	2608	1444	9647	5044	4603
Kohgiluyeh&Boyerahmad ..	7572	4862	2710	2187	1507	680	5004	3131	1873
Golestan.....	14683	8141	6542	4498	2651	1847	8515	4578	3937
Gilan.....	26070	14447	11623	8438	5373	3065	14618	7503	7115
Lorestan.....	15243	8966	6277	4496	2790	1706	9589	5542	4047
Mazandaran.....	47352	26511	20841	12675	8348	4327	29111	15216	13895
Markazi.....	20070	13036	7034	4980	3483	1497	12647	7912	4735
Hormozgan.....	12089	6698	5391	3359	2209	1150	7002	3491	3511
Hamedan.....	16004	8789	7215	3769	2581	1188	10215	5157	5058
Yazd.....	13161	7253	5908	2803	2002	801	8111	4097	4014

17.31. GRADUATES OF DIFFERENT EDUCATIONAL COURSES AT HIGHER EDUCATION INSTITUTES ⁽¹⁾ BY OSTAN AND SEX (continued)

Academic year and ostan	Master's			Professional doctorate			Speciality doctorate		
	Both sexes	Male	Female	Both sexes	Male	Female	Both sexes	Male	Female
1374-75 ⁽²⁾	4891	4019	872	6184	4281	1903	1432	875	557
1379-80 ^(2,3)	7647	5943	1704	4478	2867	1611	1721	1246	475
1384-85	16542	10769	5773	4845	2452	2393	2711	1887	824
1388-89 ⁽⁴⁾	37715	21080	16635	5081	2111	2970	4788	3257	1531
1389-90 ⁽⁴⁾	46151	25898	20253	3584	1486	2098	4012	2690	1322
1390-91	56604	31727	24877	4000	1650	2350	5195	3393	1802
1391-92	75577	38818	36759	5344	2228	3116	6842	4230	2612
1392-93	97293	53023	44270	4899	2026	2873	7402	4388	3014
East Azarbayejan.....	6266	3732	2534	293	164	129	411	231	180
West Azarbayejan	1978	1015	963	126	66	60	70	44	26
Ardebil	914	447	467	50	27	23	16	11	5
Esfahan.....	5710	3120	2590	349	131	218	510	270	240
Alborz	2667	1366	1301	20	20	0	164	102	62
Ilam	302	129	173	39	17	22	0	0	0
Bushehr	649	383	266	27	9	18	0	0	0
Tehran	31988	17400	14588	1158	414	744	3850	2307	1543
Chaharmahal&Bakhtiyari ...	689	315	374	124	65	59	14	3	11
South Khorasan	714	346	368	58	23	35	23	16	7
Khorasan-e-Razavi.....	5400	2641	2759	292	130	162	551	354	197
North Khorasan	283	154	129	0	0	0	0	0	0
Khuzestan.....	2832	1606	1226	193	69	124	208	128	80
Zanjan	1834	975	859	68	27	41	52	29	23
Semnan.....	3135	1677	1458	71	42	29	57	34	23
Sistan&Baluchestan	2165	1197	968	165	65	100	65	41	24
Fars.....	3590	1879	1711	512	214	298	357	213	144
Qazvin	2045	1207	838	79	41	38	59	28	31
Qom.....	1929	1170	759	23	12	11	91	78	13
Kordestan	650	375	275	45	20	25	22	12	10
Kerman.....	2091	1061	1030	222	97	125	143	83	60
Kermanshah	755	372	383	118	51	67	86	50	36
Kohgiluyeh&Boyerahmad ..	335	204	131	41	17	24	5	3	2
Golestan	1556	846	710	54	26	28	60	40	20
Gilan.....	2785	1469	1316	128	44	84	101	58	43
Lorestan.....	1114	628	486	44	6	38	0	0	0
Mazandaran.....	5194	2775	2419	188	72	116	184	100	84
Markazi	2336	1592	744	55	22	33	52	27	25
Hormozgan.....	1576	935	641	121	48	73	31	15	16
Hamedan	1746	935	811	129	39	90	145	77	68
Yazd	2065	1072	993	107	48	59	75	34	41

1. Including Islamic Azad University.

2. Academic years of 1374-75 and 1379-80, excluding Islamic Azad University.

3. Academic years of 1379-80, excluding Comprehensive University of Applied Science and Technology.

4. In the academic years of 1389-90 and 1390-9, statistics presented by the Comprehensive University of Applied Science and Technology are not presented by gender, however, they are presented in total.

Source: Ministry of Science, Research and Technology.

17.32. PERMANENT CENTRES OF TECHNICAL AND VOCATIONAL TRAINING ORGANIZATION

Year and Ostan	Both sexes ⁽¹⁾	Only men	Only women
1375.....	140	109	31
1380.....	474	236	197
1385.....	541	227	160
1389.....	596	296	155
1390.....	595	295	156
1391.....	635	381	145
1392.....	673	374	159
1393.....	719	427	247
East Azarbayejan.....	32	22	8
West Azarbayejan	22	17	4
Ardebil	25	17	8
Esfahan.....	54	28	24
Alborz	8	6	1
Ilam	14	12	1
Bushehr	15	10	5
Tehran	33	23	7
Chaharmahal&Bakhtiari	19	7	11
South Khorasan.....	16	11	5
Khorasan-e-Razavi.....	49	23	23
North Khorasan.....	9	5	2
Khuzestan.....	55	29	26
Zanjan	12	9	2
Semnan.....	18	11	3
Sistan&Baluchestan	24	14	9
Fars.....	48	30	15
Qazvin	13	8	5
Qom.....	9	2	4
Kordestan	12	8	4
Kerman.....	29	20	7
Kermanshah	34	20	11
Kohgiluyeh&Boyerahmad	11	7	3
Golestan	24	16	6
Gilan.....	22	15	6
Lorestan.....	17	10	7
Mazandaran.....	21	13	6
Markazi	21	7	11
Hormozgan.....	17	9	6
Hamedan	20	11	8
Yazd	16	7	9

1. Difference between the total and sum of parts is due to the permanent centres used for both sexes and is included in the total only.

Source: Ministry of Labour and Social Affairs

17.33.PERMANENT AND CONTRACTUAL INSTRUCTORS IN THE PERMANENT CENTRES OF TECHNICAL AND VOCATIONAL TRAINING ORGANIZATION

Year and Ostan	Both sexes	Male	Female
1375.....	1328	1297	31
1380.....	1768	1602	166
1385.....	1549	1458	91
1389.....	⁽¹⁾ 2226	2008	218
1390.....	1981	1789	192
1391.....	1938	1775	163
1392.....	2163	1946	217
1393.....	2063	1854	209
East Azarbayejan.....	103	94	9
West Azarbayejan	80	71	9
Ardebil	41	39	2
Esfahan.....	138	129	9
Alborz	78	76	2
Ilam	49	36	13
Bushehr	36	32	4
Tehran	196	157	39
Chaharmahal&Bakhtiyari	37	31	6
South Khorasan.....	43	38	5
Khorasan-e-Razavi.....	116	108	8
North Khorasan.....	19	16	3
Khuzestan.....	126	114	12
Zanjan	26	22	4
Semnan.....	50	46	4
Sistan&Baluchestan	34	31	3
Fars.....	120	116	4
Qazvin	24	22	2
Qom.....	18	16	2
Kordestan	21	20	1
Kerman.....	87	77	10
Kermanshah	42	37	5
Kohgiluyeh&Boyerahmad	34	30	4
Golestan	54	48	6
Gilan.....	135	124	11
Lorestan.....	65	61	4
Mazandaran.....	120	114	6
Markazi	56	47	9
Hormozgan.....	18	15	3
Hamedan	47	42	5
Yazd	50	45	5

1. Increase in the number of instructors in comparison with the previous year is due to the directives of instructors return from other divisions to their organizational position in the training workshop.

Source: Ministry of Labour and Social Affairs.

17.34. PERSONS COMPLETED COURSES IN PERMANENT CENTRES OF TECHNICAL AND VOCATIONAL TRAINING ORGANIZATION BY BROAD FIELD OF EDUCATION AND SEX

Academic year and ostan	Total			Industry			Services		
	Both sexes	Male	Female	Both sexes	Male	Female	Both sexes	Male	Female
1393.....	322657	246431	76226	145824	129361	16463	91427	54558	36869
East Azarbayejan.....	14516	11326	3190	6403	6052	351	5510	3269	2241
West Azarbayejan	15137	11634	3503	4794	4615	179	5671	3022	2649
Ardebil	9356	7587	1769	3390	3021	369	3000	1794	1206
Esfahan.....	20908	14743	6165	9245	7894	1351	5444	3213	2231
Alborz	7058	4997	2061	2855	2528	327	2317	1264	1053
Ilam	6196	4432	1764	1969	1578	391	1841	1192	649
Bushehr	8036	5125	2911	3319	2636	683	3657	1966	1691
Tehran	14628	11940	2688	7424	7171	253	4271	2353	1918
Chaharmahal&Bakhtiyari ...	4361	3109	1252	2177	1771	406	676	359	317
South Khorasan	8009	6381	1628	3646	3196	450	1769	1118	651
Khorasan-e-Razavi.....	22604	17830	4774	10541	9481	1060	5351	3200	2151
North Khorasan	5240	4062	1178	2811	2448	363	745	470	275
Khuzestan.....	16740	13168	3572	9125	8013	1112	3475	2101	1374
Zanjan	11667	8883	2784	3957	3325	632	4630	3064	1566
Semnan.....	6170	4445	1725	2827	2359	468	1710	1006	704
Sistan&Baluchestan	9253	7724	1529	2968	2664	304	4843	3691	1152
Fars.....	20874	16377	4497	12462	10774	1688	3360	1858	1502
Qazvin	5185	4083	1102	2554	2374	180	1654	1083	571
Qom.....	4469	3697	772	1444	1238	206	1355	992	363
Kordestan	8927	7339	1588	3600	3361	239	2761	1750	1011
Kerman.....	7790	6465	1325	4300	3960	340	1280	947	333
Kermanshah	11659	8986	2673	6099	5288	811	2633	1683	950
Kohgiluyeh&Boyerahmad ..	6104	4281	1823	2200	2026	174	2554	1307	1247
Golestan	7941	5640	2301	3988	3607	381	957	486	471
Gilan.....	14513	10668	3845	7080	6190	890	3702	2162	1540
Lorestan.....	9090	7110	1980	4105	3787	318	2529	1328	1201
Mazandaran.....	14580	10391	4189	6827	6349	478	3984	1950	2034
Markazi	7210	5588	1622	3847	3217	630	1686	1013	673
Hormozgan.....	5168	3852	1316	2848	2397	451	1158	724	434
Hamedan	11190	8184	3006	3980	3443	537	3787	1898	1889
Yazd	8078	6384	1694	3039	2598	441	3117	2295	822

17.34. PERSONS COMPLETED COURSES IN PERMANENT CENTRES OF TECHNICAL AND VOCATIONAL TRAINING ORGANIZATION BY BROAD FIELD OF EDUCATION AND SEX (continued)

Academic year and ostan	Agriculture			Culture and art		
	Both sexes	Male	Female	Both sexes	Male	Female
1393.....	49490	30104	19386	35916	32408	3508
East Azarbayejan.....	1700	1276	424	903	729	174
West Azarbayejan	3192	2815	377	1480	1182	298
Ardebil	1883	1777	106	1083	995	88
Esfahan.....	3315	1083	2232	2904	2553	351
Alborz	1448	775	673	438	430	8
Ilam	1284	638	646	1102	1024	78
Bushehr	652	135	517	408	388	20
Tehran	1057	925	132	1876	1491	385
Chaharmahal&Bakhtiari ...	820	344	476	688	635	53
South Khorasan.....	847	424	423	1747	1643	104
Khorasan-e-Razavi.....	3930	2595	1335	2782	2554	228
North Khorasan.....	1336	805	531	348	339	9
Khuzestan.....	1972	980	992	2168	2074	94
Zanjan	1789	1320	469	1291	1174	117
Semnan.....	887	408	479	746	672	74
Sistan&Baluchestan	191	143	48	1251	1226	25
Fars.....	3542	2326	1216	1510	1419	91
Qazvin	515	221	294	462	405	57
Qom.....	402	260	142	1268	1207	61
Kordestan	1512	1350	162	1054	878	176
Kerman.....	1107	522	585	1103	1036	67
Kermanshah	2136	1302	834	791	713	78
Kohgiluyeh&Boyerahmad ..	991	602	389	359	346	13
Golestan	2523	1084	1439	473	463	10
Gilan.....	2914	1608	1306	817	708	109
Lorestan.....	954	788	166	1502	1207	295
Mazandaran.....	3060	1439	1621	709	653	56
Markazi	633	442	191	1044	916	128
Hormozgan.....	693	283	410	469	448	21
Hamedan	1393	984	409	2030	1859	171
Yazd	812	450	362	1110	1041	69

Source: Ministry of Labour and Social Affairs.