

16

Education



Introduction

Statistical data presented in this chapter comprise literacy status in various censuses, and reflects the country's formal education at general and higher levels, and non-formal technical and vocational training.

Formal education is divided into general and higher education:

General education, including primary, lower secondary, upper secondary and technical and vocational training, is under supervision of the Ministry of Education.

High (secondary) school graduates, after getting diploma and passing a pre-university course and the university entrance exam may start their higher education which leads to the following degrees: associates', bachelors', masters', Ph.D, and postdoctoral.

It should be noted that in addition to the universities and higher education institutes affiliated to the Ministry of Science, Research and Technology, Islamic Azad University independently admits student and offers educational services on higher levels.

The first official statistical yearbook of the Ministry of Culture was published in the year 1297 and included statistics on primary, secondary and higher education. In the second statistical yearbook of the Ministry of Culture published in the year 1305, statistics for school children and higher education students were presented comparatively for three

academic years of 1301-1302, 1302-1303 and 1303-1304. These statistics have been produced on a yearly basis since in the year 1305. Since the year 1343, statistics for school children have been published by the Ministry of Education.

Activities for adult literacy training which began in the year 1334 has continued after the victory of the Islamic Revolution by the Literacy Movement Organization, founded in the year 1358. The Organization, from its very establishment has regularly produced and presented statistics on its activities. The educational system of this organization has changed since the year 1390.

At present, the Ministry of Science, Research and Technology, and Islamic Azad University provide data on higher education.

The statistical information provided by the Ministry of Science, Research and Technology covers all the higher education institutes under the Ministry itself and those affiliated to other ministries and government organizations such as Ministry of Education, Ministry of Health and Medical Education, Ministry of Oil, Physical Education Organization, etc. The certificates issued by these institutes are approved by the Ministry of Science, Research and Technology. Islamic Azad University also collects and presents its own statistical information separately.

Furthermore, data on the Technical and Vocational Training Organization have been a part of this

chapter since the year 1375. The Organization was established in the year 1359 by merging apprenticeship funds with vocational training centres and apprenticeship centres which were formerly responsible for vocational and technical training. The Organization started its activities under the supervision of the Ministry of Cooperatives, Labour and Social Affairs.

Moreover, the SCI provides general information on literacy and educational attainment, as well as comparative changes, through the decennial National Population and Housing Censuses.

It should be mentioned that the Population and Housing Census used to be carried out every 10 years till the year 1385, but according to the government approval, it will be conducted every 5 years since then.

Notes:

1. Figures for teaching and clerical staff include government workers assigned to non-government schools.

2. Figures related to the number of schools at different educational levels do not necessarily indicate the number of buildings allocated to the educational levels. For example, if during the academic year, a building is used by both primary and lower secondary courses, but at different times of the day, the building would be considered twice in statistics. This also applies to the number of classes held at different educational levels.

Definitions and concepts

Literate: based on the 1390 Population and Housing Census, all individuals who can read and write a simple text in Farsi or any other language, whether having or not having an official certificate are considered literate. All individuals who had the certificate of the first year primary school in the 1345 National Census of Population and Housing; all the first year primary school beginners and learners of the Adult education and literacy campaign in the 1355 National Census of Population and Housing; all the first year primary school beginners and learners of the Adult Literacy Movement in the 1365, 1375, and 1385 National Population and Housing Censuses, and in the 1370 Multi-round Population Survey were enumerated as literate. Literacy has been enquired in the 1335 National Population Census for individuals aged 10 and over, in the 1345 National Census of

Population for individuals aged 7 and over and in the 1355, 1365, 1375, and 1385 National Censuses and 1370 Multi-round Population Survey for individuals aged 6 and over.

Urban and rural areas and settled population: see Chapter 3, Definitions and concepts.

Education: learning under formal education programme in Iran or abroad. Thus, learning in non-formal educational sectors (study in private language schools or by private tutor) is not considered as education.

Teaching and clerical staff of teaching units (Education): teaching staff comprise teachers, principal-teachers, and physical educators, and clerical staff consist of lab and workshop instructors, health workers, extracurricular master, principal, assistant superintendent, librarian, office staff and bookkeeper.

Educational level: a complete educational course which results in receiving an educational degree such as primary, lower secondary, associate, masters, specialized Ph.D, professional and post doctorate.

Student: a person who is studying in one of the educational levels based on the educational regulations.

Special education: education for children and teenagers who are unruly, physically or mentally retarded, and /or suffer from learning disabilities and illness. It encompasses pre-school, primary, lower secondary, upper secondary and technical and vocational training courses.

Primary education: first education period that begins at the age of 6. Students that pass the 5-year primary education will receive a certificate and may enroll in lower secondary schools.

Lower secondary education: a general educational course in which students are instructed immediately after primary school. After passing the a three-year course, the students will receive the lower secondary certificate.

Upper secondary education: a course which the students take after lower secondary course. Its first year is general and in the second year the students, based on the results of their exams continue their education in one of the fields of theoretical (humanities, mathematics and physics, and experimental sciences), technical and vocational or work and knowledge. Students who pass the final

exams receive the upper secondary school diploma.

Pre-university education: a one-year course after completing the upper secondary course during which students may study in one of the three fields of mathematical sciences, empirical sciences or humanities and then take part in the universities entrance exam.

Adult student; is a student who has not had the qualification for in- day education; however, he/she continues his/her study in specified adult schools.

Adults general education: the educational level of this course corresponds with the ordinary lower secondary course and lasts 3 years.

Adults complementary education: education in this course is similar to general or technical and vocational upper secondary education and lasts 4 years.

Literacy movement preliminary course: refers to the first literacy educational course during which the learner will acquire the Persian alphabets and how to use them for making words in order to read and write the Persian simple texts and also learns mathematics for satisfying daily needs.

Literacy movement complementary course: refers to the second literacy educational course during which the learners with preliminary course certificate or its equivalent will acquire essential skills and learn how to interact with others through reading and writing words and sentences or Persian simple texts, reading holy Quran, learning mathematics and increasing general knowledge.

Literacy movement final course: refers to the third literacy educational course during which the learners with educational degree or its equivalent will continue their studies, enhance their knowledge, strengthen previously learned lessons and develop essential skills to enter the fifth grade.

Literacy movement fifth grade: refers to the fourth literacy educational course during which the learners with final educational certificate or its equivalent as the fifth grade pupils at ordinary primary school will acquire essential skills and knowledge based on formulated curriculum and then enter the higher educational grade after completing the course.

Literacy education course: a course for educating an illiterate person with more than 10 years of age who is not able to be educated within the national educational system. This course equals to the third grade of elementary school in the national educational system.

Transition course: a course equals to the fifth grade of elementary school for those who have passed the complementary, final, and literacy movement courses or have passed the third or fourth grades of elementary school but they do not have pertinent qualifications to continue their education in national educational system.

Stabilization course: a course which provides the opportunity of continuation, stability and application of what have been learned for those who have finished the literacy education course and do not tend to continue their education.

Learner covered by literacy Movement Organization: refers to an illiterate and low-literate person aged over 10 who cannot study in formal education system and enrolls in the courses of Literacy Movement Organization.

Learner completing the course: refers to the learner who successfully passed the final exams of the course.

Teacher training education: the holders of the upper secondary diploma are eligible for entering this two-year education, at the end of which they obtain an associate degree.

University student: a person who was admitted in one of the official educational courses of higher education.

Higher education institute: an organization which provides undergraduate and postgraduate courses and awards certificates /diplomas to the graduates.

University: the highest institute of higher education courses which is established by the authorization of the Council for High Education Development and comprises at least three faculties

Full time instructor of higher education institute: he/she who is employed based on the specified standards and has to work all his/her working hours in the institute of his/ her working place.

Part time teachers of higher education institute: an individual who renders theoretical or operational educational services for a certain period.

Enrolled Students in Higher Education Institutes: an individual who was admitted and enrolled in one of the higher education institutes, based on the specified standards.

Graduated Students from Higher Education Institutes: an individual who has completed successfully one of the educational fields of the higher education and attained educational degree based on the specified standards.

Technical and Vocational Training Organization

Trainees: individuals who attend the training centres of the organization for a certain period to acquire a particular vocation, retraining or upgrading skill.

Technical and Vocational Training Permanent Centres: government places consisting of at least five training workshops with a legal identity and an organizational chart approved by Vice Presidency for Strategic Planning and Supervision (former Management and Planning Organization).

Selected information

Released data from the 1355, 1365, 1375, 1385 and 1390 Censuses indicate that 58.9%, 71.0%, 84.7%, 88.7% and 88.4% of literate population aged six and over were male, while literacy rates for females were 35.5, 52.1, 74.2, 80.3 and 81.1 percent, respectively.

During the academic year 1392-93, both in day and adult courses, more than 7 million and 18 thousand persons were studying at primary schools, more than 2 million and 71 thousand persons were at lower secondary schools, and more than 3 million and 288 thousand persons were at upper secondary schools. This shows a rise of 2.44 and 0.31 percent in primary and upper secondary, and a decline of 2 percent in the lower secondary courses, respectively compared to the previous year. Over the same period of the time 48.6, 47.6, and 48.4 percent of the students studying at primary, lower secondary and upper secondary levels respectively were female.

During the same academic year, about 532000 students were at pre-school level that increased by about 15.9% compared to the previous academic year. The number of special students was more than 69,000, showing a decrease of about 5.9% as compared to the previous academic year.

During the years 1380 to 1389 about 571,000 persons received the certificate from the Literacy Movement Organization for passing the 5-year primary education.

Total number of university students over the academic year 1392-93 was more than 4 million and 804 thousand, indicating an increase of about 8.3%, compared to the previous year. Out of that number, the share of the Islamic Azad University students was about 34.07 percent.

During the same academic year, percentage of students of university and higher education institutes by degree was about 22.5 percent for associate's,

about 61.7 percent for bachelor's, about 12.8 percent for master's and 3 percent for professional and specialty doctorate.

Over the academic year 1391-92, out of about 417,000 graduates of governmental universities and higher education institutes, the graduates in technical and engineering courses, humanities, arts, agriculture and veterinary, medicine, and basic sciences accounted for a share of 32.0, 43.1, 6.1, about 6.4, 5.9 and 6.5, percent respectively.

During the same academic year, out of about 258,000 students of the Islamic Azad University, graduates in humanities, technical and engineering courses, basic sciences, agriculture and veterinary, medicine and arts had a share of 39.9, 45.3, 4.7, 4.4, about 2.9 and 2.7 percent, respectively.

Total number of university graduates during the academic year 1391-92 was about 675,000 which shows a 5 percent decrease compared to the previous academic year.

16. 1. LITERATE POPULATION IN URBAN AND RURAL AREAS BY SEX (1000 persons)

Description	Both sexes	Male	Female
<i>Total country</i>			
1345 Census	5556	3928	1628
1355 Census	12877	8198	4679
1365 Census ⁽¹⁾	23913	14078	9835
1370 Census ⁽¹⁾	33966	19091	14875
1375 Census ⁽¹⁾	41582	22465	19118
1385 Census ⁽¹⁾	54082	28835	25247
1390 Census⁽¹⁾	57362	30126	27236
<i>Urban areas</i>			
1345 Census	3833	2442	1390
1355 Census	8628	5145	3483
1365 Census	15507	8765	6742
1370 Census	21725	11903	9822
1375 Census	27857	14861	12996
1385 Census	39096	20625	18471
1390 Census	43048	22358	20690
<i>Rural areas</i>			
1345 Census	1723	1485	238
1355 Census	4249	3053	1196
1365 Census	8371	5287	3084
1370 Census	12128	7114	5014
1375 Census	13661	7565	6096
1385 Census	14939	8183	6756
1390 Census	14287	7752	6534

1. Difference between the total and sum of urban and rural areas is due to the inclusion of literate unsettled population in the total.

Sources: Ministry of the Interior;
- Statistical Centre of Iran.

16.2. POPULATION AGED 6 AND OVER, NUMBER OF LITERATE PEOPLE AND LITERACY RATE BY SEX AND AGE
(1000 persons-percent)

Sex and age group	1345 Census			1355 Census		
	Population	Literate	Literacy rate	Population	Literate	Literacy rate
Both sexes	19372	5556	28.7	27113	12877	47.5
6-9 years	2372	⁽¹⁾ 886	⁽¹⁾ 37.4	4110	2943	71.6
10-14 years	3098	1579	51.0	4303	3184	74.0
15-19 years	2181	892	40.9	3600	2196	61.0
20-24 years	1723	546	31.7	2792	1393	49.9
25-29 years	1699	402	23.7	2112	881	41.7
30-34 years	1723	320	18.6	1707	598	35.0
35-39 years	1461	268	18.3	1627	459	28.2
40-44 years	1360	229	16.8	1669	371	22.2
45-49 years	866	148	17.1	1389	284	20.5
50-54 years	767	91	11.9	1329	244	18.4
55-59 years	437	52	11.9	704	129	18.3
60-64 years	691	63	9.1	584	75	12.8
65 years and over	993	80	8.1	1186	120	10.1
Not specified	0	0	××	0	0	××
Male	10023	3928	39.2	13926	8198	58.9
6-9 years	1230	⁽¹⁾ 579	⁽¹⁾ 47.1	2129	1727	81.1
10-14 years	1639	1059	64.6	2259	1937	85.8
15-19 years	1087	595	54.7	1819	1348	74.1
20-24 years	810	380	46.9	1341	880	65.6
25-29 years	825	299	36.2	1010	581	57.5
30-34 years	892	249	27.9	842	416	49.4
35-39 years	789	208	26.4	825	338	41.0
40-44 years	761	187	24.6	895	288	32.1
45-49 years	492	124	25.2	751	219	29.2
50-54 years	385	75	19.5	732	196	26.8
55-59 years	229	44	19.2	397	105	26.5
60-64 years	356	56	15.7	301	62	20.6
65 years and over	530	72	13.6	624	100	16.0
Not specified	0	0	××	0	0	××
Female	9348	1628	17.4	13187	4679	35.5
6-9 years	1143	⁽¹⁾ 307	⁽¹⁾ 26.9	1981	1216	61.4
10-14 years	1459	520	35.6	2044	1247	61.0
15-19 years	1094	297	27.2	1782	848	47.6
20-24 years	912	166	18.2	1451	512	35.3
25-29 years	874	103	11.8	1101	299	27.2
30-34 years	831	71	8.5	865	182	21.0
35-39 years	672	60	8.9	801	121	15.1
40-44 years	600	41	6.8	773	83	10.7
45-49 years	374	24	6.4	638	65	10.2
50-54 years	383	15	3.9	597	48	8.0
55-59 years	209	8	3.8	307	24	7.8
60-64 years	335	7	2.1	283	14	5.0
65 years and over	463	8	1.7	562	20	3.6
Not specified	0	0	××	0	0	××

16.2. POPULATION AGED 6 AND OVER, NUMBER OF LITERATE PEOPLE AND LITERACY RATE BY SEX AND AGE (continued)
(1000 persons-percent)

Sex and age group	1365 Census			1370		
	Population	Literate	Literacy rate	Population	Literate	Literacy rate
Both sexes	38709	23913	61.8	45856	33966	74.1
6-9 years	5835	4822	82.6	7195	6635	92.2
10-14 years	5903	5025	85.1	7547	7056	93.5
15-19 years	5192	4073	78.5	5909	5275	89.3
20-24 years	4194	2971	70.8	4947	4128	83.4
25-29 years	3652	2239	61.3	4005	3079	76.9
30-34 years	2928	1570	53.6	3504	2419	69.0
35-39 years	2117	965	45.6	2867	1782	62.2
40-44 years	1655	639	38.6	2038	1094	53.7
45-49 years	1585	482	30.4	1579	733	46.4
50-54 years	1599	380	23.8	1571	572	36.4
55-59 years	1338	283	21.2	1443	434	30.1
60-64 years	1185	227	19.2	1303	318	24.4
65 years and over	1502	226	15.1	1890	418	22.1
Not specified	24	11	45.8	58	23	39.7
Male	19822	14078	71.0	23675	19091	80.6
6-9 years	2981	2621	87.9	3675	3454	94.0
10-14 years	3054	2780	91.0	3902	3746	96.0
15-19 years	2660	2294	86.2	3058	2856	93.4
20-24 years	2104	1725	82.0	2520	2280	90.5
25-29 years	1840	1365	74.2	2012	1737	86.3
30-34 years	1481	1004	67.8	1780	1426	80.1
35-39 years	1044	635	60.8	1462	1099	75.2
40-44 years	834	441	52.9	1028	702	68.3
45-49 years	819	352	43.0	798	489	61.3
50-54 years	857	288	33.6	822	406	49.4
55-59 years	715	214	29.9	793	323	40.7
60-64 years	652	179	27.5	723	241	33.3
65 years and over	768	173	22.5	1066	320	30.0
Not specified	14	7	50.0	36	14	38.9
Female	18887	9835	52.1	22181	14875	67.1
6-9 years	2854	2201	77.1	3520	3181	90.4
10-14 years	2850	2245	78.8	3646	3309	90.8
15-19 years	2532	1778	70.2	2851	2419	84.9
20-24 years	2090	1246	59.6	2427	1848	76.1
25-29 years	1813	874	48.2	1993	1342	67.3
30-34 years	1447	566	39.1	1724	994	57.7
35-39 years	1073	330	30.8	1404	683	48.7
40-44 years	822	198	24.1	1010	392	38.8
45-49 years	766	130	17.0	780	244	31.3
50-54 years	742	91	12.3	750	166	22.1
55-59 years	622	69	11.1	650	111	17.1
60-64 years	533	48	9.0	580	77	13.3
65 years and over	734	53	7.2	824	98	11.9
Not specified	10	4	40.0	22	10	45.5

16.2. POPULATION AGED 6 AND OVER, NUMBER OF LITERATE PEOPLE AND LITERACY RATE BY SEX AND AGE (continued)
(1000 persons-percent)

Sex and age group	1375 Census			1385 Census		
	Population	Literate	Literacy rate	Population	Literate	Literacy rate
Both sexes	52295	41582	79.5	63920	54082	84.6
6-9 years	6891	6361	92.3	4397	4049	92.1
10-14 years	9081	8740	96.2	6709	6550	97.6
15-19 years	7116	6718	94.4	8727	8463	97.0
20-24 years	5222	4739	90.8	9011	8680	96.3
25-29 years	4709	4067	86.4	7225	6822	94.4
30-34 years	3980	3222	81.0	5554	5045	90.8
35-39 years	3572	2614	73.2	4921	4239	86.1
40-44 years	2812	1844	65.6	4089	3274	80.1
45-49 years	2013	1127	56.0	3523	2535	72.0
50-54 years	1529	719	47.0	2755	1746	63.4
55-59 years	1367	502	36.7	1888	1021	54.1
60-64 years	1383	375	27.1	1464	641	43.8
65 years and over	2595	538	20.7	3657	1017	27.8
Not specified	26	15	57.7	0	0	××
Male	26534	22465	84.7	32494	28835	88.7
6-9 years	3510	3291	93.8	2250	2076	92.3
10-14 years	4622	4504	97.5	3441	3368	97.9
15-19 years	3580	3444	96.2	4443	4324	97.3
20-24 years	2566	2419	94.3	4512	4375	97.0
25-29 years	2366	2172	91.8	3660	3519	96.2
30-34 years	2013	1779	88.4	2838	2677	94.3
35-39 years	1818	1501	82.6	2512	2308	91.9
40-44 years	1431	1110	77.6	2082	1836	88.2
45-49 years	990	702	70.9	1792	1476	82.4
50-54 years	769	477	62.0	1386	1064	76.8
55-59 years	717	360	50.2	924	645	69.8
60-64 years	754	284	37.7	726	430	59.2
65 years and over	1382	411	29.7	1928	738	38.3
Not specified	15	10	66.7	0	0	××
Female	25761	19118	74.2	31426	25247	80.3
6-9 years	3381	3070	90.8	2147	1974	91.9
10-14 years	4458	4236	95.0	3267	3182	97.4
15-19 years	3536	3274	92.6	4284	4139	96.6
20-24 years	2656	2320	87.4	4500	4305	95.7
25-29 years	2343	1895	80.9	3565	3303	92.7
30-34 years	1967	1443	73.4	2716	2368	87.2
35-39 years	1754	1113	63.5	2410	1931	80.1
40-44 years	1381	735	53.2	2007	1439	71.7
45-49 years	1023	425	41.5	1730	1059	61.2
50-54 years	760	242	31.8	1369	681	49.7
55-59 years	649	142	21.9	964	376	39.0
60-64 years	629	90	14.3	738	211	28.6
65 years and over	1213	127	10.5	1728	279	16.2
Not specified	10	5	50.0	0	0	××

16.2. POPULATION AGED 6 AND OVER, NUMBER OF LITERATE PEOPLE AND LITERACY RATE BY SEX AND AGE (continued) (1000 persons-percent)

Sex and age group	1390 Census		
	Population	Literate	Literacy rate
Both sexes	67682	57362	84.8
6-9 years	4437	4079	91.9
10-14 years	5671	5545	97.8
15-19 years	6607	6406	97.0
20-24 years	8414	8065	95.9
25-29 years	8673	8234	94.9
30-34 years	6972	6486	93.0
35-39 years	5571	4948	88.8
40-44 years	4907	4152	84.6
45-49 years	4030	3173	78.7
50-54 years	3527	2432	69.0
55-59 years	2680	1617	60.3
60-64 years	1863	919	49.3
65 years and over	4297	1283	29.9
Not specified	31	23	74.2
Male	34080	30126	88.4
6-9 years	2274	2093	92.0
10-14 years	2888	2827	97.9
15-19 years	3347	3250	97.1
20-24 years	4202	4042	96.2
25-29 years	4355	4152	95.3
30-34 years	3516	3320	94.4
35-39 years	2850	2604	91.4
40-44 years	2486	2232	89.8
45-49 years	2027	1755	86.6
50-54 years	1765	1401	79.4
55-59 years	1327	978	73.7
60-64 years	881	574	65.2
65 years and over	2142	883	41.2
Not specified	20	15	75.0
Female	33602	27236	81.1
6-9 years	2164	1986	91.8
10-14 years	2783	2717	97.6
15-19 years	3260	3156	96.8
20-24 years	4213	4023	95.5
25-29 years	4318	4082	94.5
30-34 years	3456	3166	91.6
35-39 years	2721	2344	86.1
40-44 years	2420	1920	79.3
45-49 years	2003	1418	70.8
50-54 years	1762	1031	58.5
55-59 years	1353	639	47.2
60-64 years	982	344	35.0
65 years and over	2155	400	18.6
Not specified	12	9	75.0

1. In the 1345 Census, information on literacy status was collected for population aged 7 and over.

Source: Statistical Centre of Iran.

**16. 3. NUMBER OF LITERATE PEOPLE AND LITERACY RATE AMONG POPULATION
AGED SIX AND OVER IN URBAN AND RURAL AREAS BY SEX AND OSPAN, 1390
CENSUS (1000 persons- percent)**

Ostan	Total								
	Population aged six and over			Literate			Literacy rate		
	Both sexes	Male	Female	Both sexes	Male	Female	Both sexes	Male	Female
Total country	67682	34080	33602	57362	30126	27236	84.8	88.4	81.1
East Azarbayejan.....	3372	1700	1672	2768	1486	1282	82.1	87.4	76.7
West Azarbayejan	2752	1386	1366	2170	1187	983	78.8	85.6	71.9
Ardebil	1127	569	558	910	494	416	80.8	86.8	74.6
Esfahan.....	4451	2256	2195	3907	2047	1860	87.8	90.7	84.8
Alborz	2196	1112	1084	1982	1025	957	90.2	92.1	88.3
Ilam	504	255	249	415	221	194	82.3	86.6	78.0
Bushehr	918	502	416	768	424	344	83.6	84.4	82.7
Tehran	11183	5627	5556	10117	5195	4922	90.5	92.3	88.6
Chaharmahal&Bakhtiari ...	798	401	397	658	351	307	82.5	87.6	77.4
South Khorasan	585	293	292	483	254	229	82.5	86.5	78.4
Khorasan-e-Razavi.....	5335	2662	2673	4605	2381	2224	86.3	89.4	83.2
North Khorasan	767	380	387	616	324	291	80.3	85.3	75.3
Khuzestan	4007	2018	1990	3348	1770	1578	83.5	87.7	79.3
Zanjan	915	458	458	754	398	355	82.4	87.1	77.7
Semnan.....	575	291	284	508	264	244	88.4	90.8	85.9
Sistan&Baluchestan	2102	1048	1055	1504	814	690	71.6	77.7	65.4
Fars	4160	2092	2068	3591	1867	1723	86.3	89.3	83.3
Qazvin	1087	551	536	914	483	431	84.1	87.7	80.4
Qom	1027	523	504	889	471	418	86.6	90.0	83.0
Kordestan	1347	676	671	1050	572	478	78.0	84.6	71.3
Kerman	2604	1311	1293	2140	1109	1031	82.2	84.6	79.8
Kermanshah	1772	892	880	1448	773	675	81.7	86.6	76.8
Kohgiluyeh&Boyerahmad ..	581	290	292	476	252	224	81.9	87.0	76.9
Golestan	1575	784	791	1308	688	619	83.0	87.8	78.3
Gilan.....	2308	1143	1164	1945	1012	933	84.3	88.5	80.1
Lorestan.....	1580	794	787	1271	674	598	80.4	84.9	76.0
Mazandaran.....	2834	1421	1413	2428	1268	1161	85.7	89.2	82.1
Markazi	1288	651	637	1080	574	506	83.8	88.1	79.5
Hormozgan.....	1377	700	677	1152	607	545	83.7	86.8	80.5
Hamedan	1598	801	797	1320	698	621	82.6	87.1	78.0
Yazd	954	492	462	838	443	394	87.8	90.0	85.4

**16. 3. NUMBER OF LITERATE PEOPLE AND LITERACY RATE AMONG POPULATION
AGED SIX AND OVER IN URBAN AND RURAL AREAS BY SEX AND OSTAN, 1390
CENSUS (continued)
(1000 persons- percent)**

Ostan	Urban areas								
	Population aged six and over			Literate			Literacy rate		
	Both sexes	Male	Female	Both sexes	Male	Female	Both sexes	Male	Female
Total country	48609	24442	24167	43048	22358	20690	88.6	91.5	85.6
East Azarbayejan.....	2348	1183	1166	2017	1070	947	85.9	90.5	81.2
West Azarbayejan	1739	872	867	1460	781	679	83.9	89.5	78.4
Ardebil	721	365	357	616	330	286	85.4	90.5	80.1
Esfahan.....	3808	1925	1883	3397	1769	1628	89.2	91.9	86.5
Alborz	1990	1005	985	1812	934	878	91.1	92.9	89.2
Ilam	323	163	160	280	147	133	86.8	90.4	83.2
Bushehr	628	344	284	532	289	242	84.6	84.0	85.3
Tehran	10397	5205	5192	9492	4857	4636	91.3	93.3	89.3
Chaharmahal&Bakhtiari ...	469	236	233	409	215	193	87.1	91.2	82.9
South Khorasan	329	167	162	296	154	141	89.9	92.7	87.1
Khorasan-e-Razavi.....	3859	1929	1930	3463	1778	1685	89.7	92.2	87.3
North Khorasan	399	200	199	350	182	167	87.7	91.1	84.2
Khuzestan	2869	1441	1428	2514	1310	1205	87.6	90.9	84.3
Zanjan	575	290	285	503	264	238	87.4	91.2	83.6
Semnan.....	444	223	221	405	208	197	91.3	93.2	89.3
Sistan&Baluchestan	1046	526	519	851	455	397	81.4	86.5	76.3
Fars	2831	1421	1410	2531	1302	1229	89.4	91.6	87.1
Qazvin	796	403	393	690	361	328	86.7	89.7	83.6
Qom	976	496	481	853	450	403	87.4	90.8	83.8
Kordestan	890	447	442	732	394	339	82.3	88.0	76.6
Kerman	1510	760	751	1318	676	641	87.2	89.0	85.4
Kermanshah	1238	618	620	1054	552	503	85.2	89.3	81.1
Kohgiluyeh&Boyerahmad ..	307	154	153	273	143	130	88.7	92.7	84.7
Golestan	814	406	408	716	372	344	88.0	91.7	84.3
Gilan.....	1392	690	701	1260	646	614	90.5	93.5	87.6
Lorestan.....	975	484	491	827	430	397	84.8	88.7	80.9
Mazandaran.....	1554	777	777	1399	720	679	90.0	92.7	87.4
Markazi	950	481	469	840	441	399	88.4	91.7	85.0
Hormozgan.....	693	355	338	623	326	297	89.8	91.7	87.8
Hamedan	952	474	479	830	431	398	87.1	91.0	83.3
Yazd	788	403	386	707	370	337	89.6	91.8	87.4

**16. 3. NUMBER OF LITERATE PEOPLE AND LITERACY RATE AMONG POPULATION
AGED SIX AND OVER IN URBAN AND RURAL AREAS BY SEX AND OSTAN, 1390
CENSUS (continued)
(1000 persons- percent)**

Ostan	Rural areas								
	Population aged six and over			Literate			Literacy rate		
	Both sexes	Male	Female	Both sexes	Male	Female	Both sexes	Male	Female
Total country	19023	9612	9411	14287	7752	6534	75.1	80.6	69.4
East Azarbayejan.....	1024	518	506	751	416	335	73.3	80.3	66.2
West Azarbayejan	1013	514	499	710	406	303	70.1	79.0	60.8
Ardebil	406	205	202	295	164	130	72.6	80.4	64.7
Esfahan.....	643	331	312	509	277	232	79.2	83.8	74.4
Alborz	207	107	100	170	91	79	82.2	84.8	79.4
Ilam	180	91	89	134	73	61	74.5	80.0	68.8
Bushehr	287	157	131	235	133	101	81.7	85.3	77.4
Tehran	787	422	364	624	338	286	79.4	80.1	78.5
Chaharmahal&Bakhtiyari ...	327	164	163	249	136	114	76.2	82.6	69.7
South Khorasan	256	127	130	187	99	88	73.0	78.4	67.7
Khorasan-e-Razavi.....	1476	733	743	1142	603	538	77.3	82.2	72.5
North Khorasan	367	179	188	265	142	123	72.3	79.0	65.9
Khuzestan	1128	572	556	828	457	371	73.4	80.0	66.6
Zanjan	340	168	172	251	134	117	73.8	79.8	67.9
Semnan.....	131	68	63	104	57	47	78.8	83.3	74.0
Sistan&Baluchestan	1054	520	534	652	359	293	61.9	69.0	54.9
Fars	1316	664	652	1052	561	491	79.9	84.4	75.4
Qazvin	291	148	144	224	121	103	76.9	82.2	71.6
Qom	51	28	23	36	21	15	71.6	74.9	67.6
Kordestan	457	229	228	318	178	139	69.5	77.9	61.1
Kerman	1087	548	539	819	431	388	75.3	78.6	72.0
Kermanshah	531	273	259	393	220	172	73.9	80.8	66.6
Kohgiluyeh&Boyerahmad..	272	135	138	202	108	94	74.3	80.5	68.2
Golestan	761	378	383	591	316	275	77.6	83.5	71.8
Gilan.....	916	453	463	685	366	319	74.8	80.8	68.9
Lorestan.....	605	309	296	444	244	200	73.5	78.9	67.8
Mazandaran.....	1280	644	636	1029	547	482	80.4	85.0	75.7
Markazi	338	170	168	240	132	107	71.0	77.9	63.9
Hormozgan.....	681	343	338	528	280	248	77.5	81.7	73.2
Hamedan	645	327	318	490	267	223	75.9	81.6	70.1
Yazd	166	89	76	131	73	58	78.9	81.9	75.4

Source: Statistical Centre of Iran.

16. 4. PRIVATE HOUSEHOLDS BY SEX OF THE HEAD OF HOUSEHOLD, NUMBER OF MEMBERS, AND NUMBER OF LITERATE AND ILLITERATE MEMBERS, 1390 CENSUS

Sex of the head and number of members	Total	Literate				
		None	1 person	2 persons	3 persons	4 persons and more
Both sexes	21110481	1614873	2027891	6876806	4641691	5865655
1 person	1511911	811787	676567	××	××	××
2 persons	3877727	620991	646873	2585128	××	××
3 persons	5724891	95008	505135	3048909	2054652	××
4 persons	5567191	45937	136679	1021034	1889898	2462811
5 persons	2638888	19415	40270	163631	543844	1869314
6 persons	1127167	12987	14858	42801	118040	937785
7 persons	382608	3645	3970	9370	23910	341626
8 persons	164784	2425	1903	3539	7398	149483
9 persons	66988	1298	854	1367	2480	60974
10 persons and more	48326	1380	782	1027	1469	43662
Male	18562409	866389	1351987	6371415	4288981	5612622
1 person	473342	129333	329293	××	××	××
2 persons	3259915	572106	363157	2302233	××	××
3 persons	5269671	84757	470631	2862046	1832032	××
4 persons	5323419	42130	129494	993530	1783266	2364477
5 persons	2526055	17841	38221	157841	525889	1783920
6 persons	1076023	12006	14074	41078	113749	894445
7 persons	365812	3390	3762	9003	23125	326448
8 persons	157678	2285	1804	3381	7122	143051
9 persons	64253	1230	818	1319	2388	58484
10 persons and more	46241	1311	733	984	1410	41797
Female	2548072	748484	675904	505391	352710	253033
1 person	1038569	682454	347274	××	××	××
2 persons	617812	48885	283716	282895	××	××
3 persons	455220	10251	34504	186863	222620	××
4 persons	243772	3807	7185	27504	106632	98334
5 persons	112833	1574	2049	5790	17955	85394
6 persons	51144	981	784	1723	4291	43340
7 persons	16796	255	208	367	785	15178
8 persons	7106	140	99	158	276	6432
9 persons	2735	68	36	48	92	2490
10 persons and more	2085	69	49	43	59	1865

16. 4. PRIVATE HOUSEHOLDS BY SEX OF THE HEAD OF HOUSEHOLD, NUMBER OF MEMBERS AND NUMBER OF LITERATE AND ILLITERATE MEMBERS, 1390 CENSUS (continued)

Sex of the head and number of members	Illiterate					Not stated
	None	1 person	2 persons	3 persons	4 persons and more	
Both sexes	14580412	3831556	2244072	261751	109125	83565
1 person	677238	811116	××	××	××	23557
2 persons	2633532	609374	610086	××	××	24735
3 persons	4569516	658718	425502	49968	××	21187
4 persons	4344447	723116	427259	48157	13380	10832
5 persons	1669261	544709	350973	52952	18579	2414
6 persons	503091	300626	243570	50811	28373	696
7 persons	125291	110659	103578	27273	15720	87
8 persons	39396	45799	49420	16755	13378	36
9 persons	12386	17147	20160	8588	8692	15
10 persons and more	6254	10292	13524	7247	11003	6
Male	13476486	2528632	2142126	243924	100226	71015
1 person	329613	129013	××	××	××	14716
2 persons	2314720	356341	566435	××	××	22419
3 persons	4313205	489042	404272	42947	××	20205
4 persons	4227145	619045	411486	44164	11057	10522
5 persons	1626524	490238	340425	50050	16475	2343
6 persons	488253	275027	237236	48618	26218	671
7 persons	121116	102104	101226	26455	14827	84
8 persons	37986	42428	48242	16259	12728	35
9 persons	11932	15927	19661	8372	8347	14
10 persons and more	5992	9467	13143	7059	10574	6
Female	1103926	1302924	101946	17827	8899	12550
1 person	347625	682103	××	××	××	8841
2 persons	318812	253033	43651	××	××	2316
3 persons	256311	169676	21230	7021	××	982
4 persons	117302	104071	15773	3993	2323	310
5 persons	42737	54471	10548	2902	2104	71
6 persons	14838	25599	6334	2193	2155	25
7 persons	4175	8555	2352	818	893	3
8 persons	1410	3371	1178	496	650	1
9 persons	454	1220	499	216	345	1
10 persons and more	262	825	381	188	429	0

Source: Statistical Centre of Iran.

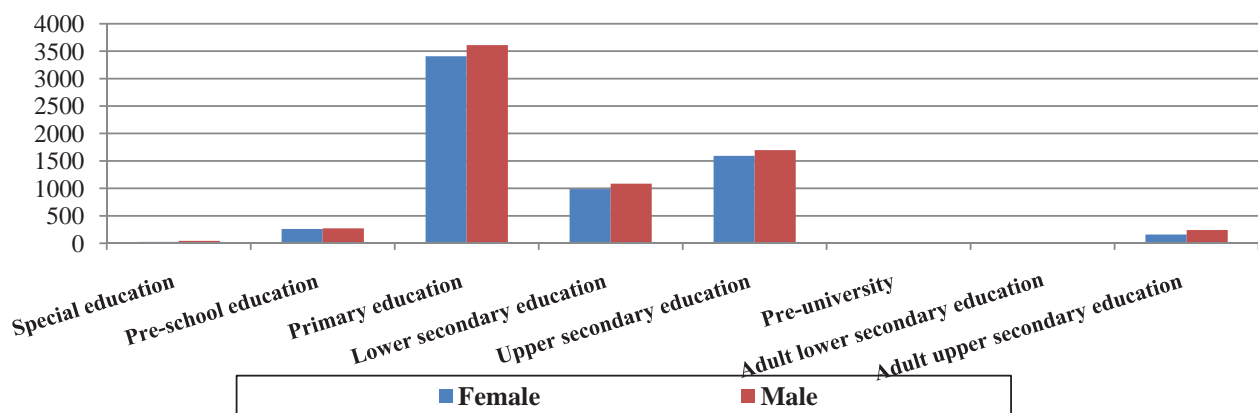
16. 5. STUDENTS AND TEACHING AND CLERICAL STAFF AT DIFFERENT EDUCATIONAL LEVELS

Academic year and educational level	Student ⁽¹⁾			Teaching and clerical staff	
	Total	Male	Female	Teaching	Clerical
1375-76	18588130	9921855	8666275	597075	341996
1380-81	17882515	9359952	8522563	664672	344911
1385-86	14984301	7741044	7243257	664657	253351
1388-89	13468082	6981372	6486710	542259	257587
1389-90	13247047	6839475	6407572	602600	268668
1390-91.....	13351254	6932408	6418846	602571	263101
1391-92...	13226473	6861311	6365162	619698	253104
1392-93.....	13406458	6964461	6441997	630449	230816
Special education	72698	44979	27719	15306	5726
Pre-school education	531924	271658	260266	0	0
Primary education	7018285	3610900	3407385	284271	91816
Lower secondary education	2071173	1085222	985951	130961	49063
Upper secondary education	3288156	1696561	1591595	199911	84211
Pre-university	0	0	0	0	0
Adult lower secondary education	21790	13054	8736	⁽²⁾ 0	⁽²⁾ 0
Adult upper secondary education	402432	242087	160345	⁽²⁾ 0	⁽²⁾ 0
Adult pre-university education	0	0	0	0	0

1. Referring to the public and non-profit institutions.
 2. Provision of the employees in this level is not made by the Ministry of Education.
 Sources: Ministry of Education;
 -Organization for the Education of Special Children.

16.1. STUDENTS BY EDUCATIONAL LEVEL AND SEX, ACADEMIC YEAR 1392-1393

Thousand persons



For data see Table 16. 5.

16. 6. STUDENTS AND TEACHING AND CLERICAL STAFF OF THE MINISTRY OF EDUCATION BY OSTAN, ACADEMIC YEAR 1392-93

Ostan	Student ⁽¹⁾			Teaching and clerical staff ⁽¹⁾	
	Both sexes	Male	Female	Teaching ⁽²⁾	Clerical ⁽³⁾
Total country.....	12446416	6435587	6010829	631520	345693
East Azarbayejan.....	592373	309846	282527	30613	15087
West Azarbayejan	535668	285654	250014	24545	11288
Ardebil.....	204009	106321	97688	12966	6495
Esfahan.....	751156	381311	369845	36448	21243
Alborz	382027	195954	186073	14682	7676
Ilam	93793	48596	45197	8106	3593
Bushehr	171651	88623	83028	9160	5473
Tehran.....	1833598	934222	899376	67982	42643
Chaharmahal&Bakhtiari	159681	81678	78003	10674	5740
South Khorasan	137440	70808	66632	9384	5038
Khorasan-e-Razavi.....	1075308	555040	520268	55688	28896
North Khorasan	155274	80891	74383	9782	5273
Khuzestan.....	852898	446074	406824	40665	21344
Zanjan	160906	84654	76252	9581	5696
Semnan.....	102392	52418	49974	5556	3500
Sistan&Baluchestan	552981	297415	255566	23878	11841
Fars.....	745498	381264	364234	41761	23904
Qazvin	192710	99988	92722	9473	5997
Qom.....	203023	103218	99805	8928	5376
Kordestan	240919	127685	113234	16460	8569
Kerman.....	505263	258149	247114	27925	16123
Kermanshah	300927	158991	141936	18107	9172
Kohgiluyeh&Boyerahmad	129499	66967	62532	9501	4930
Golestan	292761	151930	140831	14275	7201
Gilan.....	360385	183619	176766	20270	9580
Lorestan.....	294379	154016	140363	18457	9034
Mazandaran.....	459983	233957	226026	28029	12944
Markazi	214581	110523	104058	9045	6572
Hormozgan.....	304985	157561	147424	15362	10327
Hamedan	260841	136619	124222	15539	9517
Yazd	179507	91595	87912	8678	5621


1. Excluding the special and adult and pre-school educational courses.

2. Including the data of the teachers employed in the clerical level (teaching staff).

3. Including the data of the Ministry of Education staff.

Source: Ministry of Education.

16.2. STUDENT - TEACHER RATIO, ACADEMIC YEAR 1392 - 1393



For Data See Tabel 16.6

16. 7. SPECIAL STUDENTS BY EDUCATIONAL LEVELS

Year and educational level	Student
1375-76	64077
1380-81	72904
1385-86	67882
1388-89 ⁽¹⁾	101450
1389-90	74286
1390-91	82326
1391-92 ⁽¹⁾	74342
1392-93	72698
Pre-school	10758
Primary school	43966
Pre-technical lower secondary school	6747
Lower-secondary school	1446
Upper-secondary I and pre-university school	1927
Technical upper-secondary school	7854

1. Including the students in inclusive and integrative education, autistic students and upper secondary technical (special) students.

Source: Organization for the Education of Special Children.

-Ministry of Education.

16. 8. STUDENTS, TEACHING STAFF AND FACILITIES IN SPECIAL EDUCATION COURSE

Academic year and Ostan	Student			Teaching and clerical staff		School	Class
	Total	Male	Female	Teaching	Clerical		
1375-76	64077	38762	25315	⁽¹⁾ 12003	⁽¹⁾ 000	978	7425
1380-81	72904	43744	29160	11260	4645	923	9133
1385-86.....	67882	41075	26807	11131	5614	1349	10834
1388-89.....	101450	59514	41936	10142	8051	2983	11011
1389-90.....	74286	45311	28975	11050	8192	1672	12583
1390-91.....	82326	50457	31869	11421	6976	1750	14532
1391-92.....	73101	45090	28011	12660	7482	1418	12269
1392-93.....	72698	44979	27719	15306	5726	1644	12629
East Azarbayejan.....	3639	2270	1369	671	214	68	593
West Azarbayejan	2087	1327	760	435	111	33	375
Ardebil	1270	798	472	226	75	30	190
Esfahan.....	4996	3003	1993	1084	421	113	878
Alborz	1870	1037	833	331	124	21	267
Ilam	537	334	203	232	62	20	114
Bushehr	1057	655	402	246	72	32	225
Tehran	9218	5517	3701	1658	716	122	1507
Chaharmahal&Bakhtiyari	1178	754	424	314	120	39	283
South Khorasan	1391	853	538	305	99	34	273
Khorasan-e-Razavi.....	7380	4668	2712	1432	483	159	1237
North Khorasan	994	624	370	221	60	41	162
Khuzestan	4021	2496	1525	828	267	79	689
Zanjan	826	526	300	236	92	25	150
Semnan.....	679	424	255	192	67	21	145
Sistan&Baluchestan	2596	1735	861	380	107	44	364
Fars	4887	2970	1917	1060	470	137	855
Qazvin	1122	666	456	265	89	28	183
Qom	1358	817	541	248	113	22	199
Kordestan	1119	734	385	333	107	21	234
Kerman	3614	2306	1308	714	391	106	670
Kermanshah	1330	834	496	331	116	39	250
Kohgiluyeh&Boyerahmad	890	531	359	222	88	56	183
Golestan	1907	1193	714	315	114	34	281
Gilan.....	2280	1451	829	550	174	58	459
Lorestan.....	1772	1047	725	485	143	63	348
Mazandaran.....	3003	1821	1182	673	231	49	501
Markazi	1106	659	447	226	105	27	174
Hormozgan.....	1854	1237	617	388	193	50	338
Hamedan	1567	973	594	390	192	45	297
Yazd	1150	719	431	315	110	28	205

1. Statistics on teaching and clerical staff were not available separately for the academic year 1375-76 and were reported under teaching staff.

Source: Organization for the Education of Special Children.
-Ministry of Education.

16. 9. PRE-SCHOOL STUDENTS, TEACHING STAFF AND FACILITIES

Academic year and Ostan	Student			Teaching and clerical staff ⁽²⁾		School	Class
	Total	Male	Female	Teaching ⁽¹⁾	Clerical		
1375-76	195181	99842	95339	6025	1736	3322	8497
1380-81	329062	160822	168240	110	13686	9581	16119
1385-86	552932	268349	284583	14523	1260	20543	26589
1388-89	452258	221844	230414	1847	184	16299	23413
1389-90	464453	225305	239148	39	44	15831	22132
1390-91.....	475395	232630	242765	390	⁽³⁾ 0	16113	23504
1391-92	459017	232028	226989	0	0	⁽³⁾ 13419	⁽³⁾ 18651
1392-93	531924	271658	260266	0	0	16010	27132
East Azarbayejan.....	50292	26283	24009	0	0	1356	2995
West Azarbayejan	23324	12084	11240	0	0	572	1278
Ardebil	9894	5245	4649	0	0	210	459
Esfahan.....	37034	18952	18082	0	0	879	2120
Alborz	14312	7214	7098	0	0	519	643
Ilam	2811	1443	1368	0	0	123	108
Bushehr	8789	4524	4265	0	0	273	260
Tehran	68221	35622	32599	0	0	2010	3344
Chaharmahal&Bakhtiari	9805	4871	4934	0	0	441	604
South Khorasan	6953	3546	3407	0	0	194	423
Khorasan-e-Razavi.....	20350	10126	10224	0	0	647	1161
North Khorasan	2084	965	1119	0	0	57	75
Khuzestan	31043	15529	15514	0	0	1033	1359
Zanjan	8798	4615	4183	0	0	311	455
Semnan.....	4557	2366	2191	0	0	89	166
Sistan&Baluchestan	7125	3800	3325	0	0	222	290
Fars	24933	12467	12466	0	0	746	1448
Qazvin	12821	6707	6114	0	0	402	654
Qom	6536	3286	3250	0	0	195	254
Kordestan	15585	8131	7454	0	0	436	805
Kerman	20519	10068	10451	0	0	716	664
Kermanshah	11572	6058	5514	0	0	550	617
Kohgiluyeh&Boyerahmad	5795	2510	3285	0	0	217	329
Golestan	18373	9362	9011	0	0	210	565
Gilan.....	20305	10112	10193	0	0	1186	1556
Lorestan.....	15462	7578	7884	0	0	318	986
Mazandaran.....	22773	11822	10951	0	0	273	1031
Markazi	11885	6068	5817	0	0	430	428
Hormozgan.....	16311	8436	7875	0	0	485	853
Hamedan	13621	6743	6878	0	0	676	906
Yazd	10041	5125	4916	0	0	234	296

1. From the academic year 1380-81 onwards, decrease or increase in figures compared to the previous year is due to the changes in the status of some of staff.

2. Changes is based on the yearly policies of the Ministry of Education on allocating or not allocating the teaching staff to the pre-school course from the elementary course surplus staff.

3. Based on the overall policies of the Ministry of Education, the public pre-school course will be omitted gradually.

Source: Ministry of Education

16. 10. STUDENTS, EDUCATIONAL STAFF AND FACILITIES IN PRIMARY SCHOOL

Academic year and Ostan	Student			Teaching and clerical staff		School	Class
	Total	Male	Female	Teaching	Clerical		
1375-76	9238393	4885665	4352728	298755	96617	63101	327595
1380-81	7513015	3924999	3588016	309260	83225	68836	313529
1385-86	5827851	3009561	2818290	267516	65315	64646	278335
1388-89.....	5591752	2878290	2713462	208872	71076	57115	252140
1389-90.....	5632825	2898799	2734026	234832	78847	58811	256910
1390-91.....	5701521	2932282	2769239	235193	83688	57619	259519
1391-92 ⁽¹⁾	6850992	3522913	3328079	260999	78358	58816	301798
1392-93.....	7018285	3610900	3407385	284271	91816	60066	306399
East Azarbayejan.....	335554	172234	163320	14067	4219	3259	15667
West Azarbayejan	310487	160942	149545	12340	3188	3018	13039
Ardebil	112791	58031	54760	5706	1619	1419	5768
Esfahan.....	406917	208957	197960	15159	5631	2538	17061
Alborz	211297	109264	102033	5837	2354	763	7399
Ilam	50979	26226	24753	3564	769	692	2999
Bushehr	100428	51787	48641	4357	1437	801	4404
Tehran	993427	509933	483494	28513	11554	3156	34276
Chaharmahal&Bakhtiari	89157	45400	43757	4682	1351	971	4515
South Khorasan	76650	39313	37337	4644	1120	1193	4398
Khorasan-e-Razavi.....	623295	320070	303225	25463	8324	4675	26988
North Khorasan	88019	45489	42530	4557	1270	1097	4468
Khuzestan	491557	253352	238205	19845	6514	4254	21660
Zanjan	90280	46315	43965	4319	1233	1019	4192
Semnan.....	56293	28926	27367	2343	708	408	2389
Sistan&Baluchestan	367484	191219	176265	14439	3997	3804	16126
Fars	408703	211123	197580	17684	6156	3806	18509
Qazvin	110010	56830	53180	4126	1578	820	4532
Qom	115044	58863	56181	3396	1532	534	4163
Kordestan	140008	71959	68049	7948	2333	1880	7217
Kerman	286595	147704	138891	12251	3950	3000	14187
Kermanshah	165690	85607	80083	8171	2337	2327	7790
Kohgiluyeh&Boyerahmad	71174	36309	34865	4352	1118	1630	4370
Golestan	172829	88592	84237	6543	2158	1224	7244
Gilan.....	186484	95650	90834	9012	2525	1996	9450
Lorestan.....	165415	85380	80035	7859	2308	2643	8395
Mazandaran.....	246514	126024	120490	10553	3328	1976	10814
Markazi	117854	60571	57283	4170	1481	1120	5116
Hormozgan.....	178414	91559	86855	7784	2272	1909	8216
Hamedan	145950	74829	71121	6787	2071	1458	6755
Yazd	102986	52442	50544	3800	1381	676	4292

1. Remarkable change of data compared to the previous year is due to the changes occurred in the educational system.
Source: Ministry of Education.

16. 11. STUDENTS, TEACHING STAFF, AND FACILITIES IN LOWER SECONDARY SCHOOL

Academic year and Ostan	Student			Teaching and clerical staff		School	Class
	Total	Male	Female	Teaching	Clerical		
1375-76	5188812	2845092	2343720	162602	78845	25828	162434
1380-81	4953894	2698328	2255566	182751	82887	29672	172776
1385-86	3938661	2100894	1837767	181045	73714	31651	164781
1388-89.....	3292246	1733942	1558304	151935	68428	26981	136239
1389-90.....	3244901	1705332	1539569	170358	69404	26241	134328
1390-91.....	3228405	1693270	1535135	165764	65074	25451	132185
1391-92 ⁽¹⁾	2112875	1110458	1002417	154713	66361	23285	88813
1392-93.....	2071173	1085222	985951	130961	49063	22765	87555
East Azarbayejan.....	100757	53226	47531	6769	2403	1237	4462
West Azarbayejan	88795	48412	40383	4872	2040	853	3504
Ardebil	34510	17911	16599	2939	934	533	1737
Esfahan.....	128234	65937	62297	7057	3006	1222	5191
Alborz	63384	32685	30699	3104	1130	391	2158
Ilam	14796	7770	7026	1782	358	230	765
Bushehr	27458	14246	13212	1779	686	369	1216
Tehran	310899	159758	151141	13314	5410	1777	10950
Chaharmahal&Bakhtiyari	26163	13521	12642	2339	692	433	1273
South Khorasan	23489	12203	11286	1872	796	341	1166
Khorasan-e-Razavi.....	182764	95428	87336	12021	4580	2059	8223
North Khorasan	25828	13794	12034	2132	851	433	1300
Khuzestan	138126	73922	64204	8690	3256	1511	6072
Zanjan	27056	14324	12732	2031	768	405	1282
Semnan.....	17384	9118	8266	1094	390	212	714
Sistan&Baluchestan	79580	45728	33852	4207	1791	954	3284
Fars	124825	64339	60486	8215	3095	1529	5308
Qazvin	31680	16641	15039	2019	754	323	1316
Qom	34146	17554	16592	1962	798	214	1298
Kordestan	39103	21185	17918	3331	1183	523	1866
Kerman	82936	42804	40132	6100	2238	1096	3776
Kermanshah	48474	25939	22535	3677	1452	533	2143
Kohgiluyeh&Boyerahmad	20322	10414	9908	1941	707	392	1102
Golestan	47772	25422	22350	3338	1084	635	2026
Gilan.....	64975	33258	31717	4211	1367	828	2814
Lorestan.....	47704	25161	22543	4307	1406	672	2258
Mazandaran.....	81113	41331	39782	6003	1861	1003	3439
Markazi	36774	19184	17590	1853	921	411	1521
Hormozgan.....	48648	25591	23057	3028	1084	758	2222
Hamedan	44184	23330	20854	3395	1273	569	1997
Yazd	29294	15086	14208	1579	749	319	1172

1. Remarkable change of data compared to the previous year is due to the changes occurred in the educational system.
Source: Ministry of Education.

16. 12. STUDENTS, EDUCATIONAL STAFF AND FACILITIES IN UPPER SECONDARY SCHOOL

Academic year and Ostan	Student ⁽¹⁾			Teaching and clerical staff ⁽²⁾		School ⁽¹⁾	Class ⁽¹⁾
	Total	Male	Female	Teaching	Clerical		
1375-76 ⁽³⁾	3480635	1817665	1662970	117690	64839	12222	110514
1380-81 ⁽⁴⁾	3985150	2020296	1964854	161291	105467	17200	148340
1385-86	3695947	1890567	1805380	190442	107448	22044	155274
1388-89.....	3259659	1713585	1546074	169463	109848	20774	142834
1389-90.....	3038847	1601595	1437252	186321	112181	20775	134505
1390-91.....	2957328	1567691	1389637	189803	107363	20905	132130
1391-92 ⁽⁵⁾	3278036	1683347	1594689	188070	100903	21671	148205
1392-93.....	3288156	1696561	1591595	199911	84211	21793	152724
East Azarbayejan.....	152680	82278	70402	9030	4030	1145	7071
West Azarbayejan	134381	75025	59356	6892	2922	851	5950
Ardebil	55474	29612	25862	4055	1716	543	2765
Esfahan.....	211281	103527	107754	13117	5094	1284	10010
Alborz	105663	53079	52584	5385	1914	421	4374
Ilam	27492	14269	13223	2521	996	262	1566
Bushehr	42724	21939	20785	2755	1299	384	2098
Tehran	520952	259485	261467	24246	8987	2260	21847
Chaharmahal&Bakhtiari	43236	22020	21216	3304	1399	428	2194
South Khorasan	35916	18439	17477	2545	1292	278	1783
Khorasan-e-Razavi.....	262199	135040	127159	16700	7435	1651	12561
North Khorasan	40461	21003	19458	2845	1324	295	2017
Khuzestan	219368	116401	102967	11253	5208	1346	10084
Zanjan	42769	23501	19268	2987	1388	276	1907
Semnan.....	28050	13951	14099	1917	709	231	1463
Sistan&Baluchestan	103389	58774	44615	4842	2467	773	4653
Fars	207323	102937	104386	14755	6034	1611	10184
Qazvin	49935	25868	24067	3044	1369	326	2222
Qom	52556	26018	26538	3310	1273	252	2316
Kordestan	60710	33825	26885	4824	1981	440	2920
Kerman	132285	65441	66844	8839	3997	1030	6649
Kermanshah	85461	46631	38830	5872	2374	532	3886
Kohgiluyeh&Boyerahmad	37172	19740	17432	2967	1293	333	1995
Golestan	70334	36783	33551	4056	1774	566	3262
Gilan.....	106744	53305	53439	6463	2692	820	5223
Lorestan.....	79641	42506	37135	5782	2463	642	3914
Mazandaran.....	129564	64903	64661	10772	3410	936	6275
Markazi	58892	30136	28756	2784	1530	400	2676
Hormozgan.....	76123	39201	36922	4132	2398	630	3496
Hamedan	69237	37547	31690	4948	2105	525	3215
Yazd	46144	23377	22767	2969	1338	322	2148

1. Excluding pre-university.

2. Including teaching and clerical staff of pre-university course as of the academic year 1375-76.

3. Including upper secondary education under the old and new systems.

4. Since the academic year 1379-80, the whole secondary school is new system due to the elimination of the old secondary system.

5. Remarkable change in the data compared to the previous year is due to the changes in the educational system.

Source: Ministry of Education.

16. 13. UPPER SECONDARY SCHOOL STUDENTS BY LEVEL AND FIELD OF STUDY AND OSTAN, ACADEMIC YEAR 1392-93

Ostan	Total			First grade		Second and third grades					
						Theoretical upper secondary		Technical and vocational		Work and knowledge	
	Both sexes	Male	Female	Male	Female	Male	Female	Male	Female	Male	Female
Total country	3288156	1696561	1591595	518262	464013	488487	589824	205197	112017	281512	165124
East Azarbayejan	152680	82278	70402	25198	21228	22480	23801	10877	7089	13855	7314
West Azarbayejan.....	134381	75025	59356	22501	17904	21833	22793	8190	3861	13042	5492
Ardebil.....	55474	29612	25862	8832	7586	7501	9427	4099	2274	5906	2557
Esfahan	211281	103527	107754	32128	31028	27819	37707	14181	8475	17062	12850
Alborz.....	105663	53079	52584	16274	15079	15454	19260	6196	4098	9673	5830
Ilam.....	27492	14269	13223	3799	3490	4357	5198	1297	628	2173	1221
Bushehr.....	42724	21939	20785	6887	6238	5666	7626	2211	1439	4617	2405
Tehran.....	520952	259485	261467	79396	75074	82840	99581	29660	19155	34515	23522
Chaharmahal&Bakhtiari ..	43236	22020	21216	6509	6066	6430	7588	2215	1637	4201	2646
South Khorasan.....	35916	18439	17477	5652	5149	4742	6208	2229	1299	3466	1955
Khorasan-e-Razavi	262199	135040	127159	43105	38463	37349	45342	14746	8058	24042	15204
North Khorasan.....	40461	21003	19458	6463	5605	5173	6906	2658	1285	4206	2400
Khuzestan	219368	116401	102967	35728	29832	34628	41737	12577	4476	21210	10340
Zanjan	42769	23501	19268	6666	5446	6467	7101	3239	1334	3997	2231
Semnan	28050	13951	14099	4192	4085	3850	4884	1741	938	2397	1907
Sistan&Baluchestan.....	103389	58774	44615	19497	14227	19179	18260	4491	1452	9590	3945
Fars	207323	102937	104386	30924	29508	28938	38727	12581	6236	16851	10395
Qazvin	49935	25868	24067	7992	7124	6506	8569	3488	1726	5580	2995
Qom	52556	26018	26538	8236	8128	8151	10129	2914	1878	3373	2061
Kordestan.....	60710	33825	26885	10267	7776	9156	10000	4495	2161	6161	2731
Kerman	132285	65441	66844	20232	19376	18712	26228	9557	4927	9975	5125
Kermanshah	85461	46631	38830	12679	10730	14448	15202	5319	3033	7706	3231
Kohgiluyeh&Boyerahmad..	37172	19740	17432	5502	4687	6126	6802	2002	839	3273	1638
Golestan.....	70334	36783	33551	11213	9834	10861	12030	3842	2195	5785	3563
Gilan	106744	53305	53439	16023	14973	13974	19844	7995	4109	9839	6179
Lorestan	79641	42506	37135	12196	10493	14051	14890	5529	2188	5835	3437
Mazandaran	129564	64903	64661	19881	19054	16523	21050	10224	6231	10022	8390
Markazi.....	58892	30136	28756	9151	8399	8258	10335	4578	2488	4784	3034
Hormozgan	76123	39201	36922	12474	11211	10277	13946	3804	1993	9034	4250
Hamedan.....	69237	37547	31690	11419	9541	9887	10330	5263	2687	6500	4193
Yazd	46144	23377	22767	7246	6679	6851	8323	2999	1828	2842	2083

16. 13. UPPER SECONDARY SCHOOL STUDENTS BY LEVEL AND FIELD OF STUDY AND OSTAN, ACADEMIC YEAR 1392-93 (continued)

Ostan	Forth grade		Semester /unit- based method	
	Male	Female	Male	Female
Total country	175828	247244	27275	13373
East Azarbayejan.....	8008	10036	1860	934
West Azarbayejan	7613	8783	1846	523
Ardebil	2800	3863	474	155
Esfahan.....	11438	17263	899	431
Alborz	5209	8094	273	223
Ilam	1623	2225	1020	461
Bushehr	2072	3055	486	22
Tehran	30542	42471	2532	1664
Chaharmahal&Bakhtiyari	2442	3279	223	0
South Khorasan	1949	2736	401	130
Khorasan-e-Razavi.....	13517	18840	2281	1252
North Khorasan	1854	2774	649	488
Khuzestan	10144	16029	2114	553
Zanjan	2362	2896	770	260
Semnan.....	1550	2129	221	156
Sistan&Baluchestan	5752	6717	265	14
Fars	10671	16586	2972	2934
Qazvin	2260	3513	42	140
Qom	3164	4117	180	225
Kordestan	3371	4081	375	136
Kerman	6858	11188	107	0
Kermanshah	5262	6547	1217	87
Kohgiluyeh&Boyerahmad	2355	2923	482	543
Golestan	3970	5401	1112	528
Gilan.....	4819	8241	655	93
Lorestan.....	4473	5963	422	164
Mazandaran.....	6873	9367	1380	569
Markazi	2808	4340	557	160
Hormozgan.....	3481	5522	131	0
Hamedan	3874	4729	604	210
Yazd	2714	3536	725	318

Source: Ministry of Education.

16. 14. PRE-UNIVERSITY STUDENTS AND EDUCATIONAL FACILITIES

Academic year and Ostan	Student			School	Class
	Total	Male	Female		
1375-76.....	107345	48802	58543	233	3254
1380-81	477228	182732	294496	3834	16902
1385-86.....	421158	155624	265534	6280	20213
1386-87.....	438515	162522	275993	6637	21179
1387-88.....	447187	172372	274815	6909	21838
1388-89.....	409861	154673	255188	5812	19086
1389-90.....	435035	170370	264665	8442	20736
1390-91.....	440559	177227	263332	8593	20762
East Azarbayejan.....	19545	8580	10965	418	1010
West Azarbayejan	16900	7754	9146	299	760
Ardebil	7366	3024	4342	149	354
Esfahan.....	29601	10885	18716	588	1377
Alborz	12607	4862	7745	162	524
Ilam	4757	1859	2898	119	238
Bushehr	5613	2183	3430	155	323
Tehran	70039	27950	42089	1083	3046
Chaharmahal&Bakhtiari	6160	2438	3722	145	322
South Khorasan	4757	1918	2839	118	246
Khorasan-e-Razavi.....	31941	12635	19306	574	1567
North Khorasan	4820	1812	3008	79	218
Khuzestan	26981	10356	16625	518	1190
Zanjan	6224	2680	3544	126	270
Semnan.....	3964	1589	2375	82	191
Sistan&Baluchestan	10722	4473	6249	268	527
Fars	30527	11514	19013	649	1494
Qazvin	6226	2277	3949	123	278
Qom	6886	2952	3934	97	291
Kordestan	8694	3949	4745	174	379
Kerman	18224	6646	11578	443	950
Kermanshah	13398	5773	7625	206	570
Kohgiluyeh&Boyerahmad	5850	2825	3025	166	342
Golestan	10056	4302	5754	165	416
Gilan.....	13605	4958	8647	302	696
Lorestan.....	13234	5918	7316	278	633
Mazandaran.....	18143	7327	10816	398	907
Markazi	7720	3064	4656	150	361
Hormozgan.....	9068	3389	5679	217	447
Hamedan	9855	4369	5486	174	461
Yazd	7076	2966	4110	168	374

Source: Ministry of Education.

16. 15. PRE-UNIVERSITY STUDENTS BY FIELD OF STUDY

Academic year and Ostan	Total			Mathematics		Experimental sciences		Humanities ⁽¹⁾		Arts	
	Total	Male	Female	Male	Female	Male	Female	Male	Female	Male	Female
1375-76	107345	48802	58543	19864	11413	20837	30550	8101	16580	×	×
1380-81	477228	182732	294496	89160	75045	41946	105656	51164	111308	462	2487
1385-86	421158	155624	265534	69900	55331	40209	103655	45158	102547	357	4001
1386-87	438515	162522	275993	72344	57869	39219	105093	50523	108521	436	4510
1387-88	447187	172372	274815	75104	58530	40505	105167	56254	106735	509	4383
1388-89	409861	154673	255188	74563	59853	39352	103351	40401	88919	357	3065
1389-90	435035	170370	264665	76391	59177	49494	116162	44121	85996	364	3330
1390-91	440559	177227	263332	78970	58519	54105	119415	43719	81950	433	3448
East Azarbayejan.....	19545	8580	10965	3811	2937	2692	4940	2062	2946	15	142
West Azarbayejan	16900	7754	9146	2308	1417	3461	4953	1974	2726	11	50
Ardebil	7366	3024	4342	1067	635	1054	2157	903	1527	0	23
Esfahan.....	29601	10885	18716	6232	4931	2924	8311	1697	5024	32	450
Alborz	12607	4862	7745	2788	2207	1142	3414	932	1975	0	149
Ilam	4757	1859	2898	591	334	793	1524	475	1040	0	0
Bushehr	5613	2183	3430	1101	631	588	1594	494	1144	0	61
Tehran	70039	27950	42089	17849	13571	5117	15387	4762	11949	222	1182
Chaharmahal&Bakhtiyari	6160	2438	3722	829	703	850	1846	759	1139	0	34
South Khorasan	4757	1918	2839	584	410	590	1234	744	1160	0	35
Khorasan-e-Razavi.....	31941	12635	19306	5416	4009	4143	9109	3040	6002	36	186
North Khorasan	4820	1812	3008	725	619	592	1433	495	956	0	0
Khuzestan	26981	10356	16625	4029	2657	3098	7822	3229	6045	0	101
Zanjan	6224	2680	3544	1006	878	873	1576	801	1075	0	15
Semnan.....	3964	1589	2375	852	705	354	909	383	746	0	15
Sistan&Baluchestan	10722	4473	6249	831	745	1564	2626	2078	2848	0	30
Fars	30527	11514	19013	5514	3508	3562	9891	2424	5465	14	149
Qazvin	6226	2277	3949	1137	917	630	1769	510	1194	0	69
Qom	6886	2952	3934	1342	738	851	1841	744	1307	15	48
Kordestan	8694	3949	4745	1382	919	1716	2556	851	1270	0	0
Kerman	18224	6646	11578	2338	1947	2154	5037	2131	4457	23	137
Kermanshah	13398	5773	7625	1755	1340	2447	4079	1571	2206	0	0
Kohgiluyeh&Boyerahmad	5850	2825	3025	642	419	1048	1497	1135	1096	0	13
Golestan	10056	4302	5754	1301	904	1642	2865	1359	1899	0	86
Gilan.....	13605	4958	8647	2398	1860	1267	3619	1268	3071	25	97
Lorestan.....	13234	5918	7316	1695	1341	2355	3835	1851	2112	17	28
Mazandaran.....	18143	7327	10816	3592	2680	2032	4439	1703	3538	0	159
Markazi	7720	3064	4656	1524	1076	835	2057	682	1493	23	30
Hormozgan.....	9068	3389	5679	1187	1239	1366	2805	836	1608	0	27
Hamedan	9855	4369	5486	1946	1495	1398	2495	1025	1459	0	37
Yazd	7076	2966	4110	1198	747	967	1795	801	1473	0	95

1. Including students studying Ma'aref course since academic year 1380-81.
Source: Ministry of Education.

16. 16. STUDENTS AND TEACHING STAFF IN IRANIAN SCHOOLS ABROAD

Year and educational level	Student	Teaching staff
1375-76.....	15924	1024
1380-81.....	16125	1086
1385-86.....	14595	1633
1388-89.....	16747	1657
1389-90.....	16915	⁽¹⁾ 1620
1390-91.....	16557	1867
1391-92.....	13945	1866
1392-93.....	13393	000
Primary.....	7860	000
Lower secondary.....	2172	000
Upper secondary.....	3361	000

1. Decrease in the figures in comparison to the previous year is due to strengthening e-learning system.

Source: Ministry of Education.

16. 17. STUDENTS AND EDUCATIONAL FACILITIES OF ADULTS LOWER SECONDARY COURSES

Academic year and Ostan	Student			School	Class
	Total	Male	Female		
1375-76	86968	51609	35359	541	2623
1380-81	51011	26252	24759	522	1978
1385-86	40894	15833	25061	461	1852
1388-89	16746	5724	11022	278	1828
1389-90	27824	11323	16501	771	4169
1390-91	26067	12142	13925	787	3009
1391-92 ⁽¹⁾	21018	11026	9992	979	1136
1392-93	21790	13054	8736	848	1295
East Azarbayejan.....	1690	1217	473	60	130
West Azarbayejan	1304	962	342	48	65
Ardebil	311	221	90	20	32
Esfahan.....	2197	1278	919	51	90
Alborz	508	217	291	23	33
Ilam	179	116	63	13	12
Bushehr	260	165	95	14	13
Tehran	1866	883	983	76	123
Chaharmahal&Bakhtiari	241	161	80	8	11
South Khorasan	111	70	41	6	7
Khorasan-e-Razavi.....	3125	2003	1122	105	168
North Khorasan	446	221	225	13	19
Khuzestan	1797	1123	674	43	73
Zanjan	442	230	212	21	32
Semnan.....	166	110	56	7	10
Sistan&Baluchestan	343	266	77	15	17
Fars	1566	969	597	74	126
Qazvin	506	241	265	13	28
Qom	503	214	289	10	24
Kordestan	427	166	261	22	37
Kerman	773	608	165	26	29
Kermanshah	196	100	96	11	18
Kohgiluyeh&Boyerahmad	297	208	89	14	17
Golestan	295	160	135	19	24
Gilan.....	380	199	181	21	23
Lorestan.....	421	219	202	34	37
Mazandaran.....	499	203	296	26	33
Markazi	435	189	246	16	20
Hormozgan.....	224	192	32	21	20
Hamedan	243	120	123	13	22
Yazd	39	23	16	5	2

1. Remarkable change of data compared to the previous year is due to the changes occurred in the Educational system.

Source: Ministry of Education.

16. 18. STUDENTS AND EDUCATIONAL FACILITIES OF ADULTS UPPER SECONDARY COURSES

Academic year and Ostan	Student			School	Class
	Total	Male	Female		
1375-76 ⁽¹⁾	223161	131872	91289	667	6478
1380-81.....	322680	208001	114679	1602	12363
1385-86.....	323916	204367	119549	2599	16167
1388-89.....	261044	169338	91706	2371	14850
1389-90.....	288339	157409	130930	2761	15739
1390-91.....	396246	242616	153630	4034	27608
1391-92 ⁽²⁾	431434	256449	174985	5284	24159
1392-93	402432	242087	160345	5233	35350
East Azarbayejan.....	15176	10038	5138	255	2046
West Azarbayejan	12807	8186	4621	202	1244
Ardebil	8182	4916	3266	140	851
Esfahan.....	25064	15196	9868	239	1745
Alborz	19698	11032	8666	152	1578
Ilam	4604	3062	1542	102	515
Bushehr	6606	3806	2800	125	588
Tehran	57889	33291	24598	482	4393
Chaharmahal&Bakhtiyari	5806	3829	1977	75	475
South Khorasan	2562	1626	936	41	310
Khorasan-e-Razavi.....	26465	15583	10882	421	2479
North Khorasan	4903	2792	2111	81	493
Khuzestan	40852	26760	14092	357	2987
Zanjan	4990	3041	1949	52	499
Semnan.....	2428	1365	1063	58	277
Sistan&Baluchestan	12547	8814	3733	164	989
Fars	27722	16063	11659	436	2976
Qazvin	8246	4258	3988	58	700
Qom	5820	3120	2700	50	406
Kordestan	8909	5359	3550	96	711
Kerman	16145	10501	5644	247	1406
Kermanshah	7987	5255	2732	76	626
Kohgiluyeh&Boyerahmad	6764	4773	1991	94	564
Golestan	10867	5938	4929	137	873
Gilan.....	14233	8177	6056	237	1272
Lorestan.....	10724	6839	3885	216	1099
Mazandaran.....	12190	6491	5699	226	1102
Markazi	3956	1686	2270	72	436
Hormozgan.....	8120	4659	3461	175	748
Hamedan	7280	3957	3323	108	771
Yazd	2890	1674	1216	59	191

1. Including students in both old and new systems.

2. Remarkable change of data compared to the previous year is due to the changes occurred in the educational system.

Source: Ministry of Education.

16. 19. ADULTS PRE-UNIVERSITY STUDENTS AND EDUCATIONAL FACILITIES

Academic year and Ostan	Student			School	Class
	Total	Male	Female		
1380-81	177420	94719	82701	1393	5952
1385-86	115060	54774	60286	1873	6103
1386-87.....	113147	53648	59499	1857	5899
1387-88.....	99538	51738	47800	1783	5350
1388-89.....	83066	44462	38604	1604	4842
1389-90.....	40537	24031	16506	1227	3139
1390-91.....	43407	24093	19314	1067	2978
East Azarbayejan.....	2626	1489	1137	100	254
West Azarbayejan	2229	1265	964	52	144
Ardebil	1592	923	669	35	97
Esfahan.....	1379	459	920	33	96
Alborz	1316	774	542	28	85
Ilam	14	0	14	1	2
Bushehr	755	415	340	26	90
Tehran	5112	3044	2068	91	314
Chaharmahal&Bakhtiari	676	397	279	16	44
South Khorasan	82	30	52	6	13
Khorasan-e-Razavi.....	2326	1264	1062	73	181
North Khorasan	182	63	119	7	18
Khuzestan	2806	1573	1233	61	170
Zanjan	568	223	345	12	36
Semnan.....	187	102	85	7	15
Sistan&Baluchestan	1896	968	928	49	125
Fars	3127	1889	1238	73	202
Qazvin	599	242	357	11	32
Qom	853	545	308	14	45
Kordestan	1003	752	251	22	60
Kerman	2703	1518	1185	51	157
Kermanshah	1697	1427	270	25	79
Kohgiluyeh&Boyerahmad	910	422	488	23	64
Golestan	1173	301	872	21	64
Gilan.....	1286	850	436	51	124
Lorestan.....	1906	884	1022	51	136
Mazandaran.....	1573	667	906	56	142
Markazi	577	347	230	12	29
Hormozgan.....	793	435	358	25	66
Hamedan	1172	693	479	26	71
Yazd	289	132	157	9	23

Source: Ministry of Education.

16. 20. INSTRUCTORS OF LITERACY MOVEMENT ORGANIZATION BY SEX

Year and Ostan	Both sexes	Male	Female
1375	55122	13695	41427
1380	30778	6738	24040
1385	49585	7611	41974
1388.....	44065	6793	37272
1389.....	38202	5166	33036
1390 ⁽¹⁾	13784	1836	11948
1391.....	14759	2019	12740
1392.....	2122	567	1555
East Azarbayejan.....	77	33	44
West Azarbayejan	29	19	10
Ardebil	60	15	45
Esfahan.....	11	4	7
Alborz	13	6	7
Ilam	34	21	13
Bushehr	1	1	0
Tehran	154	0	154
Chaharmahal&Bakhtiyari	13	2	11
South Khorasan	3	1	2
Khorasan-e-Razavi.....	45	14	31
North Khorasan	43	21	22
Khuzestan	46	27	19
Zanjan	18	7	11
Semnan.....	12	4	8
Sistan&Baluchestan	674	192	482
Fars	5	2	3
Qazvin	9	1	8
Qom	1	0	1
Kordestan	315	21	294
Kerman	189	39	150
Kermanshah	25	8	17
Kohgiluyeh&Boyerahmad	121	76	45
Golestan	1	0	1
Gilan.....	27	6	21
Lorestan.....	1	1	0
Mazandaran.....	5	3	2
Markazi	1	1	0
Hormozgan.....	145	31	114
Hamedan	26	3	23
Yazd	18	8	10

1. Decrease in the number of instructors of Literacy Movement Organization as of the year 1390, is due to Entrusting the educational activities of the mentioned organization to the real or natural persons
Source: Literacy Movement Organization.

16. 21. ADULT LEARNERS AND CLASSES OF LITERACY MOVEMENT COURSES IN RURAL AND URBAN AREAS

Year and course	Learners			Class		
	Total	Urban	Rural ⁽¹⁾	Total	Urban	Rural ⁽¹⁾
<i>Preliminary course</i>						
1375.....	491476	230659	260817	39562	18429	21133
1380.....	256657	124275	132382	20781	10048	10733
1385.....	634087	101753	135841	142187	131088	123218
1388.....	546517	200318	346199	45563	⁽²⁾ 17612	⁽²⁾ 27951
1389.....	413885	173905	239980	37433	16841	20592
1390 ⁽⁴⁾	⁽³⁾ 4766	2611	2155	370	267	103
1391.....	1184	935	249	114	95	19
<i>Complementary course</i>						
1375.....	330943	164001	166942	26942	13117	13825
1380.....	183758	85712	98046	15505	7280	8225
1385.....	407990	160724	247266	34622	13813	20809
1388.....	567017	181434	385583	45664	⁽²⁾ 15123	⁽²⁾ 30541
1389.....	471165	190867	280298	43818	18766	25052
1390 ⁽⁴⁾	281565	122930	158635	27546	12282	15264
1391.....	93523	41605	51918	5308	2436	2872
<i>Final course</i>						
1375.....	160789	82725	78064	9892	4983	4909
1380.....	131181	57587	73594	9189	4057	5132
1385.....	186049	79654	106395	13967	5854	8113
1387 ⁽⁵⁾	23280	9687	13593	1728	719	1009
1388.....	16186	6399	9787	1214	⁽²⁾ 520	⁽²⁾ 694
1389.....	87112	35582	51530	7587	3041	4546
<i>Fifth grade course</i>						
1375.....	112935	59907	53028	6633	3341	3292
1380.....	69842	32624	37218	4616	2120	2496
1385.....	129289	56460	72829	9255	3894	5361
1387 ⁽⁵⁾	5667	2274	3393	420	169	251
1388.....	93	38	55	7	⁽²⁾ 3	⁽²⁾ 4
1389.....	685	238	447	50	18	32
<i>Literacy education course⁽⁶⁾</i>						
1375.....	×	×	×	×	×	×
1380.....	×	×	×	×	×	×
1385.....	×	×	×	×	×	×
1388.....	×	×	×	×	×	×
1389.....	×	×	×	×	×	×
1390.....	271012	102832	168180	14857	6002	8855
1391.....	309137	158724	150413	13821	7216	6605
1392.....	178416	91335	87081	512	319	193

16. 21. ADULT LEARNERS AND CLASSES OF LITERACY MOVEMENT COURSES IN RURAL AND URBAN AREAS (continued)

Year and course	Learners			Class		
	Total	Urban	Rural ⁽¹⁾	Total	Urban	Rural ⁽¹⁾
<i>Transition course</i> ⁽⁶⁾						
1375.....	×	×	×	×	×	×
1380.....	×	×	×	×	×	×
1385.....	×	×	×	×	×	×
1388.....	×	×	×	×	×	×
1389.....	×	×	×	×	×	×
1390.....	×	×	×	×	×	×
1391 ⁽⁷⁾	44008	21182	22826	2108	927	1181
1392.....	111199	56140	55059	988	368	620
<i>Stabilization course</i> ⁽⁶⁾						
1375.....	×	×	×	×	×	×
1380.....	×	×	×	×	×	×
1385.....	×	×	×	×	×	×
1388.....	×	×	×	×	×	×
1389.....	×	×	×	×	×	×
1390.....	74195	40095	34100	6692	3031	3661
1391 ⁽⁷⁾	209484	100569	108915	13927	6586	7341
1392.....	84819	41478	43341	1119	569	550

1. Including data related to nomads covered by Literacy Movement Organization.

2. Excluding the statistics of mixed classes.

3. Including the prisons and armed forces' project only.

4. The reason for decrease as of the year 1390 is due to decrease in instructors and change of the educational system.

5. The reason for decrease in figures in the final and fifth grade courses as of the year 1387 is due to the Organization's focus on the elementary and complementary educational courses.

6. The educational system changed to three courses of literacy education, transition and stabilization as of the year 1390.

7. revised figures.

Source: Literacy Movement Organization.

16. 22. ADULT LEARNERS OF LITERACY MOVEMENT BY AGE

Year and course	Total	10-19 years	20-29 years	30-39 years	40-49 years	50 years and over
<i>Preliminary course</i>						
1375.....	491476	120119	116661	126522	79840	48334
1380.....	256657	59907	52075	61770	49630	33275
1385.....	634087	101753	135841	142187	131088	123218
1388.....	546517	32324	148735	176646	166496	22316
1389.....	413885	19121	90915	139367	139161	25321
1390.....	4766	572	1542	1185	1397	70
1391⁽¹⁾.....	1184	197	635	215	129	8
<i>Complementary course</i>						
1375.....	330943	85772	92716	87383	44895	20177
1380.....	183758	44317	40913	48552	33144	16832
1385.....	407990	61622	87314	103460	87869	67725
1388.....	567017	33025	134773	181512	190784	26923
1389.....	471165	20225	100060	161083	166529	23268
1390.....	281565	10261	46745	89560	119534	15465
1391⁽¹⁾.....	93523	2517	16433	31172	41531	1870
<i>Final course</i>						
1375.....	145764	58173	48609	26152	8965	3865
1380.....	131181	32206	32468	37266	21077	8164
1385.....	186049	27840	38815	53866	40184	25344
1386.....	204033	27207	42395	58717	45942	29772
1387 ⁽²⁾	23280	1189	3724	7355	7982	3030
1388.....	16186	503	2075	5644	7336	628
1389.....	87112	2961	12714	29145	38686	3606
<i>Fifth grade course</i>						
1375.....	76124	29234	25047	14994	5154	1695
1380.....	69842	19537	20179	18510	8751	2865
1385.....	129289	20552	30643	40564	25183	12347
1386.....	104927	14901	24284	32735	21509	11498
1387 ⁽²⁾	5667	400	1024	2139	1545	559
1388.....	93	4	12	21	32	24
1389.....	685	5	66	266	298	50
<i>Literacy education course⁽³⁾</i>						
1380.....	×	×	×	×	×	×
1385.....	×	×	×	×	×	×
1388.....	×	×	×	×	×	×
1389.....	×	×	×	×	×	×
1390.....	271012	16756	43422	73582	134114	3138
1391 ⁽¹⁾	310988	19671	57829	83263	145410	4815
1392.....	178416	7682	26458	50765	92009	1502

16. 22. ADULT LEARNERS OF LITERACY MOVEMENT BY AGE (continued)

Year and course	Total	10-19 years	20-29 years	30-39 years	40-49 years	50 years and over
<i>Transition course⁽³⁾</i>						
1380.....	×	×	×	×	×	×
1385.....	×	×	×	×	×	×
1387.....	×	×	×	×	×	×
1389.....	×	×	×	×	×	×
1390.....	×	×	×	×	×	×
1391 ⁽¹⁾	44008	1401	6911	15624	19286	786
1392.....	111199	2337	13834	35873	58588	567
<i>Stabilization course⁽³⁾</i>						
1380.....	×	×	×	×	×	×
1385.....	×	×	×	×	×	×
1387.....	×	×	×	×	×	×
1388.....	×	×	×	×	×	×
1390.....	74195	2179	10977	23551	30843	6645
1391 ⁽¹⁾	209484	4339	29757	66667	91977	16744
1392.....	84819	1679	10946	27123	43273	1798

1. Revised figures.

2. The reason for decrease in figures in the final and fifth grade courses from the year 1387 onwards is the Organization's focus on elementary and complementary educational courses.

3. The educational system changed to literacy education, transition and stabilization courses as of the year 1390.

Source: Literacy Movement Organization.

16. 23. VILLAGES COVERED BY LITERACY MOVEMENT ORGANIZATION

Year and Ostan	Villages
1375.....	19039
1380.....	15575
1385.....	20036
1388.....	20958
1389.....	16808
1390.....	12272
1391.....	7731
1392.....	7731
East Azarbayejan.....	597
West Azarbayejan	238
Ardebil	279
Esfahan.....	91
Alborz	16
Ilam	102
Bushehr	78
Tehran	43
Chaharmahal&Bakhtiari	144
South Khorasan	107
Khorasan-e-Razavi.....	303
North Khorasan	112
Khuzestan	688
Zanjan	107
Semnan.....	9
Sistan&Baluchestan	970
Fars	612
Qazvin	73
Qom	1
Kordestan	440
Kerman	625
Kermanshah	247
Kohgiluyeh&Boyerahmad	187
Golestan	131
Gilan.....	377
Lorestan.....	170
Mazandaran.....	234
Markazi	22
Hormozgan.....	603
Hamedan	111
Yazd	14

Source: Literacy Movement Organization.

16. 24. STUDENTS COMPLETED⁽¹⁾ PRIMARY OR LOWER SECONDARY EDUCATION BY SEX

Academic year and Ostan	Primary			Lower secondary		
	Total	Male	Female	Total	Male	Female
1380-81.....	7172690	3723192	3449498	4340268	2256422	2083846
1385-86.....	5622081	2888553	2733528	3545396	1835973	1709423
1387-88.....	5557391	2852837	2704554	3352918	1744220	1608698
1388-89.....	5490130	2823135	2666995	3194888	1662008	1532880
1389-90.....	5551412	2849159	2702253	3163358	1645923	1517435
1390-91.....	5551412	2849159	2702253	3163358	1645923	1517435
1391-92.....	6674344	3426174	3248170	2094905	1099766	995139
East Azarbayejan.....	323830	166192	157638	100993	53462	47531
West Azarbayejan.....	301087	156601	144486	88503	48543	39960
Ardebil.....	110307	56583	53724	35561	18623	16938
Esfahan.....	389007	199123	189884	130936	67449	63487
Alborz.....	200892	103513	97379	64171	33356	30815
Ilam.....	49213	25337	23876	14988	7826	7162
Bushehr.....	92793	47624	45169	27512	14332	13180
Tehran.....	951458	486791	464667	317057	163091	153966
Chaharmahal&Bakhtiari.....	85646	43514	42132	26536	13851	12685
South Khorasan.....	73651	37724	35927	23628	12300	11328
Khorasan-e-Razavi.....	584939	299447	285492	183814	95750	88064
North Khorasan.....	83741	43078	40663	27248	14538	12710
Khuzestan.....	464047	238541	225506	140130	75210	64920
Zanjan.....	87795	45096	42699	26756	14233	12523
Semnan.....	54006	27804	26202	17387	8987	8400
Sistan&Baluchestan.....	323509	168971	154538	78538	44820	33718
Fars.....	390160	200452	189708	126525	65247	61278
Qazvin.....	105118	54211	50907	32433	17226	15207
Qom.....	107598	54943	52655	34513	17536	16977
Kordestan.....	134701	69244	65457	38969	21419	17550
Kerman.....	268337	137297	131040	83717	43158	40559
Kermanshah.....	158208	81560	76648	49816	26765	23051
Kohgiluyeh&Boyerahmad.....	66734	34139	32595	20952	10890	10062
Golestan.....	161885	82997	78888	47947	25428	22519
Gilan.....	185453	94593	90860	64967	33620	31347
Lorestan.....	158303	81564	76739	48544	25735	22809
Mazandaran.....	242530	123737	118793	81182	41525	39657
Markazi.....	113644	58129	55515	37710	19662	18048
Hormozgan.....	167151	85237	81914	49338	25973	23365
Hamedan.....	141906	72834	69072	45612	24235	21377
Yazd.....	96695	49298	47397	28922	14976	13946

1. Excluding adult students

Source: Ministry of Education.

16. 25. UPPER SECONDARY SCHOOL GRADUATES ⁽¹⁾ BY FIELD OF STUDY

Academic year and Ostan	Total			Mathematics and physics		Experimental sciences	
	Both sexes	Male	Female	Male	Female	Male	Female
1375-76.....	444703 ⁽³⁾	199018 ⁽³⁾	245685 ⁽³⁾	30800	21197	28457	51263
1380-81.....	836219	371606	464613	111213	96069	63024	135758
1385-86.....	859971	384582	475389	87237	72005	50989	131647
1386-87.....	802544	366847	435697	87307	71239	49672	123883
1387-88.....	899664	430317	469347	93877	73677	61545	136563
1388-89.....	833447	402451	430996	87622	65792	63863	136948
1389-90.....	859865	428762	431103	90635	63670	69622	141048
1390-91.....	650275	311667	338608	76653	49538	57305	119506
East Azarbayejan.....	27999	13780	14219	3357	2405	2697	4842
West Azarbayejan.....	24101	12490	11611	2014	1225	3382	4736
Ardebil.....	10038	5291	4747	863	502	1018	1817
Esfahan.....	42790	19237	23553	6187	4094	2840	7133
Alborz.....	19125	8708	10417	2661	1976	1343	3566
Ilam.....	5374	2643	2731	409	188	759	1313
Bushehr.....	7714	3799	3915	989	382	657	1642
Tehran.....	136717	63542	73175	22182	15461	8066	21254
Chaharmahal & Bakhtiari.....	8665	4003	4662	892	678	803	1443
South Khorasan.....	6985	3438	3547	584	350	679	1195
Khorasan-e-Razavi.....	48882	23203	25679	5134	3159	4570	8854
North Khorasan.....	7010	3439	3571	664	422	633	1361
Khuzestan.....	34541	16423	18118	3651	1888	3122	7916
Zanjan.....	8331	4374	3957	898	566	853	1445
Semnan.....	5425	2547	2878	756	475	449	946
Sistan & Baluchestan.....	16279	8685	7594	859	584	1867	2857
Fars.....	37277	16809	20468	4232	2289	3817	9257
Qazvin.....	10321	5094	5227	881	660	747	1758
Qom.....	11123	5273	5850	1493	816	944	2050
Kordestan.....	12189	6810	5379	1198	689	1450	2047
Kerman.....	25181	11658	13523	2361	1511	2041	4911
Kermanshah.....	16713	8117	8596	1418	969	2308	3771
Kohgiluyeh & Boyerahmad.....	6310	3365	2945	444	151	1040	1436
Golestan.....	12361	5792	6569	1131	681	1471	2785
Gilan.....	19872	9436	10436	1936	1270	1439	3670
Lorestan.....	13299	6645	6654	1191	614	1862	3240
Mazandaran.....	27631	13185	14446	3124	2097	2135	4156
Markazi.....	10862	5410	5452	1370	793	844	1910
Hormozgan.....	13498	6776	6722	1032	908	1305	2465
Hamedan.....	14296	7258	7038	1640	1179	1263	2127
Yazd.....	9366	4437	4929	1102	556	901	1603

16. 25. UPPER SECONDARY SCHOOL GRADUATES⁽¹⁾ BY FIELD OF STUDY (continued)

Academic year and Ostan	Humanities ⁽²⁾		Technical and vocational		Work and knowledge	
	Male	Female	Male	Female	Male	Female
1375-76.....	12891	29557	14204	7409	000	000
1380-81.....	86342	164203	27485	9944	83542	58639
1385-86.....	65588	140082	78826	51385	101942	80270
1386-87.....	64005	128525	71165	44914	94698	67136
1387-88.....	71996	138951	79888	45794	123011	74362
1388-89.....	68929	123577	73309	39099	108728	65580
1389-90.....	66585	117000	78368	41717	123552	67668
1390-91.....	33121	71145	60205	42787	84383	55632
East Azarbayejan.....	1231	2238	2849	2158	3646	2576
West Azarbayejan.....	1493	2378	2122	1367	3479	1905
Ardebil.....	465	830	1184	590	1761	1008
Esfahan.....	1619	4970	4404	3221	4187	4135
Alborz.....	631	1947	1636	1419	2437	1509
Ilam.....	235	532	410	236	830	462
Bushehr.....	235	693	633	424	1285	774
Tehran.....	6508	16028	12345	10200	14441	10232
Chaharmahal&Bakhtiyari.....	446	755	553	625	1309	1161
South Khorasan.....	515	931	655	424	1005	647
Khorasan-e-Razavi.....	2400	5696	4081	2913	7018	5057
North Khorasan.....	393	700	606	286	1143	802
Khuzestan.....	1609	3999	2571	1364	5470	2951
Zanjan.....	419	639	923	419	1281	888
Semnan.....	328	633	419	316	595	508
Sistan&Baluchestan.....	2395	2567	1085	355	2479	1231
Fars.....	1435	3760	3175	2315	4150	2847
Qazvin.....	430	954	1123	736	1913	1119
Qom.....	707	1367	1109	789	1020	828
Kordestan.....	455	917	1598	878	2109	848
Kerman.....	1519	3550	2666	1819	3071	1732
Kermanshah.....	829	1495	1371	1405	2191	956
Kohgiluyeh&Boyerahmad.....	432	628	420	240	1029	490
Golestan.....	996	1673	717	669	1477	761
Gilan.....	984	2387	2361	1513	2716	1596
Lorestan.....	714	1174	1137	697	1741	929
Mazandaran.....	1257	2623	3374	2312	3295	3258
Markazi.....	409	1161	1328	717	1459	871
Hormozgan.....	644	1413	961	694	2834	1242
Hamedan.....	728	1256	1386	982	2241	1494
Yazd.....	660	1251	1003	704	771	815

1. Statistics provided until the academic year 1375-76 include graduates from daily course only, and from that academic year forward, the statistics include day and adults courses.

2. Including graduates from Ma'aref course since the academic year 1380-81.

3. Graduates of the old educational system were not available by field of study and are included in the total only.

Source: Ministry of Education.

16. 26. PRE-UNIVERSITY GRADUATES⁽¹⁾ BY FIELD OF STUDY

Academic year and Ostan	Total			Mathematics		Experimental sciences		Humanities ⁽²⁾		Arts	
	Both sexes	Male	Female	Male	Female	Male	Female	Male	Female	Male	Female
1380-81.....	506234	186730	319504	91805	82394	44911	114957	49031	117779	983	4374
1385-86.....	456215	161228	294987	72808	60510	42182	114423	45653	114870	585	5184
1386-87.....	459871	164909	294962	75549	61812	41632	114551	47215	113706	513	4893
1387-88.....	000	000	000	000	000	000	000	000	000	000	000
1388-89.....	000	000	000	000	000	000	000	000	000	000	000
1389-90.....	400146	150981	249165	43336	110004	72205	56720	35136	79561	304	2880
East Azarbayegan.....	18724	7569	11155	2217	5256	3637	2801	1715	3008	0	90
West Azarbayegan.....	16799	7272	9527	3003	4995	2250	1346	2019	3157	0	29
Ardebil.....	7127	3166	3961	1114	1701	964	612	1088	1620	0	28
Esfahan.....	27877	9559	18318	2553	7749	5662	4679	1320	5401	24	489
Ilam.....	3933	1296	2637	558	1405	491	363	247	869	0	0
Alborz.....	11478	4262	7216	829	3357	2927	2332	506	1527	0	0
Bushehr.....	5314	1873	3441	538	1602	934	596	401	1201	0	42
Tehran.....	58324	22360	35964	3408	12231	15733	12203	3085	10752	134	778
Chaharmahal&Bakhtiyari ..	5400	2026	3374	670	1697	751	647	605	1013	0	17
South Khorasan.....	4151	1488	2663	472	1146	502	409	514	1100	0	8
Khorasan-e-Razavi.....	30279	11037	19242	3432	8730	5095	4129	2461	6147	49	236
North Khorasan.....	4119	1291	2828	402	1276	562	512	327	1040	0	0
Khuzestan.....	24135	8680	15455	2221	6970	3719	2542	2740	5846	0	97
Zanjan.....	6184	2391	3793	706	1585	1044	1018	641	1179	0	11
Semnan.....	2736	1175	1561	213	566	733	480	229	491	0	24
Sistan&Baluchestan.....	9659	3859	5800	1313	2565	780	642	1766	2570	0	23
Fars.....	26465	9359	17106	2807	8772	4531	3257	2019	4914	2	163
Qazvin.....	5895	2024	3871	583	1706	976	854	454	1268	11	43
Qom.....	6245	2322	3923	614	1703	1178	709	519	1460	11	51
Kordestan.....	5614	2426	3188	974	1632	807	622	645	934	0	0
Kerman.....	16770	5940	10830	1728	4581	2276	2011	1906	4050	30	188
Kermanshah.....	11089	4434	6655	1729	3604	1452	1132	1242	1912	11	7
Kohgiluyeh&Boyerahmad ..	4158	1731	2427	726	1230	612	518	393	649	0	30
Golestan.....	9905	3980	5925	1506	2854	1371	1121	1103	1877	0	73
Gilan.....	13361	4663	8698	1215	3544	2363	2021	1085	3007	0	126
Lorestan.....	12675	5108	7567	1953	3775	1574	1361	1581	2409	0	22
Mazandaran.....	19066	7342	11724	1904	4822	3667	2827	1771	3937	0	138
Markazi.....	7244	2433	4811	650	2030	1365	1260	410	1497	8	24
Hormozgan.....	7702	2646	5056	1043	2392	1069	1249	534	1391	0	24
Hamedan.....	10772	4582	6190	1389	2684	1993	1607	1190	1865	10	34
Yazd.....	6946	2687	4259	866	1844	1187	860	620	1470	14	85

1. Including day and adults courses.

2. Including graduates from Ma'aref course since the academic year 1380-81.

Source: Ministry of Education

16. 27. LEARNERS COMPLETED LITERACY MOVEMENT COURSES BY SEX.

Year and Ostan	Total			Preliminary		Complementary		Final course	
	Both sexes	Male	Female	Male	Female	Male	Female	Male	Female
1375.....	622351	87132	535219	46094	223470	29816	172574	7902	96094
1380.....	452141	87426	364715	37675	133295	24402	104557	15635	79132
1385.....	1082367	155851	926516	86105	409240	43966	282157	15309	135806
1387.....	979895	146963	832932	88063	447694	57706	363518	929	17791
1388.....	513497	71811	441686	33686	152992	34404	224068	3686	64146
1389 ⁽¹⁾	513497	71811	441686	33686	152992	34404	224068	3686	64146
1390.....	407756	87447	320309	2064	343	31253	178453	×	×
1391.....	302586	71740	230846	870	62	13709	53389	×	×
East Azarbayejan	13751	3693	10058	141	1	758	2401	×	×
West Azarbayejan.....	28650	5482	23168	49	0	1612	8929	×	×
Ardebil.....	5640	1378	4262	16	0	280	941	×	×
Esfahan	2588	496	2092	8	0	9	396	×	×
Alborz.....	2532	368	2164	0	0	17	355	×	×
Ilam.....	3823	1624	2199	0	0	458	535	×	×
Bushehr.....	1026	232	794	0	0	5	45	×	×
Tehran.....	9765	1894	7871	0	0	128	1550	×	×
Chaharmahal&Bakhtiyari	1961	291	1670	0	0	33	241	×	×
South Khorasan.....	1521	492	1029	93	5	42	40	×	×
Khorasan-e-Razavi	17195	5548	11647	57	24	1462	3375	×	×
North Khorasan.....	3509	966	2543	0	0	57	380	×	×
Khuzestan	22222	5194	17028	94	1	789	3685	×	×
Zanjan.....	2923	1100	1823	0	0	261	625	×	×
Semnan	462	162	300	0	0	2	12	×	×
Sistan&Baluchestan.....	51657	12536	39121	111	13	3589	10454	×	×
Fars	6267	1385	4882	3	0	393	2105	×	×
Qazvin	2881	554	2327	3	0	14	394	×	×
Qom	4151	765	3386	0	0	147	370	×	×
Kordestan.....	17195	2309	14886	1	0	343	2833	×	×
Kerman	21875	5050	16825	253	15	605	828	×	×
Kermanshah	5852	1251	4601	0	0	265	1459	×	×
Kohgiluyeh&Boyerahmad.....	2976	766	2210	0	0	175	498	×	×
Golestan.....	8151	1259	6892	0	1	61	593	×	×
Gilan	12262	3071	9191	0	0	681	2671	×	×
Lorestan	20769	5888	14881	0	0	903	3237	×	×
Mazandaran	11514	2914	8600	0	0	263	2122	×	×
Markazi.....	1534	541	993	34	1	31	148	×	×
Hormozgan	14671	3629	11042	1	1	253	1617	×	×
Hamedan.....	2389	566	1823	6	0	49	465	×	×
Yazd	874	336	538	0	0	24	85	×	×

16. 27. LEARNERS COMPLETED LITERACY MOVEMENT COURSES BY SEX (continued)

Year and Ostan	Fifth grade		Literacy movement course		Transition	
	Male	Female	Male	Female	Male	Female
1375.....	3320	43081	×	×	×	×
1380.....	9714	47731	×	×	×	×
1385.....	10471	99313	×	×	×	×
1387.....	265	3929	×	×	×	×
1388.....	35	480	×	×	×	×
1389 ⁽¹⁾	35	480	×	×	×	×
1390.....	×	×	54130	141513	×	×
1391.....	×	×	53845	153523	3316	23872
East Azarbayejan.....	×	×	2443	5706	351	1950
West Azarbayejan.....	×	×	3430	11719	391	2520
Ardebil.....	×	×	878	2234	204	1087
Esfahan.....	×	×	464	1317	15	379
Alborz.....	×	×	342	1719	9	90
Ilam.....	×	×	1060	1184	106	480
Bushehr.....	×	×	202	536	25	213
Tehran.....	×	×	1753	5973	13	348
Chaharmahal&Bakhtiari.....	×	×	251	722	7	707
South Khorasan.....	×	×	301	510	56	474
Khorasan-e-Razavi.....	×	×	3887	5563	142	2685
North Khorasan.....	×	×	896	1409	13	754
Khuzestan.....	×	×	3878	12339	433	1003
Zanjan.....	×	×	820	967	19	231
Semnan.....	×	×	152	224	8	64
Sistan&Baluchestan.....	×	×	8836	28654	0	0
Fars.....	×	×	971	2301	18	476
Qazvin.....	×	×	514	1727	23	206
Qom.....	×	×	508	2217	110	799
Kordestan.....	×	×	1945	10607	20	1446
Kerman.....	×	×	3765	13288	427	2694
Kermanshah.....	×	×	986	3142	0	0
Kohgiluyeh&Boyerahmad.....	×	×	524	1162	67	550
Golestan.....	×	×	1190	6092	8	206
Gilan.....	×	×	1983	4257	407	2263
Lorestan.....	×	×	4985	11644	0	0
Mazandaran.....	×	×	2573	5866	78	612
Markazi.....	×	×	476	742	0	102
Hormozgan.....	×	×	3075	8352	300	1072
Hamedan.....	×	×	457	985	54	373
Yazd.....	×	×	300	365	12	88

1. Since Literacy Movement Organization accessed the illiterate people's personal information through the Databank of Targeted Subsidies in the second half of the year 1389, comparing the performance of the Organization in the second half of the year 1389 with the number of the illiterate people in the mentioned Databank shows that a number of people were literate; therefore they were crossed out from the literacy classes.

Source: Literacy Movement Organization

16. 28. TEACHING AND CLERICAL STAFF OF TEACHER TRAINING COURSES

Academic year	Teaching	Clerical
1375-76.....	1950	2640
1380-81.....	1176	2052
1385-86.....	1071	1788
1387-88.....	881	1411
1388-89.....	751	1526
1389-90.....	721	1460
1390-91.....	831	1093
1391-92.....	000	000

Source: Ministry of Education.

16. 29. STUDENTS AND CENTRES OF TEACHER TRAINING COURSES

Academic year and Ostan	Students			Centre
	Both sexes	Male	Female	
1375-76.....	16011	8447	7564	100
1380-81.....	11762	6267	5495	92
1385-86.....	13665	7771	5894	77
1387-88.....	9945	5663	4282	117
1388-89.....	4880	2551	2329	96
1389-90.....	30579	15358	15221	96
1390-91.....	35605	16740	18865	98
1391-92.....	000	000	000	000
East Azarbayejan.....	000	000	000	000
West Azarbayejan.....	000	000	000	000
Ardebil.....	000	000	000	000
Esfahan.....	000	000	000	000
Alborz.....	000	000	000	000
Ilam.....	000	000	000	000
Bushehr.....	000	000	000	000
Tehran.....	000	000	000	000
Chaharmahal&Bakhtiari.....	000	000	000	000
South Khorasan.....	000	000	000	000
Khorasan-e-Razavi.....	000	000	000	000
North Khorasan.....	000	000	000	000
Khuzestan.....	000	000	000	000
Zanjan.....	000	000	000	000
Semnan.....	000	000	000	000
Sistan&Baluchestan.....	000	000	000	000
Fars.....	000	000	000	000
Qazvin.....	000	000	000	000
Qom.....	000	000	000	000
Kordestan.....	000	000	000	000
Kerman.....	000	000	000	000
Kermanshah.....	000	000	000	000
Kohgiluyeh&Boyerahmad.....	000	000	000	000
Golestan.....	000	000	000	000
Gilan.....	000	000	000	000
Lorestan.....	000	000	000	000
Mazandaran.....	000	000	000	000
Markazi.....	000	000	000	000
Hormozgan.....	000	000	000	000
Hamedan.....	000	000	000	000
Yazd.....	000	000	000	000

Source: Ministry of Education.

16. 30. FULL-TIME AND PART-TIME TEACHING STAFF OF UNIVERSITIES AND HIGHER EDUCATION CENTRES⁽¹⁾ BY SEX

Academic year and Ostan	Both sexes	Male	Female
1375-76.....	40477	33306	7171
1380-81.....	54969	44899	10070
1385-86.....	82935	66358	16579
1388-89.....	111880	88316	23564
1389-90.....	142279	109228	33051
1390-91.....	171271	123718	47553
1391-92.....	184854	131996	52858
1392-93.....	192879	133790	59089
East Azarbayejan.....	8312	6234	2078
West Azarbayejan.....	6613	4863	1750
Ardebil.....	3254	2453	801
Esfahan.....	14190	9255	4935
Alborz.....	4709	3119	1590
Ilam.....	2474	1671	803
Bushehr.....	2921	1902	1019
Tehran.....	32373	23396	8977
Chaharmahal&Bakhtiari.....	2207	1517	690
South Khorasan.....	2671	1845	826
Khorasan-e-Razavi.....	13769	9613	4156
North Khorasan.....	2449	1610	839
Khuzestan.....	6397	4336	2061
Zanjan.....	3548	2524	1024
Semnan.....	4560	3119	1441
Sistan&Baluchestan.....	3630	2607	1023
Fars.....	10262	6528	3734
Qazvin.....	4947	3325	1622
Qom.....	3637	2841	796
Kordestan.....	2479	1897	582
Kerman.....	8289	5065	3224
Kermanshah.....	3878	2750	1128
Kohgiluyeh&Boyerahmad.....	2398	1875	523
Golestan.....	4539	3127	1412
Gilan.....	6142	4116	2026
Lorestan.....	3837	2634	1203
Mazandaran.....	11891	8308	3583
Markazi.....	4346	2785	1561
Hormozgan.....	3143	2123	1020
Hamedan.....	4303	2992	1311
Yazd.....	4711	3360	1351

1. Excluding Islamic Azad University.

Source: Ministry of Science, Research and Technology.

16. 31. FULL-TIME AND PART-TIME TEACHING STAFF OF UNIVERSITIES AND HIGHER EDUCATION CENTRES⁽¹⁾ BY SCIENTIFIC RANKING

Academic year and Ostan	Total	Faculty member					Non-faculty staff
		Full professor	Associate professor	Assistant professor	Lecturer	Assistant lecturer	
1375-76.....	40477	907	1923	9661	14059	1100	12827
1380-81.....	54969	1344	2596	14379	16055	948	19647
1385-86.....	82935	2146	3983	18737	20197	1254	36618
1388-89.....	111880	2411	5502	21188	24188	1550	57041
1389-90.....	142279	2768	5994	22879	24682	1634	84322
1390-91.....	171271	2789	6315	22585	17470	2288	119824
1391-92.....	184854	3482	7750	26811	14957	1193	130661
1392-93.....	192879	3447	7690	26119	14518	508	140597
East Azarbayejan.....	8312	174	468	1237	665	19	5749
West Azarbayejan.....	6613	98	234	837	421	13	5010
Ardebil.....	3254	4	66	274	153	5	2752
Esfahan.....	14190	283	695	1949	1215	25	10023
Alborz.....	4709	144	200	576	130	5	3654
Ilam.....	2474	0	8	177	205	1	2083
Bushehr.....	2921	4	18	236	307	2	2354
Tehran.....	32373	1672	3083	7804	2156	90	17568
Chaharmahal&Bakhtiyari.....	2207	11	65	312	132	4	1683
South Khorasan.....	2671	5	91	406	261	6	1902
Khorasan-e-Razavi.....	13769	287	479	1388	1097	40	10478
North Khorasan.....	2449	0	1	87	185	0	2176
Khuzestan.....	6397	91	230	817	574	18	4667
Zanjan.....	3548	21	75	511	207	1	2733
Semnan.....	4560	36	158	781	499	35	3051
Sistan&Baluchestan.....	3630	22	108	498	769	6	2227
Fars.....	10262	197	360	928	530	15	8232
Qazvin.....	4947	11	69	479	496	26	3866
Qom.....	3637	25	91	604	252	3	2662
Kordestan.....	2479	1	23	308	137	4	2006
Kerman.....	8289	94	228	938	648	90	6291
Kermanshah.....	3878	24	90	492	286	11	2975
Kohgiluyeh&Boyerahmad.....	2398	1	13	222	256	3	1903
Golestan.....	4539	16	88	372	332	16	3715
Gilan.....	6142	28	117	603	331	5	5058
Lorestan.....	3837	9	46	279	284	13	3206
Mazandaran.....	11891	92	241	1099	836	3	9620
Markazi.....	4346	11	45	406	300	9	3575
Hormozgan.....	3143	7	37	336	223	11	2529
Hamedan.....	4303	57	130	616	330	11	3159
Yazd.....	4711	22	133	547	301	18	3690

1. Excluding Islamic Azad University and Universities.

Source: Ministry of Science, Research and Technology.

16. 32. TEACHING STAFF^(1,2) OF ISLAMIC AZAD UNIVERSITY BY SEX

Academic year and Ostan	Both sexes	Male	Female
1375-76.....	18228	15943	2285
1380-81.....	24266	20509	3757
1385-86.....	51993	40983	11010
1388-89 ⁽³⁾	71931	54786	17145
1389-90.....	79780	58497	21283
1390-91.....	82113	59791	22322
1391-92.....	84134	60594	23540
1392-93.....	93186	66350	26836
East Azarbayejan.....	6393	4740	1653
West Azarbayejan.....	2442	1840	602
Ardebil.....	1728	1418	310
Esfahan.....	5844	3940	1904
Alborz.....	2114	1497	617
Ilam.....	859	659	200
Bushehr.....	1349	1034	315
Tehran.....	18209	11726	6483
Chaharmahal&Bakhtiari.....	883	600	283
South Khorasan.....	671	529	142
Khorasan-e-Razavi.....	4357	3118	1239
North Khorasan.....	709	513	196
Khuzestan.....	6443	4634	1809
Zanjan.....	2005	1547	458
Semnan.....	1628	1199	429
Sistan&Baluchestan.....	1310	986	324
Fars.....	5884	4140	1744
Qazvin.....	2453	1877	576
Qom.....	617	476	141
Kordestan.....	1005	785	220
Kerman.....	2927	1943	984
Kermanshah.....	1626	1166	460
Kohgiluyeh&Boyerahmad.....	1112	906	206
Golestan.....	1736	1254	482
Gilan.....	3333	2332	1001
Lorestan.....	2061	1524	537
Mazandaran.....	4953	3589	1364
Markazi.....	3317	2467	850
Hormozgan.....	1897	1369	528
Hamedan.....	1827	1352	475
Yazd.....	1494	1190	304

1. Including full-time, part-time, contract, and fellow staff.

2. Including a number of teaching staff of universities and higher education institutes covered by the Ministry of Science, Research and Technology who work with the Islamic Azad University.

3. Excluding overseas branches.

Source: Islamic Azad University.

16. 33. TEACHING STAFF^(1,2) OF ISLAMIC AZAD UNIVERSITY BY RANK

Academic year and Ostan	Total	Faculty member					Non-faculty staff
		Full professor	Associate professor	Assistant professor	Lecturer	Assistant lecturer	
1375-76.....	18228 ⁽³⁾	374	712	3184	13163	0	×
1380-81.....	24266	723	514	3737	15743	877	2672
1385-86.....	51993	680	726	6694	33195	2920	7778
1388-89 ⁽⁴⁾	71931	764	950	9505	43054	3559	14099
1389-90.....	79780	769	1106	11195	49190	2935	14585
1390-91.....	82113	770	1252	12360	50160	2599	14972
1391-92.....	84134	813	1287	12996	51178	3391	14469
1392-93.....	93186	863	1426	15559	54495	2853	17990
East Azarbayejan.....	6393	70	123	947	4406	232	615
West Azarbayejan.....	2442	11	12	279	1697	59	384
Ardebil.....	1728	19	9	293	1287	27	93
Esfahan.....	5844	46	106	893	2892	115	1792
Alborz.....	2114	37	58	415	607	7	990
Ilam.....	859	59	3	111	383	103	200
Bushehr.....	1349	3	3	130	830	45	338
Tehran.....	18209	359	612	4316	9414	229	3279
Chaharmahal&Bakhtiyari.....	883	8	13	144	666	29	23
South Khorasan.....	671	0	7	68	385	18	193
Khorasan-e-Razavi.....	4357	33	48	733	2339	216	988
North Khorasan.....	709	0	2	93	485	49	80
Khuzestan.....	6443	23	37	583	4998	405	397
Zanjan.....	2005	3	17	289	1186	49	461
Semnan.....	1628	8	13	434	969	25	179
Sistan&Baluchestan.....	1310	0	13	170	605	54	468
Fars.....	5884	43	34	806	4424	265	312
Qazvin.....	2453	22	55	596	1664	33	83
Qom.....	617	16	10	171	150	4	266
Kordestan.....	1005	0	4	163	401	58	379
Kerman.....	2927	28	31	506	1511	53	798
Kermanshah.....	1626	12	3	211	1115	139	146
Kohgiluyeh&Boyerahmad.....	1112	1	4	56	388	49	614
Golestan.....	1736	6	6	173	1289	40	222
Gilan.....	3333	14	49	475	1649	55	1091
Lorestan.....	2061	5	21	243	969	161	662
Mazandaran.....	4953	13	57	857	2789	74	1163
Markazi.....	3317	8	38	635	2130	78	428
Hormozgan.....	1897	10	12	203	919	94	659
Hamedan.....	1827	1	16	254	1232	21	303
Yazd.....	1494	5	10	312	716	67	384

1. Including full-time, part-time, contract and fellow teaching staff.

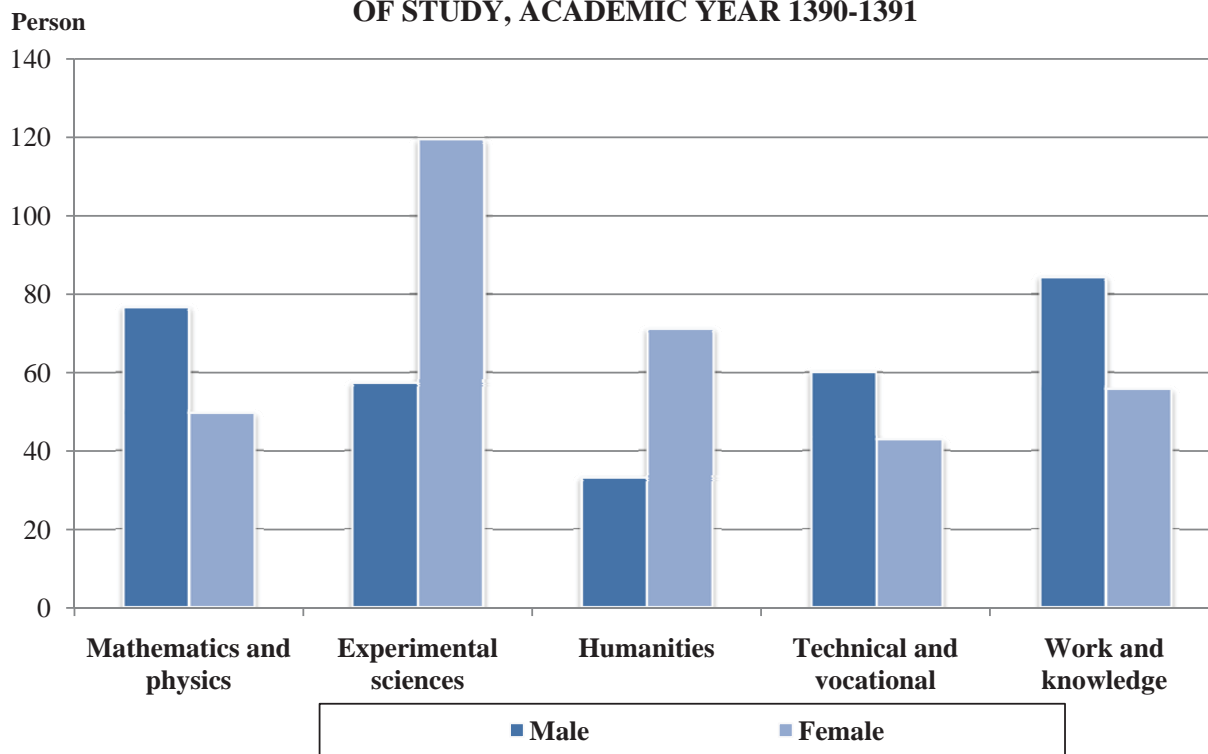
2. Including a number of teaching staff of universities and higher education institutes covered by the Ministry of Science, Research and Technology who work with the Islamic Azad University.

3. Including 795 fellow teaching staff who are not faculty members and are included in the total.

4. Excluding overseas branches.

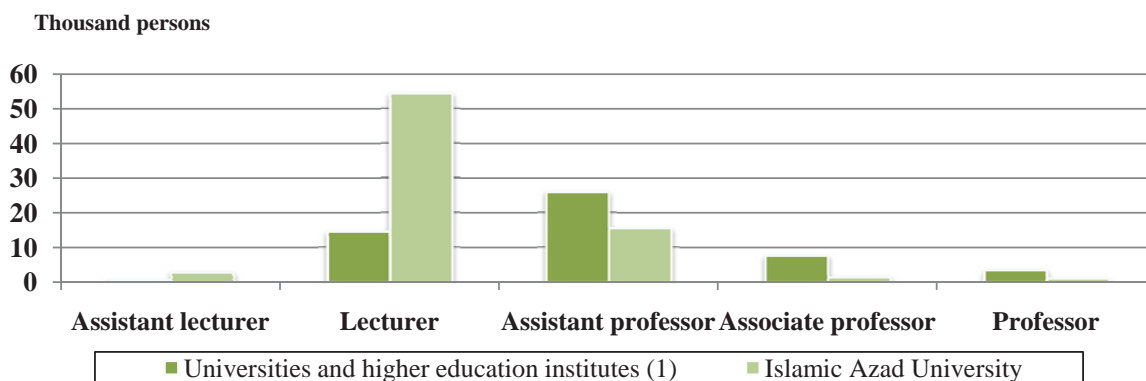
Source: Islamic Azad University.

16.3. GENERAL UPPER SECONDARY SCHOOL GRADUATES BY SEX AND FIELD OF STUDY, ACADEMIC YEAR 1390-1391



For data see Table 16.25.

16.4. TEACHING STAFF BY RANK, ACADEMIC YEAR 1392-1393



1) Excluding teaching staff of universities of the Ministry of Health and Medical Education.

For data see Tables 16.31 and 16.33.

16. 34. STUDENTS ENROLLED AT THE UNIVERSITIES AND HIGHER EDUCATION INSTITUTES^(1,2) BY SEX

Academic year and Ostan	Both sexes	Male	Female
1375-76.....	158056	90600	67456
1380-81.....	205026	98589	106437
1385-86 ⁽³⁾	237323	119840	117483
1388-89.....	822852	408561	414291
1389-90.....	739965	355092	384873
1390-91.....	837582	406701	430881
1391-92.....	796472	420413	376059
1392-93.....	783259	412228	371031
East Azarbayejan.....	34467	18340	16127
West Azarbayejan.....	21520	11428	10092
Ardebil.....	10773	5960	4813
Esfahan.....	53023	26335	26688
Alborz.....	18283	8876	9407
Ilam.....	10438	5354	5084
Bushehr.....	14436	8683	5753
Tehran.....	140317	74389	65928
Chaharmahal&Bakhtiari.....	8030	4101	3929
South Khorasan.....	10222	5760	4462
Khorasan-e-Razavi.....	61597	32459	29138
North Khorasan.....	8312	4631	3681
Khuzestan.....	29048	14625	14423
Zanjan.....	11973	6635	5338
Semnan.....	21079	10840	10239
Sistan&Baluchestan.....	17371	9236	8135
Fars.....	38572	19110	19462
Qazvin.....	24117	13491	10626
Qom.....	16459	9697	6762
Kordestan.....	11116	6134	4982
Kerman.....	30045	15206	14839
Kermanshah.....	14649	7591	7058
Kohgiluyeh&Boyerahmad.....	9752	5326	4426
Golestan.....	14510	7718	6792
Gilan.....	25346	13004	12342
Lorestan.....	18086	9293	8793
Mazandaran.....	45574	24531	21043
Markazi.....	15076	8354	6722
Hormozgan.....	13160	6318	6842
Hamedan.....	18487	9362	9125
Yazd.....	17421	9441	7980

1. Including those enrolled on the evening and comparative courses.(As of the academic year 1380-81 comparative courses were crossed out).

2. Excluding Islamic Azad University.

3. Excluding Payam-e-Noor university.

Source: Ministry of Science, Research and Technology.

16. 35. STUDENTS ENROLLED TO THE ISLAMIC AZAD UNIVERSITY BY SEX

Academic year and Ostan	Both sexes	Male	Female
1375-76.....	148745	82845	65900
1380-81.....	172810	86241	86569
1385-86.....	310187	000	000
1388-89.....	443592	277511	166081
1389-90.....	489780	302856	186924
1390-91.....	442956	268747	174209
1391-92.....	579614	364408	215206
1392-93.....	630122	389656	240466
East Azarbayejan.....	38157	26823	11334
West Azarbayejan.....	17867	11740	6127
Ardebil.....	9347	6304	3043
Esfahan.....	34367	21317	13050
Alborz.....	14112	7768	6344
Ilam.....	4135	2958	1177
Bushehr.....	10256	7303	2953
Tehran.....	147835	80140	67695
Chaharmahal&Bakhtiari.....	5029	3070	1959
South Khorasan.....	3673	2289	1384
Khorasan-e-Razavi.....	26366	15522	10844
North Khorasan.....	4270	2617	1653
Khuzestan.....	42861	29159	13702
Zanjan.....	8108	5094	3014
Semnan.....	14313	8844	5469
Sistan&Baluchestan.....	12928	8487	4441
Fars.....	39379	24695	14684
Qazvin.....	19632	12288	7344
Qom.....	3633	1926	1707
Kordestan.....	6547	4295	2252
Kerman.....	19578	11981	7597
Kermanshah.....	12973	9285	3688
Kohgiluyeh&Boyerahmad.....	5636	3956	1680
Golestan.....	12395	7905	4490
Gilan.....	19957	11998	7959
Lorestan.....	14711	9897	4814
Mazandaran.....	26134	15304	10830
Markazi.....	19697	13304	6393
Hormozgan.....	15963	10666	5297
Hamedan.....	10195	6650	3545
Yazd.....	10068	6071	3997

Source: Islamic Azad University.

16. 36. STUDENTS AT UNIVERSITIES AND HIGHER EDUCATION INSTITUTES⁽¹⁾ BY BROAD FIELD OF STUDY AND SEX

Academic year and broad field of study	All degrees			Associate's			Bachelor's		
	Both sexes	Male	Female	Both sexes	Male	Female	Both sexes	Male	Female
1375-76.....	579070	369907	209163	85165	58209	26956	418692	257327	161365
1380-81.....	759870	381505	378365	146389	90302	56087	532525	238509	294016
1385-86.....	1538874	650075	888799	283284	160800	122484	1131538	420798	710740
1388-89.....	2330850	1035705	1295145	629131	362008	267123	1500685	566461	934224
1389-90.....	2580403	1138142	1442261	651776	373428	278348	1697601	645125	1052476
1390-91.....	2828265	1251963	1576302	662471	381625	280846	1876303	723706	1152597
1391-92.....	2853499	1326929	1526570	592878	384956	207922	1929881	774937	1154944
1392-93.....	3167219	1541827	1625392	741225	485527	255698	2022412	855479	1166933
Medicine.....	171493	64328	107165	8437	6827	1610	79118	23419	55699
Humanities	1505364	617296	888068	294336	166918	127418	1070309	381609	688700
Basic sciences	198522	62184	136338	732	226	506	143997	43092	100905
Technical and engineering ..	899747	640320	259427	313505	253023	60482	504278	327622	176656
Agriculture and veterinary ..	179544	81735	97809	20734	16112	4622	126749	50427	76322
Arts.....	212549	75964	136585	103481	42421	61060	97961	29310	68651

Academic year and broad field of study	Master's			Professional doctorate			Speciality doctorate		
	Both sexes	Male	Female	Both sexes	Male	Female	Both sexes	Male	Female
1375-76.....	26832	22061	4771	39837	26533	13304	8544	5777	2767
1380-81.....	35481	26440	9041	34093	17574	16519	11382	8680	2702
1385-86.....	76406	43623	32783	29455	12842	16613	18191	12012	6179
1388-89.....	132797	71756	61041	37775	15414	22361	30462	20066	10396
1389-90.....	155494	81323	74171	40792	16248	24544	34740	22018	12722
1390-91.....	206608	104591	102017	42888	17270	25618	39995	24771	15224
1391-92.....	230198	115979	114219	48825	19796	29029	51717	31261	20456
1392-93.....	287248	141422	145826	53220	21810	31410	63114	37589	25525
Medicine	15278	5083	10195	49895	20249	29646	18765	8750	10015
Humanities	125397	58318	67079	0	0	0	15322	10451	4871
Basic sciences	43733	14093	29640	0	0	0	10060	4773	5287
Technical and engineering ..	70209	50402	19807	0	0	0	11755	9273	2482
Agriculture and veterinary ..	22281	9729	12552	3325	1561	1764	6455	3906	2549
Arts	10350	3797	6553	0	0	0	757	436	321

1. Excluding Islamic Azad University.

Source: Ministry of Science, Research and Technology

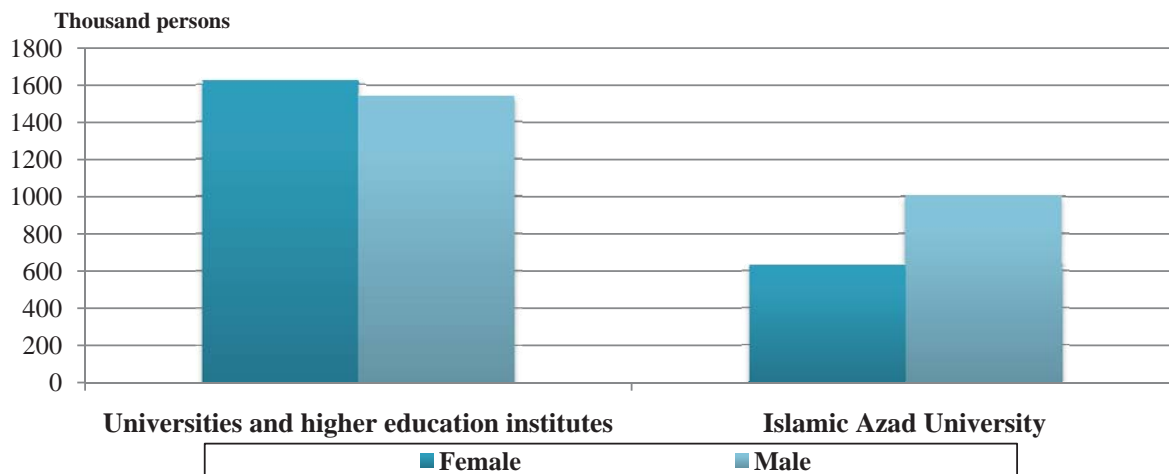
16. 37. STUDENTS OF ISLAMIC AZAD UNIVERSITY BY BROAD FIELD OF STUDY, SEX AND ACADEMIC LEVEL

Academic year and broad field of study	All degrees			Associate's			Bachelor's		
	Both sexes	Male	Female	Both sexes	Male	Female	Both sexes	Male	Female
1375-76	613468	362872	250596	67725	37643	30082	517522	305478	212044
1380-81	806639	416571	390068	200207	107419	92788	568934	285515	283419
1385-86	1289637	696199	593438	453446	266869	186577	779308	396049	383259
1388-89	1460028	880451	579577	405719	281413	124306	932045	532882	399163
1389-90	1536190	940576	595614	401310	283675	117635	983216	575310	407906
1390-91	1631022	1004639	626383	366917	264329	102588	1046632	620512	426120
1391-92	1582381	972929	609452	340612	250065	90547	988143	581800	406343
1392-93	1636818	1008446	628372	339287	253279	86008	943758	555128	388630
Medicine	77309	15807	61502	3379	835	2544	61958	11757	50201
Humanities	643694	342767	300927	114364	70020	44344	327830	163932	163898
Basic sciences	92146	26836	65310	585	157	428	66255	18288	47967
Technical and engineering	678584	553294	125290	205052	173481	31571	401912	324165	77747
Agriculture and veterinary	57429	30110	27319	1716	1315	401	28881	12545	16336
Arts	87656	39632	48024	14191	7471	6720	56922	24441	32481

Academic year and broad field of study	Master's			Professional and speciality doctorate		
	Both sexes	Male	Female	Both sexes	Male	Female
1375-76	18070	13209	4861	10151	6542	3609
1380-81	24974	15929	9045	12524	7708	4816
1385-86	41464	24718	16746	15419	8563	6856
1388-89	105806	57380	48426	16458	8776	7682
1389-90	135185	72970	62215	16479	8621	7858
1390-91	199560	110417	89143	17913	9381	8532
1391-92	233415	130777	102638	20211	10287	9924
1392-93	327933	187207	140726	25840	12832	13008
Medicine	972	287	685	11000	2928	8072
Humanities	196006	105607	90399	5494	3208	2286
Basic sciences	23394	7655	15739	1912	736	1176
Technical and engineering	70258	54602	15656	1362	1046	316
Agriculture and veterinary	20971	11427	9544	5861	4823	1038
Arts	16332	7629	8703	211	91	120

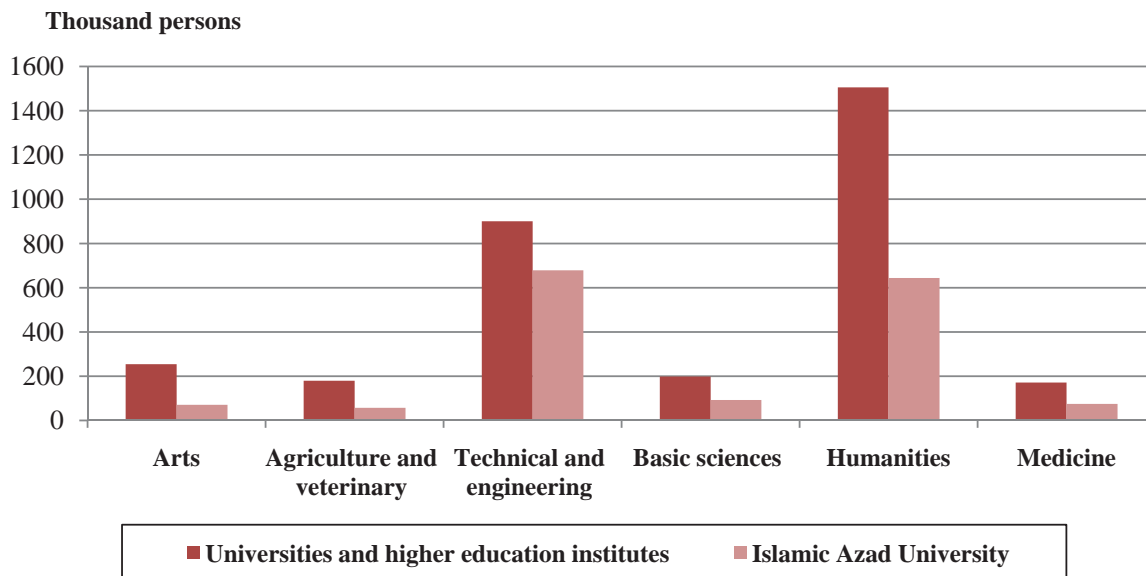
Source: Islamic Azad University.

16.5. STUDENTS AT UNIVERSITIES AND HIGHER EDUCATION INSTITUTES AND ISLAMIC AZAD UNIVERSITY BY SEX, ACADEMIC YEAR 1392-1393



For data see Tables 16.31 and 16.32.

16.6. STUDENTS AT UNIVERSITIES AND HIGHER EDUCATION INSTITUTES AND ISLAMIC AZAD UNIVERSITY BY BROAD FIELD OF STUDY, ACADEMIC YEAR 1392-1393



For data see Tables 16.36 and 16.37.

16. 38. STUDENTS AT UNIVERSITIES AND HIGHER EDUCATION INSTITUTES ⁽¹⁾ BY SEX AND OSTAN, ACADEMIC YEAR 1392-93

Ostan	Both sexes	Male	Female
Total country	3167219	1541827	1625392
East Azarbayejan.....	136693	68654	68039
West Azarbayejan	98560	50152	48408
Ardebil	46565	23538	23027
Esfahan.....	229046	103570	125476
Alborz	74942	33150	41792
Ilam	38429	18102	20327
Bushehr	55107	30361	24746
Tehran	544555	273515	271040
Chaharmahal&Bakhtiari	35616	15934	19682
South Khorasan	39381	19789	19592
Khorasan-e-Razavi.....	231221	114537	116684
North Khorasan	32300	15761	16539
Khuzestan.....	130455	56002	74453
Zanjan	52535	26406	26129
Semnan.....	77307	38563	38744
Sistan&Baluchestan	78749	40624	38125
Fars.....	160318	70373	89945
Qazvin	89543	45312	44231
Qom.....	56844	31267	25577
Kordestan	48095	23674	24421
Kerman.....	125475	57976	67499
Kermanshah	69240	32815	36425
Kohgiluyeh&Boyerahmad	38133	19383	18750
Golestan	63632	31151	32481
Gilan.....	98811	48121	50690
Lorestan.....	70394	32703	37691
Mazandaran.....	177399	91563	85836
Markazi	64708	32083	32625
Hormozgan.....	55930	26050	29880
Hamedan	80017	36880	43137
Yazd	67219	33818	33401

1. Excluding Islamic Azad University.

Source: Ministry of Science, Research and Technology.

16. 39. STUDENTS AT ISLAMIC AZAD UNIVERSITY BY SEX AND OSTAN, ACADEMIC YEAR 1392-93

Ostan	Both sexes	Male	Female
Total country	1636818	1008446	628372
East Azarbayejan.....	92860	63581	29279
West Azarbayejan	46999	30966	16033
Ardebil	24207	15803	8404
Esfahan.....	99118	61009	38109
Alborz	37952	20120	17832
Ilam	12622	8973	3649
Bushehr	28665	20654	8011
Tehran	332608	173044	159564
Chaharmahal&Bakhtiari	12984	8485	4499
South Khorasan	10445	6886	3559
Khorasan-e-Razavi.....	69276	40319	28957
North Khorasan	11910	7531	4379
Khuzestan.....	139726	93711	46015
Zanjan	24239	15683	8556
Semnan.....	34688	22341	12347
Sistan&Baluchestan	26017	16870	9147
Fars.....	112618	69977	42641
Qazvin	45773	29386	16387
Qom.....	9647	5284	4363
Kordestan	23549	15443	8106
Kerman.....	46435	29002	17433
Kermanshah	31006	21464	9542
Kohgiluyeh&Boyerahmad	20702	14552	6150
Golestan	29349	18148	11201
Gilan.....	49429	29955	19474
Lorestan.....	38728	25600	13128
Mazandaran.....	75783	45352	30431
Markazi	53656	36830	16826
Hormozgan.....	40803	25994	14809
Hamedan	27963	18385	9578
Yazd	27061	17098	9963

Source: Islamic Azad University.

**16. 40. NUMBER OF GRADUATES FROM UNIVERSITIES AND HIGHE REDUCATION
INSTITUTES BY SEX, AGE AND ACADEMIC LEVEL, 1390 CENSUS**

Sex and age	Total	Associate's	Bachelor's	Master's and professional doctorate	Specialty doctorate	Not stated
Both sexes.....	6361291	1903548	3786153	577260	93614	716
16 years and under.....	235	74	21	9	131	0
17-19 years.....	14133	8100	5420	200	389	24
20-24 years.....	720196	301906	405576	10796	1781	137
25-29 years.....	1600542	458881	1010427	125943	5091	200
30-34 years.....	1201064	314845	761941	113445	10721	112
35-39 years.....	838701	181015	561173	84374	12070	69
40-44 years.....	657270	158805	397142	85025	16257	41
45-49 years.....	456052	143405	239318	59319	13972	38
50-54 years.....	344948	141277	157673	35721	10252	25
55-59 years.....	242609	102346	109398	23255	7585	25
60-64 years.....	132688	46828	64797	15964	5080	19
65-69 years.....	76929	27302	36185	9871	3563	8
70-74 years.....	39442	11340	19149	6338	2608	7
75 years and over.....	36480	7424	17933	7000	4112	11
Not specified.....	2	0	0	0	2	0
Male.....	3406093	1075652	1885968	377942	66076	455
16 years and under.....	120	56	12	5	47	0
17-19 years.....	6533	3901	2318	119	182	13
20-24 years.....	312935	149446	157447	5196	779	67
25-29 years.....	702992	235215	402364	62847	2449	117
30-34 years.....	563197	165619	328260	62975	6275	68
35-39 years.....	463234	103465	295952	55982	7789	46
40-44 years.....	408966	96360	238523	62668	11383	32
45-49 years.....	304806	92365	156161	46001	10246	33
50-54 years.....	244044	94819	112640	28705	7860	20
55-59 years.....	177890	70425	82383	19356	5704	22
60-64 years.....	99885	32400	49663	13597	4212	13
65-69 years.....	57507	17006	28946	8509	3039	7
70-74 years.....	33028	8821	16227	5654	2319	7
75 years and over.....	30954	5754	15072	6328	3790	10
Not specified.....	2	0	0	0	2	0
Female.....	2955198	827896	1900185	199318	27538	261
16 years and under.....	115	18	9	4	84	0
17-19 years.....	7600	4199	3102	81	207	11
20-24 years.....	407261	152460	248129	5600	1002	70
25-29 years.....	897550	223666	608063	63096	2642	83
30-34 years.....	637867	149226	433681	50470	4446	44
35-39 years.....	375467	77550	265221	28392	4281	23
40-44 years.....	248304	62445	158619	22357	4874	9
45-49 years.....	151246	51040	83157	13318	3726	5
50-54 years.....	100904	46458	45033	7016	2392	5
55-59 years.....	64719	31921	27015	3899	1881	3
60-64 years.....	32803	14428	15134	2367	868	6
65-69 years.....	19422	10296	7239	1362	524	1
70-74 years.....	6414	2519	2922	684	289	0
75 years and over.....	5526	1670	2861	672	322	1
Not specified.....	0	0	0	0	0	0

Source: Statistical Centre of Iran.

16. 41. NUMBER OF GRADUATES FROM UNIVERSITIES AND HIGHER EDUCATION INSTITUTES BY SEX, BROAD FIELD OF STUDY AND ACADEMIC LEVEL, 1390 CENSUS

Sex and groups of broad field of study	Total	Associate's	Bachelor's	Master's ⁽¹⁾	Professional and specialty doctorate	Not stated
Both sexes	6361291	1903548	3786153	577260	93614	716
Educational sciences	468732	205257	247684	15597	178	16
Arts and humanities	1007768	253255	669084	79563	5819	47
Social sciences, commerce and law	1729671	397864	1173128	157315	1259	105
Sciences, mathematics and computer....	609563	135059	410054	63626	781	43
Engineering, manufacturing and construction.....	1489542	615923	760420	111785	1077	337
Agriculture and veterinary	228007	52698	150803	24164	285	57
Health and welfare	371465	130210	222879	16442	1910	24
Services	190587	77925	97879	14588	170	25
Not specified and not stated	265956	35357	54222	94180	82135	62
Male	3406093	1075652	1885968	377942	66076	455
Educational sciences	185135	80936	95872	8229	91	7
Arts and humanities	368774	97417	225010	41783	4541	23
Social sciences, commerce and law	904797	208572	585943	109459	770	53
Sciences, mathematics and computer....	257667	70519	155027	31686	410	25
Engineering, manufacturing and construction.....	1146668	473853	580383	91347	835	250
Agriculture and veterinary	163203	42551	102925	17464	229	34
Health and welfare	92168	35627	48759	6493	1277	12
Services	114622	45140	58751	10611	108	12
Not specified and not stated	173059	21037	33298	60870	57815	39
Female	2955198	827896	1900185	199318	27538	261
Educational sciences	283597	124321	151812	7368	87	9
Arts and humanities	638994	155838	444074	37780	1278	24
Social sciences, commerce and law	824874	189292	587185	47856	489	52
Sciences, mathematics and computer....	351896	64540	255027	31940	371	18
Engineering, manufacturing and construction.....	342874	142070	180037	20438	242	87
Agriculture and veterinary	64804	10147	47878	6700	56	23
Health and welfare	279297	94583	174120	9949	633	12
Services	75965	32785	39128	3977	62	13
Not specified and not stated	92897	14320	20924	33310	24320	23

1. Including professional doctorate.

Source: Statistical Centre of Iran.

**16. 42. GRADUATES FROM UNIVERSITIES AND HIGHER EDUCATION INSTITUTES⁽¹⁾
BY BROAD FIELD OF STUDY AND SEX**

Academic year and broad field of study	All degrees			Associate's			Bachelor's		
	Both sexes	Male	Female	Both sexes	Male	Female	Both sexes	Male	Female
1375-76	83882	55521	28361	21432	14163	7269	49163	31707	17456
1380-81	127117	71080	56037	39277	25193	14084	74560	36514	38046
1385-86	178249	79994	98255	51856	24603	27253	103507	41645	61862
1387-88 ⁽²⁾	567415	284054	283361	336473	179929	156544	202873	87663	115210
1388-89 ⁽³⁾	328743	127432	131670	154342	54102	36166	142690	56183	80940
1389-90 ⁽³⁾	329851	128379	131831	134894	43274	27546	159931	66026	88338
1390-91	455128	216212	238916	129319	75912	53407	284221	118045	166176
1391-92.....	417377	209513	207864	137026	82841	54185	227286	100004	127282
Medicine.....	24726	9420	15306	2139	1641	498	13613	3833	9780
Humanities	179744	72389	107355	51913	25119	26794	108329	37832	70497
Basic sciences	26962	8155	18807	360	133	227	18267	5062	13205
Technical and engineering	133597	97756	35841	58816	45514	13302	64149	44471	19678
Agriculture and veterinary	26892	13665	13227	6089	4433	1656	16375	7102	9273
Arts.....	25456	8128	17328	17709	6001	11708	6553	1704	4849

Academic year and broad field of study	Master's			Professional doctorate			Speciality doctorate		
	Both sexes	Male	Female	Both sexes	Male	Female	Both sexes	Male	Female
1375-76	5939	4831	1108	5789	3957	1832	1559	863	696
1380-81	7066	5285	1781	4347	2775	1572	1867	1313	554
1385-86	15688	9715	5973	4370	2180	2190	2828	1851	977
1387-88 ⁽²⁾	21093	12464	8629	3568	1607	1961	3408	2391	1017
1388-89 ⁽³⁾	23688	12721	10967	3680	1472	2208	4343	2954	1389
1389-90 ⁽³⁾	27870	15229	12641	3416	1337	2079	3740	2513	1227
1390-91	32902	17568	15334	3840	1509	2331	4846	3178	1668
1391-92.....	42736	21316	21420	4345	1651	2694	5984	3701	2283
Medicine	1752	597	1155	4013	1546	2467	3209	1803	1406
Humanities	18588	8787	9801	0	0	0	914	651	263
Basic sciences	7645	2586	5059	0	0	0	690	374	316
Technical and engineering	9936	7204	2732	0	0	0	696	567	129
Agriculture and veterinary	3674	1753	1921	332	105	227	422	272	150
Arts	1141	389	752	0	0	0	53	34	19

1. Excluding Islamic Azad University.

2. Comprehensive University of Applied Science and Technology has presented the statistics of graduates in a cumulative form for the previous years.

3. Statistics are not presented by gender by the Comprehensive University of Applied Science and Technology and is presented in the total.

Source: Ministry of Science, Research and Technology.

16. 43. ISLAMIC AZAD UNIVERSITY GRADUATES BY BROAD FIELD OF STUDY AND SEX

Academic year and broad field of study	All degrees			Associate's			Bachelor's		
	Both sexes	Male	Female	Both sexes	Male	Female	Both sexes	Male	Female
1375-76	65303	36621	28682	10075	4446	5629	52946	30414	22532
1380-81	103078	55181	47897	29682	14909	14773	70546	38341	32205
1385-86	170369	87114	83255	74153	41007	33146	89370	42029	47341
1387-88	201702	113692	88010	83184	50840	32344	110998	58238	52760
1388-89.....	273706	162325	111381	101880	68844	33036	154861	83777	71084
1389-90.....	297708	182052	115656	134149	87917	46232	147209	85265	61944
1390-91.....	255829	166618	89211	86456	61686	24770	154580	95926	58654
1391-92.....	257859	168710	89149	81194	58285	22909	158368	99546	58822
Medicine.....	7496	1419	6077	779	156	623	6062	1064	4998
Humanities	102950	55962	46988	26624	14693	11931	65269	34711	30558
Basic sciences	12154	3913	8241	360	68	292	9588	3061	6527
Technical and engineering ..	116787	98065	18722	49475	41367	8108	65092	54804	10288
Agriculture and veterinary ..	11386	6366	5020	1152	776	376	8472	4357	4115
Arts.....	7086	2985	4101	2804	1225	1579	3885	1549	2336

Academic year and broad field of study	Master's			Professional and speciality doctorate		
	Both sexes	Male	Female	Both sexes	Male	Female
1375-76.....	1865	1407	458	417	354	63
1380-81	2042	1396	646	808	535	273
1385-86.....	5473	3354	2119	1373	724	649
1387-88.....	6360	4021	2339	1160	593	567
1388-89.....	15073	8747	6326	1892	957	935
1389-90.....	12558	7236	5322	3792	1634	2158
1390-91.....	13458	8195	5263	1335	811	524
1391-92.....	17081	10243	6838	1216	636	580
Medicine	17	10	7	638	189	449
Humanities.....	10913	6464	4449	144	94	50
Basic sciences	2115	733	1382	91	51	40
Technical and engineering ..	2166	1854	312	54	40	14
Agriculture and veterinary ..	1478	974	504	284	259	25
Arts	392	208	184	5	3	2

Source: Islamic Azad University.

16. 44. GRADUATES⁽¹⁾ FROM UNIVERSITIES AND HIGHER EDUCATION INSTITUTES BY SEX AND OSTAN, ACADEMIC YEAR 1391-92

Ostan	Total	Male	Female
Total country	417377	209513	207864
East Azarbayejan.....	21056	11171	9885
West Azarbayejan	12380	6664	5716
Ardebil	6159	3054	3105
Esfahan.....	34030	17415	16615
Alborz	9087	4366	4721
Ilam	4161	1836	2325
Bushehr	5751	3107	2644
Tehran	69424	34406	35018
Chaharmahal&Bakhtiari	5250	2227	3023
South Khorasan	4438	2075	2363
Khorasan-e-Razavi.....	29345	15073	14272
North Khorasan	3973	1988	1985
Khuzestan	11205	5528	5677
Zanjan	6082	3254	2828
Semnan.....	9764	4857	4907
Sistan&Baluchestan	9338	4843	4495
Fars	21470	9703	11767
Qazvin	14298	7030	7268
Qom	6865	4095	2770
Kordestan	4672	2089	2583
Kerman	17920	8214	9706
Kermanshah	7710	3594	4116
Kohgiluyeh&Boyerahmad	3788	1969	1819
Golestan	9115	4767	4348
Gilan.....	15940	8279	7661
Lorestan.....	7169	3429	3740
Mazandaran.....	31343	16869	14474
Markazi	9401	5002	4399
Hormozgan.....	6396	2511	3885
Hamedan	10513	5319	5194
Yazd	9334	4779	4555

1. Excluding Islamic Azad University.

Source: Ministry of Science, Research and Technology.

**16. 45. GRADUATES FROM ISLAMIC AZAD UNIVERSITY BY SEX AND OSTAN,
ACADEMIC YEAR 1391-92**

Ostan	Both sexes	Male	Female
Total country	257859	168710	89149
East Azarbayejan.....	16232	11861	4371
West Azarbayejan	6636	4604	2032
Ardebil	5933	4111	1822
Esfahan.....	16913	11767	5146
Alborz	2841	1690	1151
Ilam	2596	1838	758
Bushehr	4575	3345	1230
Tehran	41974	21354	20620
Chaharmahal&Bakhtiari	1450	1035	415
South Khorasan	2184	1539	645
Khorasan-e-Razavi.....	10070	6161	3909
North Khorasan	1465	979	486
Khuzestan	23700	15547	8153
Zanjan	3293	2451	842
Semnan.....	3928	2850	1078
Sistan&Baluchestan	4524	2754	1770
Fars	17241	11599	5642
Qazvin	6497	4437	2060
Qom	1076	732	344
Kordestan	4537	2581	1956
Kerman	8580	5407	3173
Kermanshah	3812	2751	1061
Kohgiluyeh&Boyerahmad	1712	1438	274
Golestan	6948	4678	2270
Gilan.....	8890	5534	3356
Lorestan.....	7440	5302	2138
Mazandaran.....	18933	12905	6028
Markazi	10261	7963	2298
Hormozgan.....	4623	2876	1747
Hamedan	3990	2786	1204
Yazd	5005	3835	1170

Source: Islamic Azad University.

16. 46. PERMANENT CENTRES OF TECHNICAL AND VOCATIONAL TRAINING ORGANIZATION

Year and Ostan	Both sexes ⁽¹⁾	For men	For women
1375.....	140	109	31
1380.....	474	236	197
1385.....	541	227	160
1388.....	586	284	152
1389.....	596	296	155
1390.....	595	295	156
1391.....	635	381	145
1392.....	673	374	159
East Azarbayejan.....	31	24	7
West Azarbayejan.....	21	7	5
Ardebil.....	25	6	5
Esfahan.....	54	16	11
Alborz.....	7	3	1
Ilam.....	13	12	1
Bushehr.....	14	7	3
Tehran.....	26	15	5
Chaharmahal&Bakhtiari.....	18	11	7
South Khorasan.....	16	9	3
Khorasan-e-Razavi.....	49	29	14
North Khorasan.....	9	5	1
Khuzestan.....	55	37	18
Zanjan.....	11	1	3
Semnan.....	13	5	5
Sistan&Baluchestan.....	22	10	9
Fars.....	47	32	15
Qazvin.....	13	9	3
Qom.....	8	4	2
Kordestan.....	12	10	1
Kerman.....	26	24	2
Kermanshah.....	26	3	2
Kohgiluyeh&Boyerahmad.....	11	5	3
Golestan.....	23	17	6
Gilan.....	22	20	1
Lorestan.....	16	11	5
Mazandaran.....	18	6	1
Markazi.....	20	11	9
Hormozgan.....	12	11	1
Hamedan.....	19	11	7
Yazd.....	16	3	3

1. Difference between the total and sum of parts is due to the permanent centres used for both sexes and is included in the total only.

Source: Ministry of Labour and Social Affairs

16. 47. PERMANENT AND CONTRACTUAL INSTRUCTORS IN THE PERMANENT CENTRES OF TECHNICAL AND VOCATIONAL TRAINING ORGANIZATION

Year and Ostan	Both sexes	Male	Female
1375.....	1328	1297	31
1380.....	1768	1602	166
1385.....	1549	1458	91
1388.....	1726	1565	161
1389.....	⁽¹⁾ 2226	2008	218
1390.....	1981	1789	192
1391.....	1938	1775	163
1392.....	2163	1946	217
East Azarbayejan.....	109	99	10
West Azarbayejan.....	82	73	9
Ardebil.....	43	41	2
Esfahan.....	156	144	12
Alborz.....	86	82	4
Ilam.....	56	45	11
Bushehr.....	42	38	4
Tehran.....	185	150	35
Chaharmahal&Bakhtiyari.....	37	31	6
South Khorasan.....	45	40	5
Khorasan-e-Razavi.....	116	109	7
North Khorasan.....	20	17	3
Khuzestan.....	135	120	15
Zanjan.....	28	23	5
Semnan.....	53	47	6
Sistan&Baluchestan.....	35	32	3
Fars.....	124	120	4
Qazvin.....	24	22	2
Qom.....	20	18	2
Kordestan.....	37	36	1
Kerman.....	91	80	11
Kermanshah.....	43	38	5
Kohgiluyeh&Boyerahmad.....	34	30	4
Golestan.....	51	45	6
Gilan.....	138	126	12
Lorestan.....	66	62	4
Mazandaran.....	132	126	6
Markazi.....	56	46	10
Hormozgan.....	19	15	4
Hamedan.....	48	43	5
Yazd.....	52	48	4

1. Increase in the number of instructors in comparison to the previous year is due to the directives of instructor return from other divisions to their organizational position in the training workshop.

Source: Ministry of Labour and Social Affairs.

16. 48. PERSONS COMPLETED COURSES IN PERMANENT CENTRES OF TECHNICAL AND VOCATIONAL TRAINING ORGANIZATION

Year and Ostan	Persons trained
1375.....	143251
1380.....	644623
1385.....	353252
1388.....	346070
1389.....	480163
1390.....	442411
1391.....	555752
1392.....	772824
East Azarbayejan.....	35773
West Azarbayejan	25106
Ardebil	23800
Esfahan.....	68906
Alborz	14060
Ilam	13465
Bushehr	13575
Tehran	40310
Chaharmahal&Bakhtiari	8961
South Khorasan	16573
Khorasan-e-Razavi.....	61867
North Khorasan	9710
Khuzestan	41849
Zanjan	33808
Semnan.....	20129
Sistan&Baluchestan	22646
Fars	48389
Qazvin	15315
Qom	12885
Kordestan	19748
Kerman	20194
Kermanshah	26664
Kohgiluyeh&Boyerahmad	10147
Golestan	22916
Gilan.....	34081
Lorestan.....	14011
Mazandaran.....	24578
Markazi	17098
Hormozgan.....	11378
Hamedan	24505
Yazd	20377

Source: Ministry of Labour and Social Welfare.