

13

Judicial Affairs



Introduction

Basically the statistical information on judicial affairs covers the judicial system, types of crimes and offences in a year, and number and characteristics of offenders for each type, as well as juvenile delinquency, number of victims of crimes, sentences issued for the convicted, etc. However, because of some problems on the way of compiling or disseminating of data, this chapter contains only data on the judicial system, settled cases in law courts, offences, injuries and accidents, as well as drugs seized. Below you will find a brief record on production of data in these areas.

Because of the importance of data collection on different judicial areas, related statistics were compiled by implementing surveys on marriage in the year 1336, crimes and offences (including crime suspects and the convicted) in the year 1344, and divorce, suicide, and family support (only for Tehran) in the year 1346.

In Tir 1373, to make courts of justice more integrated, the new structure of general courts and revolutionary courts replaced several types of traditional courts and public prosecutor's offices.

Data collection on road accidents began in the year 1336 by the Highway Patrol under the supervision of the Police Department, and from the year 1346 through the year 1369 Gendarmerie Highway Police was tasked with this responsibility.

Since the year 1370, when three forces of the Islamic Revolution Committee, Police Department and Gendarmerie were incorporated into one force as the Police of the I.R. of Iran, the data on road accidents (called intra-city accidents) and car crashes in urban areas (called

inter-city accidents), have been collected and released by the new organization.

Due to the importance of presenting the statistics on comprehensive control of the drugs and psychedelics in specialized fields including controlling the supply of drugs, legal and judicial measures, decreasing the damages, social supports, primary prevention of addiction and NGOs, a separate part of this chapter is considered for presenting statistics and information on plans and activities of the Drug Control Headquarter.

Definitions and concepts

General court: a court with general jurisdiction to make arrangements for and proceed with all complaints and lawsuits (except for those legally transferred to other courts). Establishment of general courts in any judicial district, as well as determining the local jurisdiction of the courts and the number of branches is up to the Head of Judiciary.

Revolutionary court: a court established in the capital of Ostans or other areas by recognition of the Head of Judiciary and supervision and administrative management of judicial jurisdiction-according to the Act of General and Revolutionary Courts approved by the Islamic Consultative Assembly on 15 Tir 1373- to deal with the following offences and crimes:

- All offences against the national security inside and outside the country and those against Islam and Moslem society.
- Insult to the Founder of the Islamic Republic of Iran and the Supreme Leader.

- Plotting or armed attempt against the Islamic Republic of Iran, terrorism or destruction of institutions to combat the Islamic regime.

- Spying for the enemies.

- All crimes relating to smuggling goods and narcotics.

- Claims related to the Article 49 of the Constitution.

Court of appeal: a court consisting of a judge and two counselors, held in the capital of Ostans to review cases adjudicated by general or revolutionary courts. By considering substantial evidence, the court attended by a judge and two counselors will issue the verdict, after getting assured of the votes of majority, which will be effective and peremptory.

Judicial Jurisdiction: jurisdiction of Bakhsh, Shahrestan or certain areas of large cities.

Assault and battery: inflicting an injury on somebody intentionally or unintentionally. Any damage on an organ with bleeding and destroying tissues is called injury. In case the damage inflicted does not result in bleeding, even if a fracture of a bone results, it is called battery.

Summary offence: petty offences such as breaking trees, blocking public ways and the like.

Qazf: false accusation of unchastity .

Probate cases: cases such as appointing tutor, affairs relating to trustees, absent or missing persons, bequest, etc. on which law courts are bound to take action whether there are conflicts between persons or lawsuits filed or not.

Interlocutory decree on rejection of petition and lack of jurisdiction: decree issued when documentary evidence presented to the court is incomplete, and/or the court lacks jurisdiction to deal with the case.

Interlocutory decree on rejection of petition by the notary public office: when the petitioner or his residential place is unidentified, the petition is

rejected by an order issued by the manager of the court office or his deputy within two days following the receipt of the petition.

Difficult and hard circumstances imposed on litigants: in case of difficult and hard circumstances imposed on one of the litigants, in spite of the first decree, the law will give him another chance.

Selected information

In the year 1391, about 3 million and 603 thousand and about 0.6 million cases were settled in the general courts and in the appeal courts which increased 4.1% and 6.0% respectively compared to the previous year. Moreover, a number of 2407 and 6938 branches were in operation in public prosecutors' offices and dispute settlement councils.

In the year 1391, about 646,000 robberies were registered by the Police Department of the I.R of Iran which shows a 49.8 percent increase in comparison to the preceding year. It is noteworthy that the highest percent belonged to the robbery of car accessories or its inside equipment, robbery of motorcycle and bicycle and robbery of car with 33, 13 and 11 percent, respectively.

In the same year, the number of the intra-city car accidents with a 9.7% increase in comparison to the previous year reached 296,000 cases, out of which 1.5% was for accidents causing death, 55.9% for casualty and 42.5% for losses. Also the percentage of the inter-city car accidents with a 5.2% increase in comparison to the previous year reached about 133000 cases, out of which 7.9% of accidents resulted in death, 45.7% in casualty and 46.4% in losses.

Furthermore, in the year 1391, the number of persons killed in the intra-city accidents and the number of inter-city accidents increased by 13.6 and 8.7 percent in comparison to the previous year.

13. 1. OPERATING BRANCHES OF COURTS, PUBLIC PROSECUTOR'S OFFICES AND COUNCIL FOR DISPUTE SETTLEMENT

Year and Ostan	Court			Public prosecutor's offices	Council for dispute settlement
	General court	Court of appeal	Revolutionary court		
1375 ⁽¹⁾	2123	283	218	×	×
1380.....	2403	240	223	×	×
1385.....	2071	353	280	2086	21086
1387.....	2332	403	275	2862	18961
1388.....	2323	431	288	3077	20719
1389.....	2342	455	354	2891	9614
1390.....	2509	486	377	2533	7946
1391.....	2476	504	336	2407	6938
East Azarbayejan.....	116	23	24	113	294
West Azarbayejan.....	91	18	7	83	346
Ardebil.....	41	9	1	40	124
Esfahan.....	137	26	8	148	308
Alborz.....	67	11	4	57	148
Ilam.....	23	7	2	31	96
Bushehr.....	35	7	9	38	89
Tehran.....	429	78	28	452	588
Chaharmahal&Bakhtiari.....	43	7	7	32	128
South Khorasan.....	21	6	9	26	73
Khorasan-e-Razavi.....	158	30	12	158	490
North Khorasan.....	33	8	2	32	176
Khuzestan.....	138	26	23	155	436
Zanjan.....	35	9	8	26	243
Semnan.....	33	9	5	26	126
Sistan&Baluchestan.....	43	6	14	54	110
Fars.....	131	26	30	127	422
Qazvin.....	45	12	7	32	134
Qom.....	41	10	3	27	89
Kordestan.....	57	10	5	52	139
Kerman.....	76	10	18	85	318
Kermanshah.....	75	21	5	59	198
Kohgiluyeh&Boyerahmad.....	28	6	5	25	80
Golestan.....	65	15	11	69	150
Gilan.....	104	17	18	88	193
Lorestan.....	64	16	11	60	240
Mazandaran.....	145	41	15	105	412
Markazi.....	51	12	7	56	259
Hormozgan.....	45	7	15	53	293
Hamedan.....	65	11	10	51	154
Yazd.....	41	10	13	47	82

1. Including operating and non-operating branches.

Source: Ministry of Justice.

**13. 2. CASES SETTLED IN COURTS, PUBLIC PROSECUTOR'S OFFICES AND COUNCIL
FOR DISPUTE SETTLEMENT**

Year and Ostan	Court		Public prosecutor's offices	Council for dispute settlement
	General court	Court of appeal		
1375	3120589	178219	×	×
1380	5041712	421898	×	×
1385.....	3217670	506086	3032774	3400262
1387.....	2966134	518909	2656680	3498922
1388.....	2750258	506715	2463765	4029005
1389.....	3121784	522195	2862794	4337128
1390.....	3461879	570847	3021795	3972461
1391.....	3603407	605087	3463813	3954246
East Azarbayejan.....	161443	31275	170920	188737
West Azarbayejan	131059	24692	100760	203761
Ardebil	65365	11403	60446	67780
Esfahan	243545	36577	297998	225288
Alborz	107552	14346	105784	94084
Ilam	34903	6548	35003	39888
Bushehr	43204	7812	36792	65195
Tehran	619067	106456	637253	571726
Chaharmahal&Bakhtiyari	57822	9745	38604	47835
South Khorasan.....	23425	4063	22828	26506
Khorasan-e-Razavi.....	322265	42909	257674	321720
North Khorasan.....	48484	9420	36791	45792
Khuzestan	198852	34619	216194	280852
Zanjan	38830	7116	27693	63810
Semnan.....	41906	8119	27055	42053
Sistan&Baluchestan	54401	4837	62835	84977
Fars	211180	40372	275109	218692
Qazvin	62670	12025	44812	80414
Qom	64575	10557	33532	75324
Kordestan.....	68039	11833	67564	69958
Kerman	99911	15491	100232	165792
Kermanshah	93814	20122	78639	135572
Kohgiluyeh&Boyerahmad	36191	7242	35047	34052
Golestan	103061	14411	96461	76856
Gilan.....	144296	23355	130313	131594
Lorestan.....	71107	14381	67726	112295
Mazandaran.....	195764	34296	137813	187284
Markazi	68857	12464	68524	66801
Hormozgan.....	46678	5204	67079	63156
Hamedan	87344	12517	69220	104154
Yazd	57797	10880	57112	62298

Source: Ministry of Justice.

13. 3. LAWSUITS SETTLED ⁽¹⁾ IN GENERAL COURTS BY TYPE

Type of crime	1375	1380	1385	1387 ⁽²⁾	1388 ^(2,3)	1389 ⁽⁴⁾	1390	1391
Total	3120589	5041712	3217670	2966134	2750258	1060833	1344303	000
Murder	3431	4636	3233	9202	2282	1434	3019	000
Manslaughter	15421	21665	18640	16890	17113	15001	16889	000
Assault and battery	236845	404937	143982	301108	233983	295410	387870	000
Destruction	45952	78207	36061	108177	33981	49050	68897	000
Indecent commitments	58231	79610	10517	8960	27796	29363	35129	000
Embezzlement, bribery and forgery	102641	223487	38584	112639	22790	27281	35682	000
Robbery	138543	282430	102630	263404	77750	120968	166799	000
Forcible possession and detainer, nuisance	102260	176135	51446	608	35099	45477	70087	000
Drawing bad cheques	339207	603623	104940	56632	29009	48279	57719	000
Drinking alcoholic liquors	18240	44654	14824	23946	21415	23331	30609	000
Driving without license	90886	217440	37429	15642	14423	⁽⁵⁾ 0	⁽⁵⁾ 0	000
Driving regulations offences	102513	178944	⁽⁵⁾ 0	86	⁽⁵⁾ 0	15909	14840	000
Summary offences	97430	104953	⁽⁵⁾ 0	⁽⁵⁾ 0	⁽⁵⁾ 0	⁽⁵⁾ 0	⁽⁵⁾ 0	000
Qazf.....	2605	3523	⁽⁵⁾ 0	1596	165	59	34	000
Cases pertaining to municipalities ..	5595	12840	⁽⁵⁾ 0	⁽⁵⁾ 0	⁽⁵⁾ 0	⁽⁵⁾ 0	⁽⁵⁾ 0	000
Lack of authority	37598	50407	⁽⁵⁾ 0	⁽⁵⁾ 0	171	⁽⁵⁾ 0	⁽⁵⁾ 0	000
Children's crimes	6924	14518	⁽⁵⁾ 0	⁽⁵⁾ 0	⁽⁵⁾ 0	⁽⁵⁾ 0	⁽⁵⁾ 0	000
Legal disputes	250403	662749	⁽⁵⁾ 0	⁽⁵⁾ 0	⁽⁵⁾ 0	⁽⁵⁾ 0	⁽⁵⁾ 0	000
Sole inheritance	91886	129680	157297	27518	5290	3003	2305	000
Landlord and lease-holder disputes ..	24817	38705	22938	⁽⁵⁾ 0	10497	16889	18446	000
Correction and cancellation of identification cards	35496	44812	36790	13520	14389	17502	17027	000
Probate cases	33064	60973	⁽⁵⁾ 0	⁽⁵⁾ 0	46922	53164	51306	000
Endowment and testament	1511	2460	927	⁽⁵⁾ 0	1487	1879	1990	000
Marriage	10797	25176	25228	12594	29277	6177	35641	000
Divorce	69377	134613	154725	3086	138846	211449	232462	000
Forcing to condescend	19109	42915	32677	19917	30676	52846	61856	000
Failure to pay alimonies	32603	72541	26742	29793	16625	26362	35696	000
Interlocutory decree on rejection of petition and lack of jurisdiction	40717	65928	⁽⁵⁾ 0	⁽⁵⁾ 0	⁽⁵⁾ 0	⁽⁵⁾ 0	⁽⁵⁾ 0	000
Interlocutory decree on rejection of petition by the notary public office ..	45774	67650	⁽⁵⁾ 0	⁽⁵⁾ 0	⁽⁵⁾ 0	⁽⁵⁾ 0	⁽⁵⁾ 0	000
Difficult and hard circumstances imposed on litigants	4604	17972	14400	⁽⁵⁾ 0	⁽⁵⁾ 0	⁽⁵⁾ 0	⁽⁵⁾ 0	000
Other	1056109	1173529	2183660	⁽⁵⁾ 0	628679	⁽⁵⁾ 0	⁽⁵⁾ 0	000

1. Including the cases pertaining to the same year or the previous years.

2. The information for the year 1387 is limited to the mechanized branches (70 percent of the total number of branches) from the Case Management System (CMS). The number "Zero" means that the data was not registered. Therefore, it is not necessary to make total number of crimes equal to the total number of settled cases since this year.

3. The data for the year 1388 includes 91 percent of operating branches which were obtained from CMS. As of the year 1388, the number "Zero" means lack of the title "criminal" mentioned in the CMS.

4. The data for the year 1389 includes 97 percent of operating branches which were obtained from CMS.

5. The responsibility of investigating lawsuits has rested with the Council for Dispute Settlement.

Source: Ministry of Justice.

13. 4. LAWSUITS FILED WITHIN THE JURISDICTION OF POLICE DEPARTMENT BY TYPE

Year and Ostan	Murder	Manslaughter ⁽¹⁾	Incidental deaths	Assault and battery ⁽¹⁾	Threat	Compulsion	Pretension to stabbing	Deliberate poisoning
1375.....	1419	697	4328	60524	656	792	3013	99
1380.....	1577	1389	10999	80036	536	1415	3542	366
1385.....	172	136	1013	3779	61	71	257	21
1387.....	2215	478	11976	66333	370	1373	2945	75
1388.....	1963	517	12231	61974	466	1174	3659	103
1389.....	2227	467	13006	68727	891	1425	5257	64
1390.....	2112	479	13991	69237	1139	1078	3799	107
1391.....	1884	159	14990	67083	1146	1911	3686	167
East Azarbayejan.....	54	28	590	1946	41	24	92	0
West Azarbayejan.....	69	5	313	1736	6	64	163	0
Ardebil.....	26	2	8	5281	14	25	16	22
Esfahan.....	93	9	870	4039	0	40	57	1
Alborz.....	50	1	82	1802	208	6	41	47
Ilam.....	19	0	11	0	0	0	8	0
Bushehr.....	33	0	226	0	0	0	15	0
Tehran.....	230	29	6954	12893	372	383	208	13
Chaharmahal&Bakhtiari.....	29	0	250	5035	0	0	97	0
South Khorasan.....	5	0	47	1104	107	0	11	0
Khorasan-e-Razavi.....	117	0	786	2737	73	0	7	0
North Khorasan.....	18	1	99	1534	4	0	0	0
Khuzestan.....	151	0	0	0	2	0	0	0
Zanjan.....	22	3	0	1052	0	10	254	0
Semnan.....	13	15	48	3004	1	14	90	0
Sistan&Baluchestan.....	198	6	354	4784	8	1	239	0
Fars.....	157	32	0	5538	0	1092	1659	7
Qazvin.....	17	1	193	491	0	0	17	0
Qom.....	10	0	524	3984	54	1	41	1
Kordestan.....	29	3	298	1174	3	41	49	2
Kerman.....	100	1	458	3221	0	2	196	0
Kermanshah.....	73	0	82	0	0	0	22	0
Kohgiluyeh&Boyerahmad.....	17	1	1	0	0	0	0	0
Golestan.....	57	5	348	12	0	0	13	0
Gilan.....	45	0	404	48	0	0	0	0
Lorestan.....	66	3	265	0	1	0	10	0
Mazandaran.....	53	0	603	0	0	0	92	0
Markazi.....	25	4	426	548	0	39	4	0
Hormozgan.....	40	2	433	783	0	0	162	70
Hamedan.....	47	6	0	2017	5	150	117	2
Yazd.....	21	2	317	2320	247	19	6	2

1. Excluding motor vehicle accidents.

Source: Police Department.

3. 5. PEOPLE ARRESTED FOR OFFENCES ⁽¹⁾ BY SEX AND AGE

Sex and age group	1375	1380	1385	1387	1388	1389	1390	1391
Both sexes⁽²⁾	55319	62048	⁽³⁾78734	93480	⁽³⁾36122	39821	39864	⁽³⁾30553
17 years and under	4094	3919	2199	3287	2344	2067	000	000
18-24 years	17847	18692	14721	35337	11588	13041	000	000
25-34 years	18454	20170	15069	37989	11725	12308	000	000
35 years and over	8982	11765	6823	10716	3946	4152	000	000
Male ⁽²⁾	46875	57094	73210	91315	33621	37920	37757	28543
17 years and under	3301	3570	1953	3197	2079	1933	000	000
18-24 years	14650	17140	13779	34753	10822	12390	000	000
25-34 years	15453	18273	14220	37279	10932	11678	000	000
25-34 years	7806	10875	6467	10558	3651	3971	000	000
Female ⁽²⁾	8444	4954	5510	2165	2448	1901	2007	1877
17 years and under	793	349	246	90	265	134	000	000
18-24 years	3197	1552	942	584	766	651	000	000
25-34 years	3001	1897	849	710	793	630	000	000
35 years and over	1176	890	356	158	295	181	000	000

1. Including murder and manslaughter, incidental deaths, assault and battery, threat, compulsion, pretension to stabbing and deliberate poisoning.

2. Difference between the total and sum of parts is due to the inclusion in the total of the number of persons whose age groups were not specified, and the related data are included in the total.

3. Difference between the total and sum of parts in the years 1385, 1388 and 1391 is due to the inclusion of 14, 53 and 133 persons in the total respectively, and the separate data for males and females are not available but included in the total

Source: Police Department.

13. 6. ROBBERY BY TYPE

(case)

Year and Ostan	Robbery from places				
	Government buildings ⁽¹⁾	Houses	Shops	Industrial and commercial centres	Other
1375.....	2291	22926	8767	1245	3965
1380.....	3010	40052	14298	2230	7806
1385.....	2770	26023	7965	1022	8762
1387.....	1855	24813	8081	890	8786
1388.....	2232	38918	13539	1354	12963
1389.....	2923	53803	18541	2176	20494
1390.....	3627	57565	18888	2488	25930
1391.....	4594	67065	19035	5019	40484
East Azarbayejan.....	114	1555	425	1	1851
West Azarbayejan	150	1301	428	4	2237
Ardebil	59	580	204	188	133
Esfahan	357	5744	1692	13	5971
Alborz	85	2985	1009	1060	819
Ilam	94	309	170	0	178
Bushehr	58	407	97	332	0
Tehran	1018	16758	4617	1017	12217
Chaharmahal&Bakhtiyari	81	510	141	0	409
South Khorasan.....	44	323	97	21	249
Khorasan-e-Razavi.....	304	6773	2342	1576	1782
North Khorasan.....	66	431	136	3	233
Khuzestan	267	3171	596	0	1000
Zanjan	33	455	75	0	275
Semnan.....	84	1445	362	2	2206
Sistan&Baluchestan	81	1540	389	100	295
Fars	310	3556	757	70	2698
Qazvin	31	738	264	92	283
Qom	26	910	246	0	657
Kordestan	34	372	63	0	117
Kerman	172	2438	683	17	811
Kermanshah	132	1904	363	371	81
Kohgiluyeh&Boyerahmad	108	787	280	0	308
Golestan	124	1646	585	0	1644
Gilan.....	131	1737	636	15	402
Lorestan.....	128	2226	431	2	274
Mazandaran.....	220	3122	994	48	1104
Markazi	82	1057	319	72	592
Hormozgan.....	106	744	184	14	301
Hamedan	0	707	223	1	285
Yazd	95	834	227	0	1072

13. 6. ROBBERY BY TYPE (continued)

(case)

Year and Ostan	Theft of means of transportation and their accessories				Theft of livestock	Other
	Motor vehicle	Motorcycle and bicycle	Boats, motors for boats and aquatic tools	Motor vehicle accessories or its inside equipment		
1375.....	10276	19978	109	13561	2545	16209
1380.....	9779	24779	134	34044	5254	21373
1385.....	15185	41399	173	48949	3349	34369
1387.....	15641	3033	131	45248	4062	44093
1388.....	22011	2868	316	78109	8852	63180
1389.....	40664	84915	127	125642	11276	90009
1390.....	46988	75973	115	145547	11092	42949
1391.....	69454	82762	1296	214627	11631	129775
East Azarbayejan.....	1958	1483	0	4571	330	5906
West Azarbayejan	724	901	9	3165	376	3465
Ardebil	290	153	0	1126	197	1671
Esfahan	5237	6946	0	9285	1020	7375
Alborz	4360	895	943	10456	90	5595
Ilam	93	345	0	621	203	779
Bushehr	145	1542	0	488	91	959
Tehran	32945	23950	97	114564	727	39925
Chaharmahal&Bakhtiyari	156	425	0	780	287	1136
South Khorasan.....	48	293	0	423	198	886
Khorasan-e-Razavi.....	9420	9989	13	18074	949	11803
North Khorasan.....	83	578	4	659	175	1035
Khuzestan	757	4985	0	5118	569	5946
Zanjan	179	469	0	1059	57	1154
Semnan.....	214	1144	49	1503	460	840
Sistan&Baluchestan	777	1449	0	1231	302	2227
Fars	2774	5507	17	10371	900	7645
Qazvin	715	963	0	2055	120	1888
Qom	401	2079	0	2897	57	2552
Kordestan	446	311	0	909	84	1156
Kerman	1197	2796	21	3822	1172	3961
Kermanshah	1829	763	0	3448	383	772
Kohgiluyeh&Boyerahmad	174	552	0	2220	225	1292
Golestan	375	1937	137	1936	602	2064
Gilan.....	501	1027	4	1143	267	2535
Lorestan.....	907	1193	0	2829	529	3159
Mazandaran.....	1140	2368	0	3859	348	2964
Markazi	336	1204	2	2358	215	3476
Hormozgan.....	342	2242	0	871	175	1854
Hamedan	550	859	0	1485	152	2777
Yazd	381	3414	0	1301	371	978

1. Including government documents.

Source: Police Department.

13. 7. ARRESTEES ON CHARGES OF ROBBERY BY AGE AND SEX

Description	Robbery from places		Theft of or from motor vehicles and its accessories	Theft of livestock	Other
	Government buildings ⁽¹⁾	Houses, shops, industrial and commercial centres and other places			
1375.....	2400	33623	17757	3109	6763
1380.....	2877	43249	24393	4812	11628
1385.....	3446	33307	22713	2980	27468
1387.....	2054	29531	24641	3637	34589
1388.....	2059	33070	29225	3633	38092
1389.....	2666	50899	49904	6973	54401
1390.....	2637	50172	46256	6445	57568
1391.....	3305	54250	85973	8689	65797
Both sexes	3305	54250	85973	8689	65797
17 years and under	000	000	000	000	1902
18-24 years.....	000	000	000	000	24232
25-34 years	000	000	000	000	25374
35 years and over	000	000	000	000	14289
Male	3245	53278	85502	7434	62861
17 years and under	000	000	000	000	1730
18-24 years	000	000	000	000	23400
25-34 years	000	000	000	000	23969
35 years and over	000	000	000	000	13762
Female	60	972	471	1255	2936
17 years and under	000	000	000	000	172
18-24 years	000	000	000	000	832
25-34 years	000	000	000	000	1405
35 years and over	000	000	000	000	527

1. Including government documents.

Source: Police Department.

13. 8. CASES FILED ON COMMITTING SUICIDE AND THE DEMISED BY SEX UNDER JURISDICTION OF THE POLICE

Year and Ostan	Committing suicide			Demised		
	Both sexes	Male	Female	Both sexes	Male	Female
1375.....	2818	1539	000	1705	1085	620
1380.....	3275	2045	1230	1985	1421	564
1385.....	3594	2382	1212	2355	1815	540
1387.....	3167	2194	973	2155	1636	519
1388.....	2970	2000	970	1847	1396	451
1389.....	3106	2208	898	2060	1588	472
1390.....	3315	2363	952	2462	1877	585
1391.....	3458	2465	993	2487	1930	557
East Azarbayejan.....	103	91	12	95	86	9
West Azarbayejan	158	113	45	147	105	42
Ardebil	67	44	23	66	47	19
Esfahan	167	141	26	167	141	26
Alborz	66	47	19	63	51	12
Ilam	405	208	197	68	40	28
Bushehr	60	60	0	20	20	0
Tehran	328	241	87	224	185	39
Chaharmahal&Bakhtiyari	39	32	7	39	32	7
South Khorasan.....	43	27	16	18	11	7
Khorasan-e-Razavi.....	211	150	61	153	135	18
North Khorasan.....	30	23	7	25	21	4
Khuzestan	96	68	28	0	0	0
Zanjan	37	24	13	37	28	9
Semnan.....	49	34	15	47	33	14
Sistan&Baluchestan	90	75	15	68	58	10
Fars	251	177	74	213	159	54
Qazvin	48	41	7	34	30	4
Qom	36	30	6	30	28	2
Kordestan	75	51	24	69	43	26
Kerman	118	96	22	97	75	22
Kermanshah	161	111	50	161	111	50
Kohgiluyeh&Boyerahmad	50	37	13	52	40	12
Golestan	90	70	20	55	45	10
Gilan.....	153	125	28	168	143	25
Lorestan.....	149	78	71	144	79	65
Mazandaran.....	99	42	57	22	17	5
Markazi	51	46	5	63	59	4
Hormozgan.....	83	61	22	72	55	17
Hamedan	93	81	12	22	12	10
Yazd	52	41	11	48	41	7

Source: Police Department.

13. 9. CASES FILED ON COMMITTING SUICIDE BY SEX AND AGE UNDER JURISDICTION OF THE POLICE

Year and sex	Total	17 years and under	18-24 years	25-34 years	35 years and over
<i>Both sexes</i>					
1375.....	2818	373	1048	710	687
1380.....	3275	339	1248	895	793
1385.....	3594	263	1509	1175	647
1387.....	3167	210	1415	1047	495
1388.....	2970	186	1218	991	575
1389.....	3106	164	1176	1121	645
1390.....	3315	166	1358	1287	504
1391.....	3458	165	1307	1332	654
<i>Male</i>					
1375.....	1539	157	513	403	466
1380.....	2045	188	746	607	504
1385.....	2382	146	984	816	436
1387.....	2194	98	943	781	372
1388.....	2000	80	745	762	413
1389.....	2208	87	781	850	490
1390.....	2363	78	918	981	386
1391.....	2465	75	870	1007	513
<i>Female</i>					
1375.....	1279	216	535	307	221
1380.....	1230	151	502	288	289
1385.....	1212	117	525	359	211
1387.....	973	112	472	266	123
1388.....	970	106	473	229	162
1389.....	898	77	395	271	155
1390.....	952	88	440	306	118
1391.....	993	90	437	325	141

Source: Police Department.

13. 10. MOTOR VEHICLE ACCIDENTS ⁽¹⁾ IN CITIES CAUSING DEATH, INJURY AND LOSSES

Year and Ostan	Total (number)	Causing death		Causing injury		Causing losses (number)
		Number of accidents	Number of the dead ⁽²⁾	Number of accidents	Number of the injured ⁽²⁾	
1375.....	172325	453	519	22800	27057	149072
1380.....	263354	742	837	38731	47154	223881
1385.....	646851	1307	1427	93789	115378	551755
1387.....	623447	1442	1700	108551	128939	513454
1388.....	539755	3436	4951	128142	161373	408177
1389.....	530296	8008	9810	294895	320928	227393
1390.....	270015	4117	4457	151421	169850	114477
1391.....	296116	4533	5061	165650	189778	125933
East Azarbayejan.....	12505	209	221	8288	9086	4008
West Azarbayejan	8512	152	160	5690	6504	2670
Ardebil	2694	45	46	2271	2506	378
Esfahan	41331	482	510	9348	11216	31501
Alborz	4432	116	119	1975	2190	2341
Ilam	1253	16	18	921	1102	316
Bushehr	1484	68	78	985	1187	431
Tehran	83180	694	756	38383	39836	44103
Chaharmahal&Bakhtiyari	1192	42	42	639	785	511
South Khorasan	1244	28	28	1133	1406	83
Khorasan-e-Razavi.....	18473	248	486	17678	20233	547
North Khorasan.....	1895	53	54	1612	2024	230
Khuzestan	14474	252	264	9319	11156	4903
Zanjan	3422	37	41	2094	2364	1291
Semnan.....	2914	44	45	1882	2258	988
Sistan & Baluchestan	4698	84	92	3542	4184	1072
Fars	23228	427	462	13293	16606	9508
Qazvin	1785	51	55	1205	1412	529
Qom	8296	109	112	7386	7983	801
Kordestan	1537	47	49	1142	1279	348
Kerman	5715	246	263	5071	6322	398
Kermanshah	4643	140	147	2454	2941	2049
Kohgiluyeh & Boyerahmad	1779	27	29	1266	1478	486
Golestan	4628	111	121	4136	5002	381
Gilan.....	4503	145	161	3443	4354	915
Lorestan.....	3392	71	74	2509	3068	812
Mazandaran.....	8194	213	228	3808	4435	4173
Markazi	12376	101	112	4172	4996	8103
Hormozgan.....	3027	73	78	1761	2327	1193
Hamedan	3437	88	94	2900	3273	449
Yazd	5873	114	116	5344	6265	415

1. Accidents causing both death and injury are included in the column of number of accidents causing death whereas number of the dead and number of the injured are included in their related columns.

2. Number of the dead and injured on the spot.

Source: Police Department.

13. 11. ROAD ACCIDENTS ⁽¹⁾ CAUSING DEATH, INJURY AND LOSSES

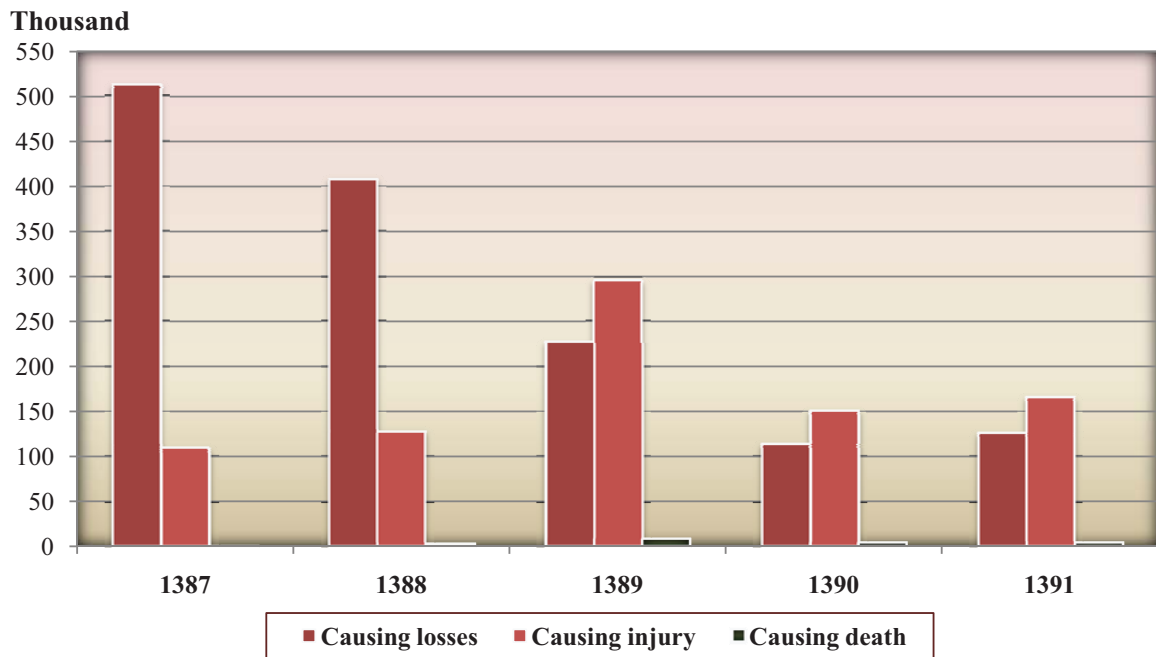
Year and Ostan	Total (number)	Causing death		Causing injury		Causing losses (number)
		Number of accidents	Number of the dead ⁽²⁾	Number of accidents	Number of the injured ⁽²⁾	
1375.....	57930	1963	3012	16317	29413	39650
1380.....	83499	2331	3544	26304	43201	54864
1385.....	148354	4534	6163	30134	44774	113686
1387.....	156905	5112	6945	30819	45345	120974
1388.....	162757	8418	13208	38314	70599	116025
1389.....	246221	18231	28083	93971	151204	134019
1390.....	126878	9548	12427	48802	84849	68528
1391.....	133428	10590	13508	60915	103887	61923
East Azarbayejan.....	7957	462	581	3531	6178	3964
West Azarbayejan	5833	436	526	2836	5888	2561
Ardebil	1711	128	156	911	1351	672
Esfahan	8485	586	697	3692	6006	4207
Alborz	5362	196	213	494	612	4672
Ilam	1132	86	115	587	1086	459
Bushehr	1693	185	257	790	1181	718
Tehran	5012	237	287	2336	3263	2439
Chaharmahal&Bakhtiyari	1701	178	234	865	1329	658
South Khorasan.....	1244	138	190	801	1319	305
Khorasan-e-Razavi.....	8291	522	827	5796	9219	1973
North Khorasan.....	1673	213	284	1166	2113	294
Khuzestan	7619	544	700	1784	2785	5291
Zanjan	2941	206	262	1215	1753	1520
Semnan.....	3940	254	295	1415	2712	2271
Sistan&Baluchestan	2380	540	805	1329	2610	511
Fars	7394	865	1137	4541	7708	1988
Qazvin	3052	275	349	997	1492	1780
Qom	2511	179	223	854	1690	1478
Kordestan	2804	250	312	1234	1850	1320
Kerman	2565	666	823	1557	2914	342
Kermanshah	5390	260	339	2393	5219	2737
Kohgiluyeh&Boyerahmad	1624	105	131	665	1095	854
Golestan	4329	326	392	2796	3958	1207
Gilan.....	7507	545	647	4493	6967	2469
Lorestan.....	4516	361	464	2002	3921	2153
Mazandaran.....	10688	574	656	2981	4419	7133
Markazi	6276	391	503	2517	5106	3368
Hormozgan.....	2707	367	446	1458	2682	882
Hamedan	3259	374	467	1930	3744	955
Yazd	1832	141	190	949	1717	742

1. Accidents causing both death and injury are included in the column of number of accidents causing death whereas number of the dead and number of the injured are included in their related columns.

2. Number of the dead and injured on the spot.

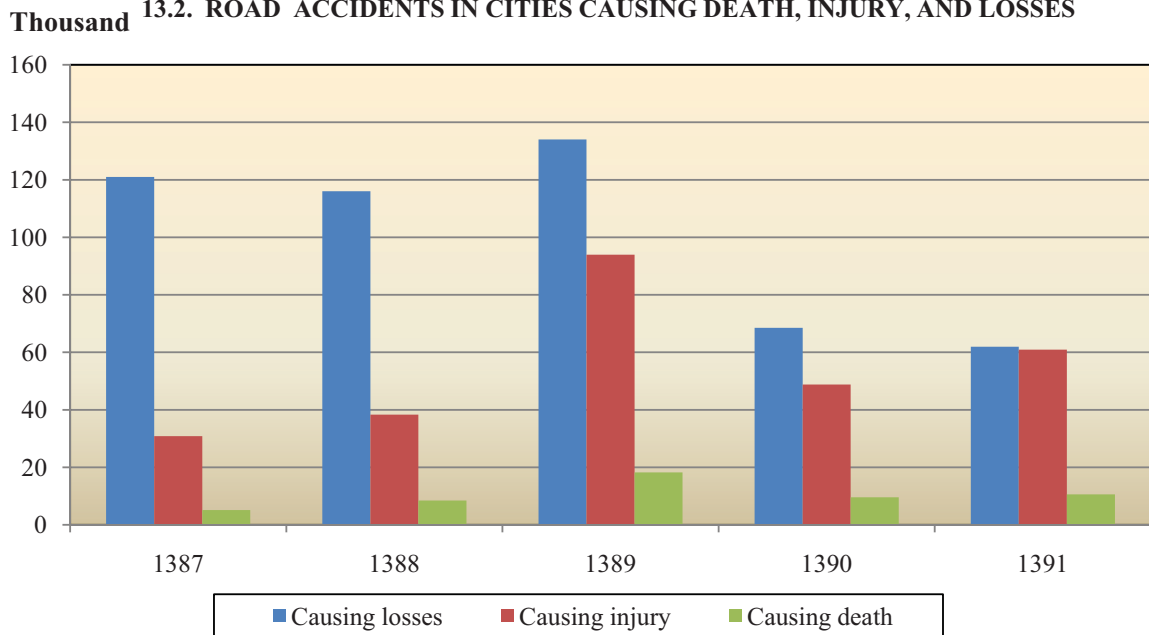
Source: Police Department.

13.1. VEHICLE ACCIDENTS IN CITIES CAUSING DEATH, INJURY, AND LOSSES



For data see Table 13.10.

13.2. ROAD ACCIDENTS IN CITIES CAUSING DEATH, INJURY, AND LOSSES



For data see Table 13.11.

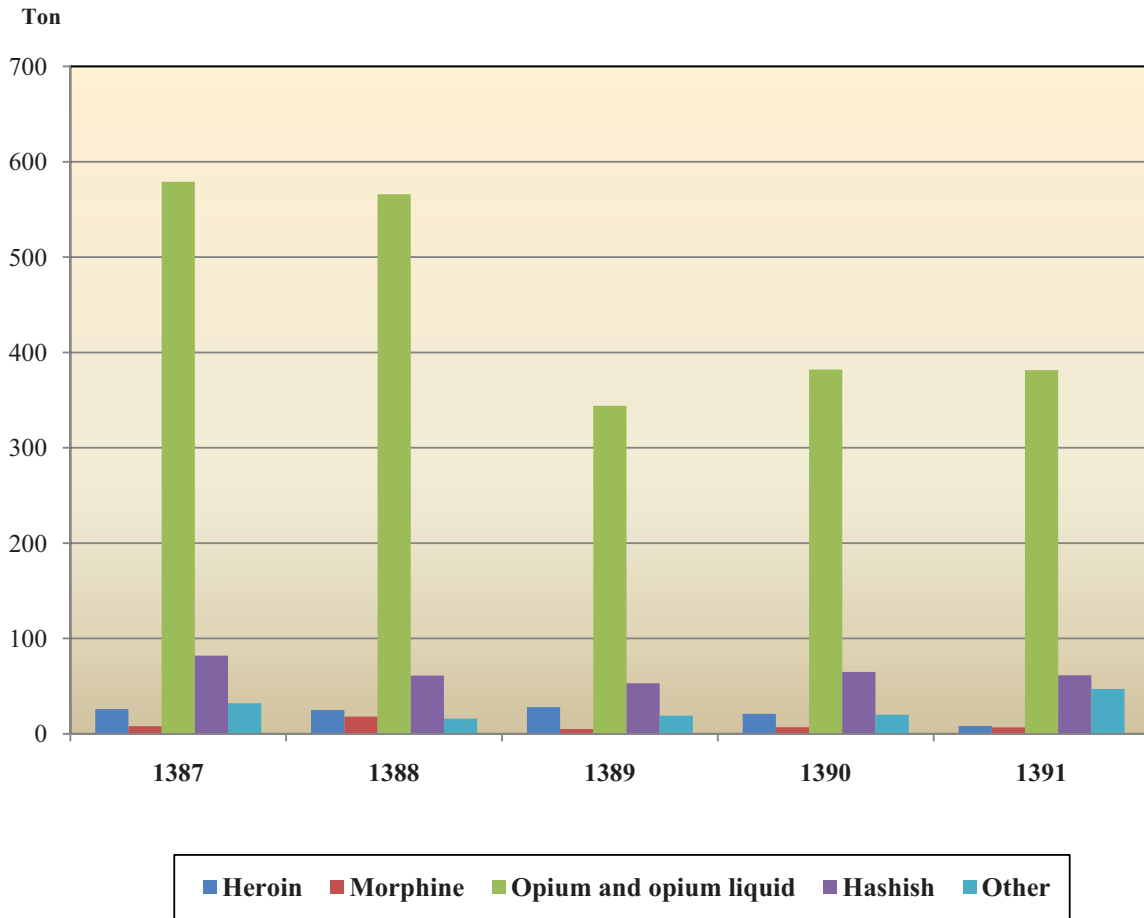
13. 12. NARCOTICS DISCLOSED

(kg)

Year and Ostan	Total	Heroin	Morphine	Opium & opium liquid	Hashish	Other
1375	191839	1218	12425	165808	12085	303
1380.....	140134	3612	7078	71201	51970	6273
1385.....	424557	11592	11174	325686	58209	17896
1387.....	726882	26208	7656	579393	81883	31742
1388.....	686471	24947	18284	566130	61300	15811
1389.....	448900	27988	5150	343505	53308	18949
1390.....	493902	20559	6620	381920	64873	19930
1391.....	504713	8210	6782	381389	61358	46974
East Azarbayejan.....	1880	9	//	952	186	733
West Azarbayejan	26630	951	1170	627	2553	21329
Ardebil	524	16	0	415	52	41
Esfahan	21570	584	124	18424	1831	607
Alborz	3038	97	10	2197	475	259
Ilam	195	2	0	173	14	6
Bushehr	2983	16	0	1854	1095	18
Tehran	27624	521	228	20409	2792	3674
Chaharmahal&Bakhtiyari	2290	22	0	2172	88	8
South Khorasan.....	26502	141	32	24204	1143	982
Khorasan-e-Razavi.....	17373	342	132	15298	1338	263
North Khorasan.....	1102	5	0	810	70	217
Khuzestan	4135	8	0	2346	1677	104
Zanjan	467	22	0	293	13	139
Semnan.....	2386	58	0	1973	22	333
Sistan&Baluchestan	148119	1988	1482	124514	16302	3833
Fars	28937	175	51	18706	7240	2765
Qazvin	1169	62	0	784	249	74
Qom	5985	28	9	4366	1420	162
Kordestan	665	14	0	310	31	310
Kerman	56729	1534	3383	46373	4533	906
Kermanshah	1515	6	//	1480	6	23
Kohgiluyeh&Boyerahmad	2972	24	0	2627	310	11
Golestan	1716	26	0	946	194	550
Gilan.....	2734	21	//	1879	377	457
Lorestan.....	3021	47	//	2886	5	83
Mazandaran.....	1590	9	0	816	271	494
Markazi	1963	149	//	1342	223	249
Hormozgan.....	85811	1117	20	69807	14594	273
Hamedan	9820	30	0	1875	59	7856
Yazd	13268	186	141	10531	2195	215

Source: Presidency.

13.3 NARCOTICS DISCLOSED BY THE POLICE DEPARTMENT



For data see Table 13.12.

13. 13. ARRESTEES IN RELATION TO NARCOTICS DISCLOSED BY TYPE OF CRIME

Year and Ostan	Total	Drug traffickers and distributors of narcotics					Addicts and users of narcotics	Foreign nationals
		Total	Drug trafficker	Distributor	Carrier	Drug keeper		
1375	139502	57839	000	000	000	000	80416	1247
1380	316391	113317	16785	57191	25975	13366	199950	3124
1385	426809	133332	12644	78866	21323	20499	289957	3520
1387	255123	246657	18538	101959	38981	87179	5279	3187
1388	231908	225491	14172	81555	40434	89330	3409	3008
1389	240973	227101	10967	85991	25512	104631	9829	4043
1390	272568	252197	13693	87606	30340	120558	16789	3582
1391	265206	221880	13776	69227	27873	111004	39996	3330
East Azarbayejan	7951	3516	123	2562	446	385	4434	1
West Azarbayejan	8745	5237	826	3366	960	85	3495	13
Ardebil	3947	3404	121	756	428	2099	536	7
Esfahan	25816	19097	760	4386	1202	12749	6122	597
Alborz	13673	13428	474	11917	188	849	1	244
Ilam	1887	1762	50	241	94	1377	125	0
Bushehr	2857	2163	23	599	165	1376	641	53
Tehran	40246	25398	2150	11354	2118	9776	13955	893
Chaharmahal&Bakhtiari	3306	3292	465	167	457	2203	13	1
South Khorasan	7460	7344	1512	968	1309	3555	40	76
Khorasan-e-Razavi	18967	18508	1425	6708	1544	8831	330	129
North Khorasan	1615	1403	203	868	175	157	212	0
Khuzestan	11961	10319	357	2999	4870	2093	1621	21
Zanjan	2879	2837	220	390	146	2081	41	1
Semnan	3150	3039	296	142	450	2151	28	83
Sistan&Baluchestan	4253	2836	235	611	1106	884	1338	79
Fars	11741	10451	304	1747	1673	6727	1157	133
Qazvin	4461	4131	223	449	258	3201	290	40
Qom	7320	7035	225	1359	146	5305	7	278
Kordestan	3764	3623	141	593	210	2679	131	10
Kerman	11199	10241	336	1999	2337	5569	765	193
Kermanshah	5519	5117	101	2382	763	1871	400	2
Kohgiluyeh&Boyerahmad	1368	1366	119	223	168	856	0	2
Golestan	7996	7307	876	1222	839	4370	660	29
Gilan	13530	13049	400	1393	278	10978	448	33
Lorestan	4315	4253	481	867	312	2593	59	3
Mazandaran	9910	8925	202	855	1358	6510	945	40
Markazi	6439	5705	130	1229	296	4050	701	33
Hormozgan	5318	4887	380	917	1294	2296	364	67
Hamedan	7328	6865	427	3956	256	2226	455	8
Yazd	6285	5342	191	2002	2027	1122	682	261

Source: Presidency.

13.14. DRUG DISCLOSED BY DISCOVERING ORGANIZATIONS (kg)

Year	Total	I.R.Iran Police	Ministry of Intelligence	Other government organizations ⁽¹⁾
1375.....	191838	163855	23235	4748
1380.....	140134	116411	17349	6374
1385.....	424557	354924	64279	5354
1387.....	726882	607881	114263	4738
1388.....	686471	560657	123241	2573
1389.....	448900	391728	54332	2840
1390.....	493902	431795	51685	10422
1391.....	504713	455463	42059	7191

1. Including Basij Resistance Force, the Islamic Republic of Iran Customs Administration, State Prisons and Security and Corrective Measures Organization, Islamic Revolutionary Guard Corps, Islamic Republic of Iran Army and Islamic Revolutionary Court.

Source: Presidency, Iran Drug Control Headquarters.

13. 15. NUMBER OF PEOPLE RECEIVED IN TREATMENT AND HARM REDUCTION CENTRES FOR DRUG ADDICTS BY SUPERVISING ORGANIZATIONS

Year	Grand total			Ministry of Health and Medical Treatment		
	Total	Government	Non-government	Total	Government	Non-government
1375.....	25845	25845	0	0	0	0
1380.....	41652	39549	2103	17012	17012	0
1385.....	457953	155930	302023	138262	5892	132370
1387.....	642516	148602	493914	167899	36181	131718
1388.....	668201	81487	586714	221374	30643	190731
1389.....	697224	184973	512251	195888	110272	85616
1390.....	721508	120943	600565	198569	26625	171944
1391.....	755394	120584	634810	252762	76609	176153

13. 15. NUMBER OF PEOPLE RECEIVED IN TREATMENT AND HARM REDUCTION CENTRES FOR DRUG ADDICTS BY SUPERVISING ORGANIZATIONS (continued)

Year	State Welfare Organization			State Prisons and Security And Corrective Measures Organization ⁽¹⁾
	Total	Government	Non-government	
1375	25845	25845	0	0
1380	24640	22537	2103	0
1385	200238	30585	169653	119453
1387	384387	22191	362196	90230
1388	411348	15365	395983	35479
1389	436784	10149	426635	64552
1390	438732	10111	428621	84207
1391	461680	3023	458657	40952

1. Including the public centres only.

Source: Presidency, Iran Drug Control Headquarters.

13.16. MAIN MEASURES TAKEN IN CULTURAL AND ADDICTION PREVENTION FIELDS BY ADMINISTRATIVE ORGANIZATIONS⁽¹⁾ IN FAMILY TARGET CENTRES, EDUCATIONAL CENTRES (SCHOOLS AND, UNIVERSITIES) NEIGHBOURHOODS AND WORK PLACES⁽²⁾

Activity	Unit	1385	1387	1388	1389	1390	1391
A. Family							
Offering training to families (not addicted and exposed to the risk of addiction) on life skills, child bringing-up styles and drug abuse prevention	Person	734076	1050798	940900	1274213	1542900	1800000
Offering counseling services to families for preventing drug abuse by counseling telephone	Person/ contact	72714	169221	000	259432	341148	364200
B. Educational centres (schools and universities)							
School-oriented preventive plans in the primary schools throughout the country	Person	373012	344786	709797	396330	792660	442449
Plans for offering trainings in the field of social and life skills in the nation's lower secondary schools	Person	312337	412664	249200	588403	1176806	718553
Plan on health-oriented schools in high schools throughout the country.....	Person	363917	427947	570000	480361	960722	437882
Recognizing and taking care of students that are exposed to risks and have addicted parents and offering cultural, educational and supportive services to them.....	Person	120	100	90	22437	23500	000
Preventive plans at dormitories	Person	65390	139159	601532	289072	322305	410424
Offering special training to aid recipients, prisoners' families, and soldiers in prisons on life skills	Person	130180	45000	30783	12224	210373	270379
C. Work places (administrative, industrial and military)							
Offering special training to employees and their families for preventing drug abuse at work places...	Person	235233	228636	219099	252206	⁽³⁾ 1261561	⁽³⁾ 590471
Number of employees engaged in governmental organizations participating in the 6 -hour training course approved for preliminary addiction prevention	Person	106249	85680	10000	129926	213244	224356

13.16. MAIN MEASURES TAKEN IN CULTURAL AND ADDICTION PREVENTION FIELDS BY ADMINISTRATIVE ORGANIZATIONS⁽¹⁾ IN FAMILY TARGET CENTRES, EDUCATIONAL CENTRES (SCHOOLS AND, UNIVERSITIES) NEIGHBOURHOODS AND WORK PLACES⁽²⁾
(continued)

Activity	Unit	1385	1387	1388	1389	1390	1391
D. Neighborhoods							
Offering training on drug prevention in urban and rural neighborhoods (community-based)	Person	2200469	2583694	3904018	4193030	5481290	9494641
Developing community-based sports activities and sports contests (marathon, cycling, neighborhood sports) and mass family walk with the slogan of Health and Addiction Free Society	Person /case	1547777	1100000	000	000	610000	000
Number of participants in festivals, congresses, exhibitions and scientific meetings on drug abuse prevention	Person / visit	209282	372259	7000	4427758	4974630	5673958
E. Media activities							
Production and broadcast of Radio & television programs (serial, tizer etc...) on addiction prevention	Hour	3625	2278	3309	3353	3558	2362
Preparing and producing training packages including pamphlets, brochures, posters, photos, films, CDs, cassettes, animation films and clips with the aim of disseminating information and raising awareness on addiction prevention for all target centres	Copy	12395425	370590	154430	4320907	4782877	4801988
Offering training to a specialized staff by holding workshops and training courses on preliminary addiction prevention	Person	000	000	000	250226	284981	324658

1. All cultural and preventive organizations include: Ministry of Culture and Islamic Guidance, State Welfare Organization, I.R.I.B, Ministry of Youth Affairs and Sports, Ministry of Science, Research and Information Technology, Ministry of Health and Medical Education, Ministry of Education, State PrisonS and Security and Corrective Measures Organization, Islamic Propagation Organization, I.R.Iran Police Department, Construction Basij Organization, Imam Khomeini Relief Committee and Non-Governmental Organizations.

2. Since, in some cases, one or more persons benefit from two or more cultural and preventive services, it is impossible to present the information of all people who are covered under the national cultural or preventive plans.

3. In the year 1391, preventive trainings are related to employees only. It should be mentioned that in the year 1390, the number of trained employees were 261561, only.

Source: Iran Drug Control Headquarters.