

10

Trade, Hotels and Restaurants



This chapter presents statistics in three sections: "Domestic trade", "Foreign trade" and "Hotels and restaurants".

Introduction

1. Domestic trade. The first survey of trade establishments was conducted in the cities of Tehran and Esfahan by the General Department of Public Statistics of the Ministry of the Interior in the years 1332 and 1336 respectively. Following the United Nations recommendations, General Department of Trade Statistics of the Ministry of Finance of the time conducted a survey in the year 1344, the results of which were disseminated. In the year 1345, General Department of Statistics of the Ministry of Economy of the time implemented pilot census of wholesale establishments in Tehran, the results of which were disseminated in 1346. Also, the mentioned Department collected and disseminated data relating to trade establishments in 250 cities of the country through sample surveys from the year 1346 to the year 1351. In connection with compilation of national accounts, the Central Bank of the Islamic Republic of Iran has collected trade statistics since years ago.

The Statistical Centre of Iran executed two pilot sample surveys during the years 1355 and 1356,

2. Foreign trade. Statistics on foreign trade of Iran have continuously been produced and disseminated since the year 1279. They are annually provided by Iran Customs Administration according to data in reports of incoming and out-going commodities released from the customs houses of the country.

one in the city of Rasht and the other in Tehran, Zahedan, Kermanshah and Khorramshahr. In the 1355 and 1365 National Population and Housing Censuses and the 1370 Population Survey, statistics on nationwide trade establishments were collected.

In the late 1366 and the early 1367, survey of establishments engaged in the sale and purchase of commodities in urban areas was executed on a large scale by the SCI. Then, in the year 1369, statistical information on these establishments was collected in both urban and rural areas. In the year 1373, sample survey of trade establishments(place of selling and purchasing goods) was carried out.

Statistics on trade establishments presented in this yearbook were provided by using the results obtained from the 1381 General Census of Establishments including the number of establishments and average number of workers engaged in "wholesale trade, retail trade and repair of motor vehicles, and personal and household goods".

In addition, this chapter presents statistics for types of transactions registered in notary publics and land registration offices representing some of trade activities provided by the State Organization for Registration of Deeds and Properties.

Statistical data on urban and rural cooperatives included in the statistical yearbook have been obtained from related organizations since the years 1339 and 1342 respectively. Statistics on rural cooperatives and unions presented here are from the Central Organization of Rural Cooperatives, and statistics on other cooperatives are from the Ministry of Cooperatives

The statistics presented in this chapter are from the Foreign Trade Statistics Yearbooks of the Islamic Republic of Iran. They comprise the volume of commercial exchanges, amount and value of commodities imported and exported, as well as the share of different countries in total imports and exports.

It should be noted that imports and exports value experienced increases in foreign trade tables from the years 1373 and 1381 on. One of the reasons for the increases is the dramatic changes in exchange rates.

3. Hotels and restaurants. Survey of establishments serving food and beverages was first conducted in the city of Rasht in the year 1355 and then in Tehran, Zahedan, Khorramshahr, and Kermanshah in the year 1356 by the SCI and its results were provided to the users.

In the late 1366, the survey of establishments serving food and beverages was executed in urban areas for the first time by the SCI and its results were disseminated. Moreover, in the year 1369, the survey was implemented in urban and rural areas and its outcomes were disseminated.

Based on the frame information from the 1370 Multi-Round Population Survey, the survey of establishments serving food and beverages was executed in the year 1373 and its outcomes were disseminated.

In this yearbook, fresh statistics, obtained from the results of the 1381 Establishments Census, on the number of hotels, other temporary public accommodations, restaurants, and establishments serving food and beverages, as well as the number of workers are presented in this yearbook.

Also included here are statistics on the quality of accommodation facilities, number of rooms, and number of beds, obtained from Iran Touring & Tourism Organization (ITTO), affiliated to the Ministry of Culture and Islamic Guidance until the year 1382. However, by merging Iran Touring and Tourism Organization and Iran Cultural Heritage Organization into Touring and Cultural Heritage Organization in the late 1382, the mentioned statistics are supplied by the newly-established Organization. They have been collected since the establishment of Iran Tourism Organization in the year 1342 and included in the statistical yearbook since the year 1345. Considering recent changes in administrative divisions, the data appeared in tables 10.2, 10.3, 10.24 and 10.25 were adjusted

from the results of the 1381 General Census of Establishments and then necessary calculations were made in the SCI.

Definitions and concepts

Commercial establishment: a part of a place or a number of places in which a group of production factors is engaged in purchase and sale of goods (wholesale, retail trade) and provision of depended services under single accounting and management unit. Establishments engaged in repair of motor vehicles, personal and household goods, preparing and rendering food and beverages, providing services and facilities for short stay of passengers are known as commercial establishment.

Wholesale: the reselling (without change) of new or used goods in large quantities to retailers, industrial, commercial, administrative consumers, departments, or to other wholesalers or those working as agents or brokers to sell or purchase commercial articles for such persons or companies.

Retail trade: the resale (without change) of new or used goods in small quantities to the public for personal or household use in shops, department stores, booths, by post, vendors, street-vendors, consumer cooperatives, sale halls, etc.

Workers: see Chapter 7, Definitions and Concepts.

Revocable transactions: any contract in which an immovable property is left with the creditor as a property in pawn for satisfactory fulfillment of liabilities so that the creditor may make up for damages from the property under legal conditions in case the debtor ignores his liabilities.

Surety bond: responsibility for someone else's performance of an undertaking.

Rent: lease or tenancy agreement according to which the tenant gets the right of ownership over the property for a certain period of time.

Cooperatives: see "Definitions and Concepts", Chapter 4.

Types of cooperatives operating in different sectors:

1. **Services cooperatives:** companies which are registered and established to provide services in one of service fields based on ISIC.

2. **Producers' supply cooperatives:** cooperatives composed of producing units, which are registered and established to meet their members' different needs.

3. **Consumers' supply cooperatives:** these cooperatives are engaged in procuring and supplying members with different kinds of commodities and appliances required, from inside the country or from abroad, in line with public benefits and reduction of prices and costs. They include employees' consumer co-ops, workers' consumer co-ops, local consumer co-ops, public consumer co-ops, borderers' co-ops, and distributive trade guilds' co-ops.

Cooperatives in operation: refers to a cooperative which is operational and has annual financial performance and produces outputs of goods or renders some services.

Cooperative unions: refers to combination of at least 7 cooperatives whose field of activities is similar and it is established and registered according to the regulations and the law of cooperative sector.

Legal reserves of rural cooperative unions: twenty percent of the annual revenues of rural cooperative companies and unions are considered as indivisible legal reserves.

Balance of trade: see Chapter 21, "Definitions and concepts".

Imports: refers to purchasing, barter exchange deals or grants of goods and services from a country to another one after customs clearance and observance of other regulations.

The following cases are not included with imports statistics:

a. The goods which are subject to political legal exemptions included in Article 37 of the customs law approved on 30 Khordad 1350.

b. Foreign transit goods, exported goods returned from foreign countries, transferred, cabotage¹ and temporary imports.

c. Used personal goods which are not subject to the customs duties and commercial benefits.

d. Fuel and oils for vehicles and aircraft.

e. Used household goods of Iranians living abroad or foreign nationals which are released from the customs houses by special permits under Clause 6 of Article 37.

f. Gifts to organizations and centres that are subject to exemptions from customs duties.

g. Goods carried with passengers subject to Article 31.

Exports: refers to sales, barter, or gifts or grants, of goods and services from a country to another one after customs clearance and observance of other regulations.

The following cases are not included in exports statistics:

a. Temporary exports.

b. Cabotage.

c. Vehicle and aircraft fuel and oils.

d. Goods carried with passengers subject to Article 32.

Also, the following items, exported by National Iranian Oil Company and National Iranian Gas Company are not included in non-oil exports and follow certain regulation for export:

a. Crude oil

b. Natural gas

c. Fuel oil

d. Burning oil

e. Gas oil

f. Gas distillations until the year 1374, commodities were classified according to Brussels Tariff Nomenclature approved on 30 Khordad 1350 in which sub-divisions were made under general regulations of exports and imports of Iran.

As of 1375, the previous classification was replaced by the new international classification

1- is the transport of goods between two points in the same country by a vessel or an aircraft registered in another country..

called H.S.(Harmonized Commodity Description and Coding System) which consists of 21 sections as follows:

Section I. Live animals; animal products.

Section II. Vegetable products.

Section III. Animal or vegetable fats and oils and their cleavage products; prepared edible fats; animal or vegetable waxes.

Section IV. Prepared foodstuffs; beverages, spirits and vinegar; tobacco and manufactured tobacco substitutes.

Section V. Mineral products.

Section VI. Products of the chemical or allied industries.

Section VII. Plastics and articles thereof; rubber and articles thereof.

Section VIII. Raw hides and skins, leather, furskins and articles thereof; saddlery and harness; travel goods, handbags and similar containers; articles of animal gut.

Section IX. Wood and articles of wood; wood charcoal; cork and articles of cork; manufactures of straw, of esparto or of other plaiting materials; basketware and wickerwork.

Section X. Pulp of wood or of other fibrous cellulosic materials; waste and scrap of paper or paperboard; paper and paperboard and articles there of.

Section XI. Textiles and textile articles.

Section XII. Footwear, headgear, umbrellas, sun umbrellas, walking-sticks, seat-sticks, whips, riding-crops and parts there of; prepared feathers and articles made there with; artificial flowers; articles of human hair.

Section XIII. Articles of stone, plaster, cement, asbestos, mica or similar materials; ceramic products; glass and glassware.

Section XIV. Natural or cultured pearls, precious or semi-precious stones, precious metals, metals clad with precious metals and articles thereof; imitation jewellery; coin

Section XV. Base metals and articles of base metals

Section XVI. Machinery and mechanical appliances; electrical equipment; parts there of; sound recorders and reproducers; television image and sound recorders and reproducers, and parts and accessories of such articles

Section XVII. Vehicles, aircraft, vessels and associated transport equipment

Section XVIII. Optical, photographic, cinematographic, measuring, checking, precision, medical or surgical instruments and apparatus; clocks and watches; musical instruments, parts and accessories there of.

Section XIX. Arms and ammunition; parts and accessories there of

Section XX. Miscellaneous manufactured articles

Section XXI. Works of art, collectors' pieces and antiques

Value of goods: value of imports and exports are determined according to C.I.F.¹ and F.O.B². respectively

Establishment serving foods and beverages: a certain fixed place where a collection of capital and labour force are employed for serving foods and beverages.

Accommodation: a place or a part of a place or a number of certain places in which a group of production factors are working under control and supervision of a single management and accounting unit for the provision of short- stay accommodation for visitors and other travelers as well as providing services and facilities. Accommodations which all people using them are called "public accommodations" and those which are confined to the members of a certain organization are called "private accommodations" Even though the second accommodation of the households, such as apartments and private villas used by the household and family members and their friends are considered as tourism capacities, they are not taken into account as accommodations.

1. C.I.F. (Cost, Insurance and Freight).

2. F.O.B. (Free On Board)

Class of accommodation: under certain regulations accommodations are divided into 6 classes: luxury or 5-star, 4-star, 3-star, 2-star, 1-star, super luxury and also a group is classified without star (first class, second class and third class) by construction, equipment and installation status and quality of services offered.

Accommodation capacity: the grand total of rooms and beds used by travellers in every accommodation facility for a certain period of time.

Selected information

In the year 1391, the volume of trade transactions amounted to 1354 thousand bln rials which had a 30 percent increase in comparison to the preceding year. Out of the stated volume, 62 and 38 percents were related to imports and non-oil exports respectively.

In the year 1391, a volume of 39 mln tons of different goods amounting to 833 thousand bln rials were imported into country via customs terminals whose value increased by 23.8 percent in comparison to the preceding year. It should be noted that the maximum volume of imports by value at rials relates to the countries of UAE 20.0 percent out of total value), China 15.4 percent out of total value) and Republic of

Korea 9.1 percent of total value). Moreover, in this year 70 mln tons of various kinds of non-oil goods at the value of 521 thousand bln rials were exported abroad via customs terminals whose value increased by 40.3 percent in comparison to the preceding year. The highest volume of exports by value at rials relates to the countries of Iraq, (19.6 percent out of total value), China (17.4 percent out of total value) and UAE (12.1 percent out of total value).

In the year 1391, the number of accommodation facilities of the country was 3058 units (including 82077 rooms and 215379 beds).

1. Cabotage is the transport of goods between two points in the same country by the vessel or an aircraft registered in another country.

10. 1. ESTABLISHMENTS ENGAGED IN WHOLESALE AND RETAIL TRADE, REPAIR OF MOTOR VEHICLES, MOTORCYCLES AND PERSONAL AND HOUSEHOLD GOODS BY INDUSTRY AND SIZE OF ESTABLISHMENTS, THE YEAR 1381

industry	Total	1 worker	2 workers	3-5 workers	6-9 workers	10-49 workers	50-99 workers	100+ workers	Not stated
Total country	1470070	1054873	305413	95845	8414	5088	221	150	66
Sale, maintenance and repair of motor vehicles and motorcycles; retail sale of automotive fuel	241668	139438	70471	27692	2322	1666	39	32	8
Sale of motor vehicles	9566	3888	3039	2217	216	195	5	6	0
Maintenance and repair of motor vehicles	151823	80202	48729	20341	1467	1035	25	18	6
Sale of motor vehicle parts and accessories	46918	32401	11177	3055	163	108	6	7	1
Sale, maintenance and repair of motorcycles and related parts and accessories	29150	20683	6904	1493	48	21	0	0	1
Retail sale of automotive fuel	4211	2264	622	586	428	307	3	1	0
Wholesale trade and commission trade, except of motor vehicles and motorcycles	71106	29999	22600	14847	2038	1439	97	73	13
Wholesale on a fee or contract basis	1173	486	359	274	27	25	1	1	0
Wholesale of agricultural raw materials, live animals, food, beverages and tobacco	30053	12429	9073	6946	941	591	47	24	2
Wholesale of non-agricultural intermediate products, waste and scrap	12876	5513	3742	2796	460	307	23	29	6
Wholesale of machinery, equipment and supplies	1311	356	304	402	111	122	10	5	1
Wholesale of textiles and textiles articles, clothing and footwear	12900	6111	4776	1857	113	37	3	3	0
Wholesale of household goods	5404	2155	1816	1104	148	163	5	10	3
Wholesale of medical and surgical instruments	5956	2340	2089	1160	182	176	8	1	0
Other wholesale	1433	609	441	308	56	18	0	0	1
Retail trade, except of motor vehicles and motorcycles; repair of personal and household goods	1157296	885436	212342	53306	4054	1983	85	45	45
Non-specialized retail trade in stores	12894	7689	1940	2111	620	468	38	14	14
Retail sale of food, beverages and tobacco in specialized stores	512929	421373	75776	14326	963	460	12	9	10
Retail sale of second-hand goods in stores	7870	6517	1114	220	10	8	0	0	1
Retail trade not in stores	924	792	110	20	2	0	0	0	0
Repair of personal and household goods	78897	63649	12426	2600	136	80	3	3	0
Other retail trade of new goods in specialized stores	543782	385416	120976	34029	2323	967	32	19	20

Source: Statistical Centre of Iran.

10. 2. ESTABLISHMENTS ENGAGED IN WHOLESALE AND RETAIL TRADE, REPAIR OF MOTOR VEHICLES, MOTORCYCLES AND PERSONAL AND HOUSEHOLD GOODS IN URBAN/RURAL AREAS, THE YEAR 1381

Ostan	Total			Sale, maintenance and repair of motor vehicles and motorcycles, retail sales of automotive fuel		
	Total country	Urban	Rural	Total	Urban	Rural
Total country	1470070	1226041	244029	241668	207249	34419
East Azarbayejan	93533	79455	14078	13362	12084	1278
West Azarbayejan	66450	55964	10486	11173	10136	1037
Ardebil	28553	22944	5609	3997	3751	246
Esfahan.....	110753	96535	14218	22410	19612	2798
Alborz ⁽¹⁾	000	000	000	000	000	000
Ilam	10209	8383	1826	1156	1025	131
Bushehr	15582	12579	3003	2325	1924	401
Tehran ⁽¹⁾	284722	265711	19011	42242	39209	3033
Chaharmahal & Bakhtiari	16956	12107	4849	2308	2005	303
South Khorasan	10000	7112	2888	2092	1654	438
Khorasan-e-Razavi	128274	106098	22176	23632	20102	3530
North Khorasan	14663	10327	4336	2147	1813	334
Khuzestan	68181	58083	10098	12425	10745	1680
Zanjan	19686	15902	3784	2951	2577	374
Semnan	12984	10924	2060	2420	2089	331
Sistan & Baluchestan	33339	25821	7518	4872	4258	614
Fars	74747	59527	15220	13905	11584	2321
Qazvin	22149	17348	4801	3922	3300	622
Qom	22701	21912	789	3904	3751	153
Kordestan	31488	26401	5087	4275	4058	217
Kerman	44363	36983	7380	9109	7801	1308
Kermanshah	41469	36711	4758	6154	5756	398
Kohgiluyeh & Boyerahmad	8768	6693	2075	976	848	128
Golestan	31378	22509	8869	5289	4271	1018
Gilan	64862	44654	20208	10183	6061	4122
Lorestan	31615	27205	4410	4161	3796	365
Mazandaran	74568	51978	22590	12317	7830	4487
Markazi	28663	23902	4761	4722	4244	478
Hormozgan	19448	13442	6006	2739	1859	880
Hamedan	39071	30742	8329	5920	5251	669
Yazd	20895	18089	2806	4580	3855	725

10. 2. ESTABLISHMENTS ENGAGED IN WHOLESALE AND RETAIL TRADE, REPAIR OF MOTOR VEHICLES, MOTORCYCLES AND PERSONAL AND HOUSEHOLD GOODS IN URBAN/RURAL AREAS, THE YEAR 1381 (continued)

Ostan	Wholesale trade and commission trade ⁽²⁾			Retail sales and repair services of personal and household goods ⁽²⁾		
	Total	Urban	Rural	Total	Urban	Rural
Total country	71106	66202	4904	1157296	952590	204706
East Azarbayejan	3886	3567	319	76285	63804	12481
West Azarbayejan	2455	2294	161	52822	43534	9288
Ardebil	925	888	37	23631	18305	5326
Esfahan	4676	4019	657	83667	72904	10763
Alborz ⁽¹⁾	000	000	000	000	000	000
Ilam	372	339	33	8681	7019	1662
Bushehr	553	498	55	12704	10157	2547
Tehran ⁽¹⁾	26593	26140	453	215887	200362	15525
Chaharmahal & Bakhtiari	391	306	85	14257	9796	4461
South Khorasan	242	163	79	7666	5295	2371
Khorasan-e-Razavi	6351	6123	228	98291	79873	18418
North Khorasan	303	276	27	12213	8238	3975
Khuzestan	2223	1955	268	53533	45383	8150
Zanjan	675	633	42	16060	12692	3368
Semnan	358	330	28	10206	8505	1701
Sistan & Baluchestan	886	772	114	27581	20791	6790
Fars	2318	2177	141	58524	45766	12758
Qazvin	880	770	110	17347	13278	4069
Qom	848	825	23	17949	17336	613
Kordestan	1100	1055	45	26113	21288	4825
Kerman	1325	1188	137	33929	27994	5935
Kermanshah	1589	1534	55	33726	29421	4305
Kohgiluyeh & Boyerahmad	172	167	5	7620	5678	1942
Golestan	1144	964	180	24945	17274	7671
Gilan	2809	2285	524	51870	36308	15562
Lorestan	1125	958	167	26329	22451	3878
Mazandaran	2696	2147	549	59555	42001	17554
Markazi	919	882	37	23022	18776	4246
Hormozgan	1088	927	161	15621	10656	4965
Hamedan	1422	1294	128	31729	24197	7532
Yazd	782	726	56	15533	13508	2025

1. Statistics for Alborz are included in Tehran.

2. Excluding motor vehicles and motorcycles.

Source: Statistical Centre of Iran.

10. 3. ESTABLISHMENTS ENGAGED IN WHOLESALE AND RETAIL TRADE, REPAIR OF MOTOR VEHICLES, MOTORCYCLES AND PERSONAL AND HOUSEHOLD GOODS BY SIZE OF ESTABLISHMENTS AND OSTAN, THE YEAR 1381

Ostan	Total	1 worker	2 workers	3-5 workers	6-9 workers	10-49 workers	50-99 workers	100+ workers	Not stated
Total country	1470070	1054873	305413	95845	8414	5088	221	150	66
East Azarbayejan	93533	73530	15144	4356	295	193	10	5	0
West Azarbayejan	66450	51348	11244	3423	303	131	0	1	0
Ardebil	28553	22404	4781	1242	85	37	2	2	0
Esfahan	110753	78784	23305	7738	609	300	12	5	0
Alborz ⁽¹⁾	000	000	000	000	000	000	000	000	000
Ilam	10209	7770	2078	314	25	20	2	0	0
Bushehr	15582	11023	3619	785	86	65	2	2	0
Tehran ⁽¹⁾	284722	176118	74279	29238	2957	1878	108	78	66
Chaharmahal & Bakhtiari	16956	13732	2588	562	49	24	0	1	0
South Khorasan	10000	7967	1596	389	27	19	2	0	0
Khorasan-e-Razavi	128274	89298	29071	8929	595	362	13	6	0
North Khorasan	14663	11787	2275	543	39	19	0	0	0
Khuzestan	68181	48415	14772	4328	403	249	9	5	0
Zanjan	19686	15030	3687	862	60	45	1	1	0
Semnan	12984	9890	2351	629	61	48	2	3	0
Sistan & Baluchestan	33339	26887	4883	1337	142	88	2	0	0
Fars	74747	52842	16042	5105	466	275	8	9	0
Qazvin	22149	15213	5212	1572	89	57	3	3	0
Qom	22701	16024	5093	1437	90	55	2	0	0
Kordestan	31488	22775	6594	1893	150	74	2	0	0
Kerman	44363	35881	6321	1819	192	142	6	2	0
Kermanshah	41469	30671	8310	2227	168	90	2	1	0
Kohgiluyeh & Boyerahmad	8768	6679	1744	290	35	18	1	1	0
Golestan	31378	22971	6629	1601	108	60	7	2	0
Gilan	64862	48826	12406	3204	250	168	4	4	0
Lorestan	31615	24674	5393	1325	121	96	3	3	0
Mazandaran	74568	55200	14373	4346	414	218	9	8	0
Markazi	28663	21786	5301	1401	88	82	4	1	0
Hormozgan	19448	13152	4621	1401	175	94	2	3	0
Hamedan	39071	29235	7487	2094	169	85	1	0	0
Yazd	20895	14961	4214	1455	163	96	2	4	0

1. Statistics for Alborz are included in Tehran.

Source: Statistical Centre of Iran.

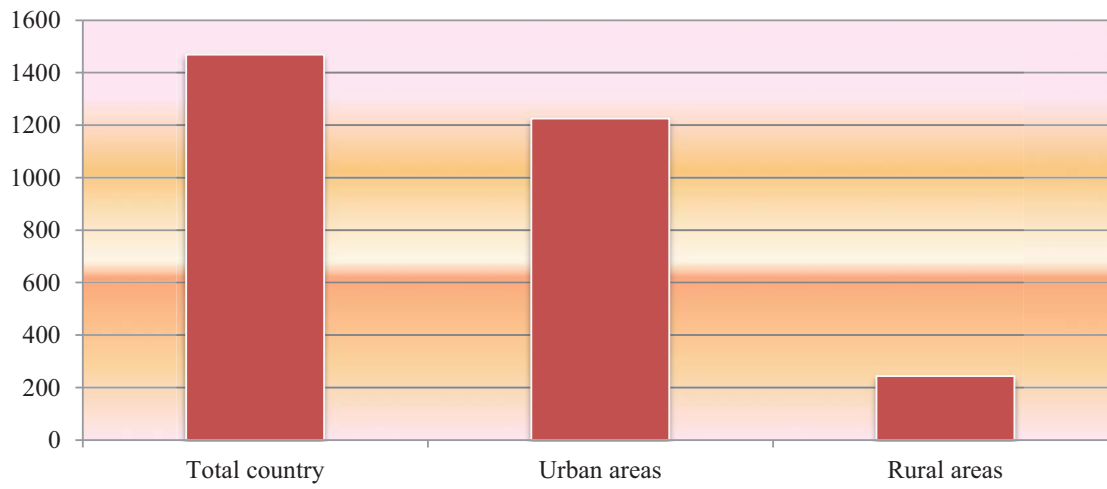
10. 4. NUMBER OF WORKERS OF ESTABLISHMENTS ENGAGED IN WHOLESALE AND RETAIL TRADE; REPAIR OF MOTOR VEHICLES, MOTORCYCLES AND PERSONAL AND HOUSEHOLD GOODS BY INDUSTRY, THE YEAR 1381

Industry	Workers
<i>Total country</i>	2187658
<i>Sale, maintenance and repair of motor vehicles and motorcycles; retail sale of automotive fuel</i>	432828
Sale of motor vehicles	23895
Maintenance and repair of motor vehicles	286472
Sale of motor vehicle parts and accessories	69246
Sale, maintenance and repair of motorcycles and related parts and accessories	39980
Retail sale of automotive fuel	13235
<i>Wholesale trade and commission trade, except of motor vehicles and motorcycles</i>	194152
Wholesale on a fee or contract basis	3448
Wholesale of agricultural raw materials, live animals, food, beverages and tobacco	79901
Wholesale of non-agricultural intermediate products, waste and scrap	42689
Wholesale of machinery, equipment and supplies	7815
Wholesale of textiles and textiles articles, clothing and footwear	24839
Wholesale of household goods	16531
Wholesale of medical and surgical instruments	15729
Other wholesale	3200
<i>Retail trade, except of motor vehicles and motorcycles; repair of personal and household goods</i>	1560678
Non-specialized retail trade in stores	36371
Retail sale of food, beverages and tobacco in specialized stores	636249
Retail sale of second-hand goods in stores	9637
Retail trade not in stores	1091
Repair of personal and household goods	100007
Other retail trade of new goods in specialized stores	777323

Source: Statistical Centre of Iran

10.1. NUMBER OF ESTABLISHMENTS, THE YEAR 1381

1000 Establishments



For data see Table 10.2.

10.5. TRANSACTIONS REGISTERED IN NOTARY PUBLICS AND LAND REGISTRATION OFFICES

Year and Ostan	Actual		Revocable transaction	Surety bond	Rental	Power of attorney	Estate distribution letter
	Movable	Im-movable					
1375	447109	477450	139926	7144	52012	1289210	×
1380.....	964284	762716	260069	15052	77012	1857017	×
1385.....	1443317	1253843	581997	30499	113481	3436745	×
1387.....	2007664	1100635	289523	20878	109460	4319492	×
1388.....	2002444	995732	332487	29288	118191	4305890	×
1389.....	2000000	1232240	431478	65196	128903	5344994	×
1390.....	2101128	1414552	415918	83377	146937	5716602	24375
1391.....	2263661	1563773	388284	88315	195238	6364799	25108
East Azarbayejan...	121152	80201	24060	1201	3676	341132	1009
West Azarbayejan .	115927	44095	12379	772	4004	206684	152
Ardebil.....	38278	26766	2837	126	996	104957	530
Esfahan.....	141415	119893	17504	789	7192	393556	1511
Alborz	98628	63386	17765	1482	1604	243019	738
Ilam.....	1945	7185	4592	278	466	23633	27
Bushehr.....	14184	22554	4272	202	4081	86747	149
Tehran.....	755618	392648	114325	62986	28448	1719398	8592
Chaharmahal & Bakhtiari.....	22552	10337	2817	208	2288	50713	126
South Khorasan..	4250	7645	2679	8	842	26852	83
Khorasan-e- Razavi	188505	105890	10676	1577	37240	488814	1939
North Khorasan	16630	12385	1782	43	1311	33978	467
Khuzestan.....	47229	81095	19620	641	6058	300821	442
Zanjan.....	26027	20901	6052	501	9832	67075	371
Semnan.....	19099	23894	8584	120	8283	42257	488
Sistan & Baluchestan	16268	16078	1942	578	1340	96735	273
Fars	95483	89862	26607	2241	16983	383905	1782
Qazvin.....	39627	30858	14051	440	3585	99478	267
Qom	36846	27971	3758	144	2420	112674	120
Kordestan	34612	20093	2218	206	1135	106788	427
Kerman	37026	36572	18283	1539	8416	170862	489
Kermanshah	27539	32199	3256	898	5542	147739	271
Kohgiluyeh & Boyerahmad	2108	8306	2807	6031	334	47780	261
Golestan	35772	29146	5422	372	4967	110979	476
Gilan	53358	60378	23672	762	6998	165432	930
Lorestan	22983	24185	5300	389	4226	110953	235
Mazandaran	97485	70444	2987	1925	8463	261769	1232
Markazi	40582	22714	7320	1258	2625	113090	837
Hormozgan	24716	20935	5641	389	3045	111983	166
Hamedan	52490	26145	7994	39	4505	111944	275
Yazd	35327	29012	7082	170	4333	83052	443

10. 5. TRANSACTIONS REGISTERED IN NOTARY PUBLICS AND LAND REGISTRATION OFFICES (continued)

Year and Ostan	Peace pact	Partnership documents of banks	Installment bills of the banks	Attest	Other	Total transactions
1375.....	×	×	×	2294989	922461	5630301
1380.....	×	×	×	2553197	1521246	8010593
1385.....	×	×	×	5300679	2446421	14606982
1387.....	×	×	×	5759021	2873933	16480606
1388.....	×	×	×	7565466	3319690	18669188
1389.....	×	×	×	8646239	3420100	21842601
1390.....	174306	198784	295453	8680999	3208931	22461362
1391.....	161347	170258	342126	6721821	3157697	21442427
East Azarbayejan.....	7340	9521	23302	333590	172548	1118732
West Azarbayejan	4669	5659	8845	249033	144216	796435
Ardebil.....	1912	5016	11165	96694	51683	340960
Esfahan.....	12981	14520	26814	511714	143930	1391819
Alborz.....	5337	1078	4617	285851	73031	796536
Ilam.....	96	1653	2553	47163	45277	134868
Bushehr.....	1259	3856	9061	106172	64446	316983
Tehran.....	48091	15070	39091	1524793	387695	5096755
Chaharmahal & Bakhtiyari.....	4823	3307	2623	85904	40162	225860
South Khorasan.....	357	1013	1755	38723	33357	117564
Khorasan-e- Razavi	8311	10010	24984	387268	273792	1539006
North Khorasan.....	359	2630	5219	57810	29042	161656
Khuzestan.....	1426	8038	16841	368003	215892	1066106
Zanjan.....	1506	3294	7346	112741	27810	283456
Semnan.....	1370	2014	6142	64501	37942	214694
Sistan & Baluchestan....	1145	1898	3191	94963	73080	307491
Fars	5241	17724	30243	364441	216335	1250847
Qazvin.....	2061	1252	1948	94257	61622	349446
Qom	1852	1475	4065	92103	44884	328312
Kordestan	1141	3909	7076	129595	78619	385819
Kerman	1582	4218	3792	213697	139567	636043
Kermanshah	502	4493	10261	178772	109966	521438
Kohgiluyeh & Boyerahmad	688	2873	4023	67876	42660	185747
Golestan	3936	3563	9987	114571	78927	398118
Gilan	18126	5482	17848	176014	128138	657138
Lorestan	1265	4228	8172	140398	95029	417363
Mazandaran	10027	20194	23491	311849	149234	959100
Markazi	1934	2321	5683	110779	40791	349934
Hormozgan	9620	3502	3326	140090	67676	391089
Hamedan	1004	4055	10186	129859	45811	394307
Yazd	1386	2392	8476	92597	44535	308805

Source: State Organization for Registration of Deeds and Properties.

10. 6. GENERAL CHARACTERISTICS OF COOPERATIVES SUPPLYING PRODUCERS

REQUIREMENTS AT THE END OF THE YEAR

(mln rials)

Description	Number	Members	Employees	Capital
Registered cooperatives⁽¹⁾				
1375	1766	259709	17547	457263
1380.....	2766	355354	29765	709888
1385.....	3716	391953	41393	920201
1387.....	4124	401079	46284	1022304
1388.....	4216	403526	47151	1026333
1389.....	3798	383833	48135	1044291
1390 ⁽²⁾	3848	242770	48463	779252
1391.....	3875	407889	49514	3325849
Cooperatives under establishment				
1375 ⁽³⁾	12	709	103	9012
1380.....	95	3197	766	12337
1385.....	353	8857	2984	23870
1387.....	581	13453	5035	111583
1388.....	623	14623	5368	112795
1389 ⁽⁴⁾	32	862	471	1824
1390.....	23	633	439	475
1391.....	56	1163	1052	1383
Cooperatives in operation				
1375 ⁽³⁾	854	205097	12712	437855
1380.....	1489	274212	20666	518062
1385.....	2084	299904	28186	713873
1387.....	2249	304164	30911	727883
1388.....	2300	305399	31450	730895
1389.....	2059	257358	31027	801529
1390.....	1838	230784	25230	531565
1391.....	1678	241499	23452	544812

**10. 6. GENERAL CHARACTERISTICS OF COOPERATIVES SUPPLYING PRODUCERS
REQUIREMENTS AT THE END OF THE YEAR (continued) (mln rials)**

Description	Number	Members	Employees	Capital
East Azarbayejan	147	16143	2025	19379
West Azarbayejan	40	3994	673	6806
Ardebil	6	74	166	18
Esfahan	126	18329	1365	84819
Alborz.....	18	2090	1153	5341
Ilam	11	190	46	8998
Bushehr	43	6266	943	7875
Tehran	136	12623	2407	165575
Chaharmahal & Bakhtiari	17	1398	431	877
South Khorasan.....	19	3601	151	8327
Khorasan-e-Razavi.....	207	22048	1250	60281
North Khorasan.....	17	1329	136	849
Khuzestan	52	4997	1194	6074
Zanjan	11	622	53	1109
Semnan	31	1435	511	6833
Sistan & Baluchestan ...	77	7207	2370	2395
Fars	107	15587	1449	15841
Qazvin ...	19	3047	127	7799
Qom	16	1262	108	21351
Kordestan	38	2701	229	1576
Kerman	80	84524	592	22612
Kermanshah	34	1483	1570	656
Kohgiluyeh & Boyerahmad	1	47	47	94
Golestan	75	3200	661	12376
Gilan	32	2137	251	3494
Lorestan	40	1542	160	2288
Mazandaran	118	10078	1626	19872
Markazi	24	2022	95	2345
Hormozgan	74	4714	1254	2336
Hamedan	16	1341	106	2498
Yazd	46	5468	303	44118

1. Including cooperatives in operation, out of operation and under establishment.

2. Revised figures.

3. Including cooperatives meeting needs of services.

4.Reduction in the number of cooperatives under establishment in the year 1389 is due to changes in their status as in- operation or out of operation.

Source: Ministry of Cooperatives.

**10. 7. GENERAL CHARACTERISTICS OF COOPERATIVES SUPPLYING CONSUMERS
REQUIREMENTS AT THE END OF THE YEAR** (mln rials)

Description	Number	Members	Employees	Capital
<i>Registered cooperatives⁽¹⁾</i>				
1375	8556	6079526	88940	6244688
1380.....	9647	7453537	94861	7642911
1385.....	10486	7837758	100013	7769099
1387.....	10843	7873379	102932	7967481
1388.....	10968	7892552	104155	7979341
1389.....	11056	7737439	179274	11386822
1390 ⁽²⁾	11112	8576540	150938	11359527
1391.....	11128	8284346	183059	9749822
<i>Cooperatives under establishment</i>				
1375	21	6033	91	4533
1380.....	33	10208	399	5183
1385.....	150	26299	1108	11817
1387.....	276	38752	2209	115963
1388.....	308	41653	2742	121419
1389.....	29	3105	396	2582
1390.....	18	1753	209	630
1391.....	27	59037	806	4573
<i>Cooperatives in operation</i>				
1375	4931	4791501	79972	13311274
1380.....	5794	6052015	85109	15397452
1385.....	6421	6425123	89620	15511013
1387.....	6640	6448483	91361	15604884
1388.....	6731	6504031	92035	15613150
1389.....	6243	5981870	161579	11029921
1390.....	5824	5987973	124309	8531379
1391.....	5276	5843387	156063	7452952

**10. 7. GENERAL CHARACTERISTICS OF COOPERATIVES SUPPLYING CONSUMERS
REQUIREMENTS AT THE END OF THE YEAR (continued)**

(mln rials)

Description	Number	Members	Employees	Capital
East Azarbayejan	307	298019	7364	155919
West Azarbayejan	129	173733	1527	281817
Ardebil	78	80369	352	16448
Esfahan	252	275735	9535	1440625
Alborz.....	117	306237	3607	19064
Ilam	51	28751	407	5658
Bushehr	66	172616	6321	12343
Tehran	1374	793789	71372	2473151
Chaharmahal & Bakhtiari	41	7964	357	9985
South Khorasan.....	61	35941	354	20952
Khorasan-e-Razavi.....	478	466478	15014	889723
North Khorasan.....	47	50094	299	9041
Khuzestan	179	764431	2403	70007
Zanjan	56	35656	1642	31436
Semnan	63	24920	4751	15581
Sistan & Baluchestan	166	151980	1694	693790
Fars	241	792253	3009	84568
Qazvin	53	128834	270	17678
Qom	35	32333	345	18968
Kordestan	101	79908	1379	34613
Kerman	188	105423	2819	39785
Kermanshah	123	111696	445	32318
Kohgiluyeh & Boyerahmad	43	22666	162	2448
Golestan	123	110464	2403	32663
Gilan	121	98630	1915	652064
Lorestan	131	24835	2038	10486
Mazandaran	240	294673	8794	210065
Markazi	83	48517	605	22905
Hormozgan	164	244986	3719	39317
Hamedan	60	17791	477	55598
Yazd	105	63665	684	53936

1. Including cooperatives in operation, out of operation and under establishment.

2. Revised figures.

Source: Ministry of Cooperatives.

10. 8. GENERAL CHARACTERISTICS OF SERVICES COOPERATIVES AT THE END OF THE YEAR

(mln rials)

Description	Number	Members	Employees	Capital
<i>Registered cooperatives⁽¹⁾</i>				
1375.....	2359	80814	28838	257337
1380.....	16721	339405	171622	1391322
1385.....	22644	513914	256017	1620357
1387.....	32172	632653	363838	5749698
1388.....	36458	685657	405548	5968704
1389.....	40580	698449	438683	8710997
1390.....	44651	688242	469056	16777980
1391.....	47646	839818	528206	11392051
<i>Cooperatives under establishment</i>				
1375.....	45	699	351	3414
1380.....	455	10717	3779	31872
1385.....	4630	58858	69699	333663
1387.....	9198	111758	128641	3855053
1388.....	11249	142267	152561	3973380
1389.....	6471	76304	57814	437723
1390.....	6158	69472	60304	290195
1391.....	8070	98903	99731	524342
<i>Cooperatives in operation</i>				
1375.....	1097	59965	22486	224495
1380.....	4349	155084	61560	622878
1385.....	12027	374932	139311	1038594
1387.....	16426	436793	183436	1608194
1388.....	18626	459013	201030	1711023
1389.....	21350	448441	225480	7627740
1390.....	21144	470775	216980	10174499
1391.....	20417	493852	218737	9929415

10. 8. GENERAL CHARACTERISTICS OF SERVICES COOPERATIVES AT THE END OF THE YEAR (continued) **(mln rials)**

Ostan	Number	Members	Employees	Capital
East Azarbayejan	1340	29275	14345	182825
West Azarbayejan	480	9719	6613	47738
Ardebil	457	5600	4139	39145
Esfahan	584	15843	5029	191512
Alborz.....	358	8685	6254	52844
Ilam	414	3475	3039	24076
Bushehr	487	5782	8314	13086
Tehran	1784	83349	41192	1047908
Chaharmahal & Bakhtiari ..	394	3678	3080	13838
South Khorasan.....	322	3594	3496	8673
Khorasan-e-Razavi.....	1824	50539	15967	298162
North Khorasan	386	5490	4111	17548
Khuzestan	702	13471	6480	871237
Zanjan	409	16671	3635	201424
Semnan	245	3069	2396	27394
Sistan & Baluchestan	443	4587	6025	34984
Fars	1509	23630	13334	62305
Qazvin	94	3037	1423	31271
Qom	100	3063	991	16059
Kordestan	375	5306	2547	23557
Kerman	1060	11899	7914	414354
Kermanshah	609	6299	5856	24818
Kohgiluyeh & Boyerahmad.....	317	2491	2386	9705
Golestan	1085	88239	6846	3487607
Gilan	607	7976	4349	126393
Lorestan	503	6182	4700	288204
Mazandaran	1298	36188	13607	136600
Markazi	371	7154	2399	87128
Hormozgan	995	10920	10612	47957
Hamedan	263	3548	2534	15600
Yazd	602	15093	5124	2085467

1. Including cooperatives in operation, out of operation and under establishment.

Source: Ministry of Cooperatives.

10. 9. GENERAL CHARACTERISTICS OF DIFFERENT TYPES OF COOPERATIVES UNIONS AT THE END OF THE YEAR (mln rials)

Description	Number	Member cooperatives	Employees	Capital
Registered cooperatives unions⁽¹⁾				
1375.....	246	7563	779	24461
1380.....	418	16378	2002	965539
1385.....	643	28307	6250	1148485
1387.....	830	32702	6672	691773
1388.....	850	29758	8300	1545366
1389.....	980	42710	9263	1168988
1390.....	1048	44730	9930	1571876
1391.....	1084	940173	10566	54480064
Cooperatives unions under establishment				
1375.....	6	128	9	219
1380.....	45	535	355	973
1385.....	100	2495	827	33571
1387.....	146	7326	1009	21936
1388.....	59	1727	868	8562
1389.....	11	98	69	425
1390.....	8	68	56	90
1391.....	0	0	0	0
Cooperatives unions in operation				
1375.....	189	6410	762	23013
1380.....	308	14776	1560	963201
1385.....	415	23862	4731	1110622
1387.....	525	22999	4914	663470
1388.....	611	25231	6525	1530656
1389.....	678	31319	6496	987731
1390.....	645	58809	5837	1224996
1391.....	644	33597	5828	1355133
Agricultural ⁽²⁾	124	2444	847	11414
Mining ⁽²⁾	7	127	88	416
Hand-woven carpet.....	22	1181	123	1256
Housing ⁽²⁾	221	15084	1381	69014
Manufacturing ⁽²⁾	37	330	826	10411
Producer's supply.....	40	671	481	113642
Customer's supply.....	73	11740	1255	640513
Transportation ⁽²⁾	34	670	231	314449
Services.....	76	926	555	191031
Construction.....	3	242	9	1037
Credit.....	7	182	32	1949

1. Including cooperatives in operation, out of operation and under establishment.

2. Detailed statistics of related cooperatives appear in Chapters of "Agriculture, forestry and fisheries", "Mining and Quarrying", "Manufacturing", "Construction and Housing" and "Transportation, Storage and Communications".

Source: Ministry of Cooperatives.

10. 10. GENERAL CHARACTERISTICS OF RURAL COOPERATIVES AT THE END OF THE YEAR
(1000 persons-mln rials)

Year and Ostan	Number	Members	Capital	Legal reserves (mln rials)
1375.....	2983	4411	212376	59845
1380.....	2947	4444	357404	140229
1385.....	2937	4570	544488	440765
1387.....	2937	4531	1178082	605337
1388.....	2900	4512	1377102	641405
1389.....	2864	4485	1421399	741693
1390.....	2853	4432	1493215	780621
1391.....	2795	4395	1668914	1218956
East Azarbayejan	177	192	65212	35246
West Azarbayejan	142	355	176442	54092
Ardebil	81	88	24288	12256
Esfahan	148	254	142794	40204
Alborz.....	13	22	25502	11808
Ilam	36	45	17265	11312
Bushehr	32	74	36679	4694
Tehran	48	60	48130	52471
Chaharmahal & Bakhtiyari	55	88	26268	6081
South Khorasan.....	57	93	29505	11960
Khorasan-e-Razavi.....	222	309	108011	81149
North Khorasan.....	60	65	20830	23940
Khuzestan	95	209	31188	171242
Zanjan	68	83	46798	62725
Semnan	38	42	5662	5258
Sistan & Baluchestan	53	245	50246	12610
Fars	185	347	70876	361913
Qazvin	48	68	19459	5709
Qom	11	13	7770	5289
Kordestan	93	162	68594	22759
Kerman	146	188	29287	18263
Kermanshah	108	132	44864	19119
Kohgiluyeh & Boyerahmad	28	72	8646	3143
Golestan	68	75	37985	43396
Gilan	157	284	34787	24882
Lorestan	134	94	24736	24295
Mazandaran	183	278	326059	31624
Markazi	92	84	24457	29137
Hormozgan	58	126	13233	4658
Hamedan	120	177	59548	10363
Yazd	39	71	43793	17358

Source: Central Organization of Rural Cooperatives.

10. 11. GENERAL CHARACTERISTICS OF RURAL COOPERATIVES UNITS AT THE END OF THE YEAR
(mln rials)

Year and Ostan	Number	Members of cooperatives	Capital	Legal reserves
1375.....	232	2975	63608	48795
1380.....	255	3004	117504	141472
1385.....	278	3012	226301	341046
1387.....	292	3036	291155	446905
1388.....	296	3025	278504	508301
1389.....	301	2997	299608	580438
1390.....	301	2932	404199	632012
1391.....	303	2895	483633	689432
East Azarbayejan	16	182	9640	34896
West Azarbayejan	17	157	56129	21366
Ardebil	9	84	7384	17199
Esfahan	20	156	42164	47836
Alborz.....	2	13	1101	2307
Ilam	5	50	2501	6509
Bushehr	4	32	2289	3200
Tehran	9	43	14979	16959
Chaharmahal & Bakhtiari ..	5	61	6970	10300
South Khorasan.....	7	65	8959	8215
Khorasan-e-Razavi.....	24	229	54390	52814
North Khorasan.....	6	60	2659	11405
Khuzestan	17	107	30982	97374
Zanjan	4	68	49623	11356
Semnan	4	39	3807	12351
Sistan & Baluchestan	9	53	12666	12340
Fars	26	214	23776	97789
Qazvin	3	48	8239	7398
Qom	0	0	0	0
Kordestan	9	94	12052	14272
Kerman	16	154	7918	13930
Kermanshah	12	106	18689	32594
Kohgiluyeh & Boyerahmad	5	31	2381	5765
Golestan	9	75	22556	30247
Gilan	16	164	6224	24317
Lorestan	10	134	21778	14213
Mazandaran	13	183	13514	24763
Markazi	8	90	6413	33906
Hormozgan	7	63	2621	2852
Hamedan	8	121	9347	18890
Yazd	3	19	21882	2069

Source: Central Organization of Rural Cooperatives.

10. 12. SELECTED COMMODITIES SUPPLIED BY RURAL CONSUMERS COOPERATIVES STORES

Commodity	Unit	1375	1380	1385	1387	1388	1389	1390	1391 ⁽¹⁾
Sugar	1000 tons	210	247	269	213	169	42	15	-
Wheat	1000 tons	//	000	0	0	0	0	0	-
Flour	1000 tons	185	2583	1834	2503	2019	1563	469	561
Rice	1000 tons	129	125	123	31	11	10	45	-
Vegetable oil	1000 tons	115	116	107	128	101	54	18	-
Potatoes	Ton	2074	000	0	0	0	0	-	-
Onions	Ton	163	000	0	0	0	0	-	-
Grains	Ton	2135	1871	1692	2628	2070	3584	-	-
Dates	Ton	327	000	0	0	0	0	-	-
Soap	1000 bars	18666	4889	4910	5078	3965	3049	-	-
Washing powder	1000 tons	13	7	9	7	5	4	-	-

1. Due to implementation of "Targeted Subsidy Law" and direct payment of subsidies for basic goods and not distributing these goods in stores, statistics for the distribution have decreased sharply and are not collected.
Source: Central Organization of Rural Cooperatives.

10. 13. WEIGHT OF SELECTED SURPLUS CROPS PURCHASED FROM FARMERS BY RURAL COOPERATIVES (ton)

Crop	1375	1380	1385	1387	1388	1389	1390	1391
Wheat	4558928	4645301	3120200	309389	1426095	216218	486098	745565
Barley	23457	31643	45849	66730	233184	136861	192110	244068
Rice and paddy	4599	92816	2058	2906	11053	11007	12499	24927
Grains	2506	288	2942	2939	3383	3034	3908	3194
Cotton (lint)	0	28967	6279	4126	600	9370	11919	10842
Fruits, vegetables and summer crops	2878	292809	3968	55080	73932	51481	67069	83875
Citrus fruits	2274	12653	514	4308	5763	5517	27200	31798
Dates.....	5227	19427	2034	6348	2388	9877	4951	7538

Source: Central Organization of Rural Cooperatives.

10. 14. FOREIGN TRADE BALANCE⁽¹⁾

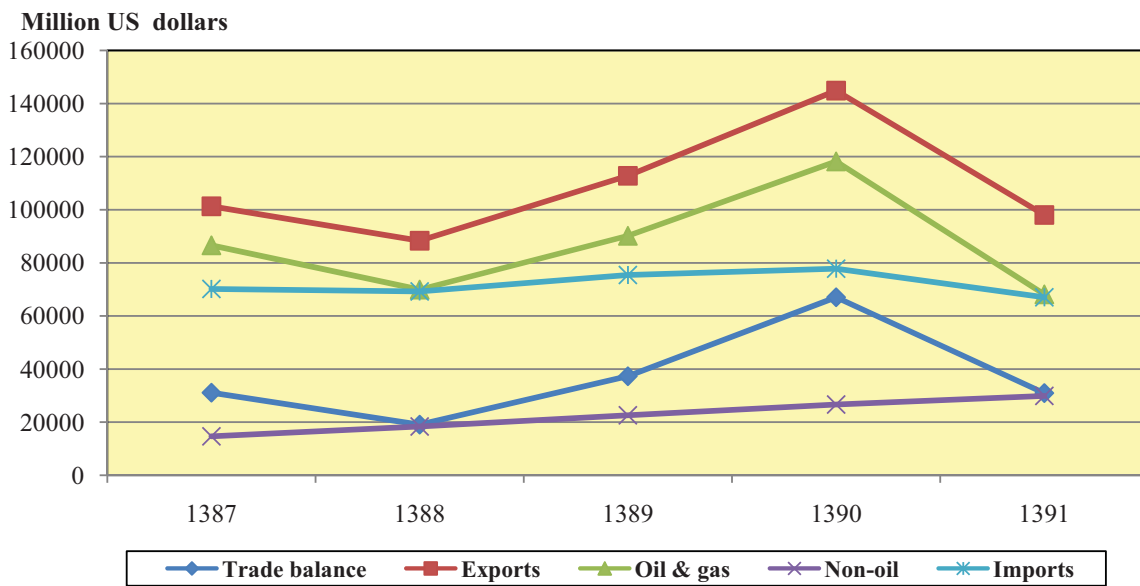
(mln USD)

Description	1375	1380	1385	1387	1388	1389	1390	1391
Trade balance	7402	5775	26035	31114	19079	37330	67069	30975
Exports	22391	23904	76055	101289	88326	112788	144874	98033
Oil & gas	19271	19339	62011	86619	69957	90191	118232	68135
Non-oil	3120	4565	14044	14670	18369	22596	26642	29899
Imports	14989	18129	50020	70175	69247	75458	77805	67058

1. Revised figures

Source: Central Bank of the Islamic Republic of Iran.

10.2. FOREIGN TRADE BALANCE



For data see Table 10.14.

10. 15. VALUE OF FOREIGN TRADE

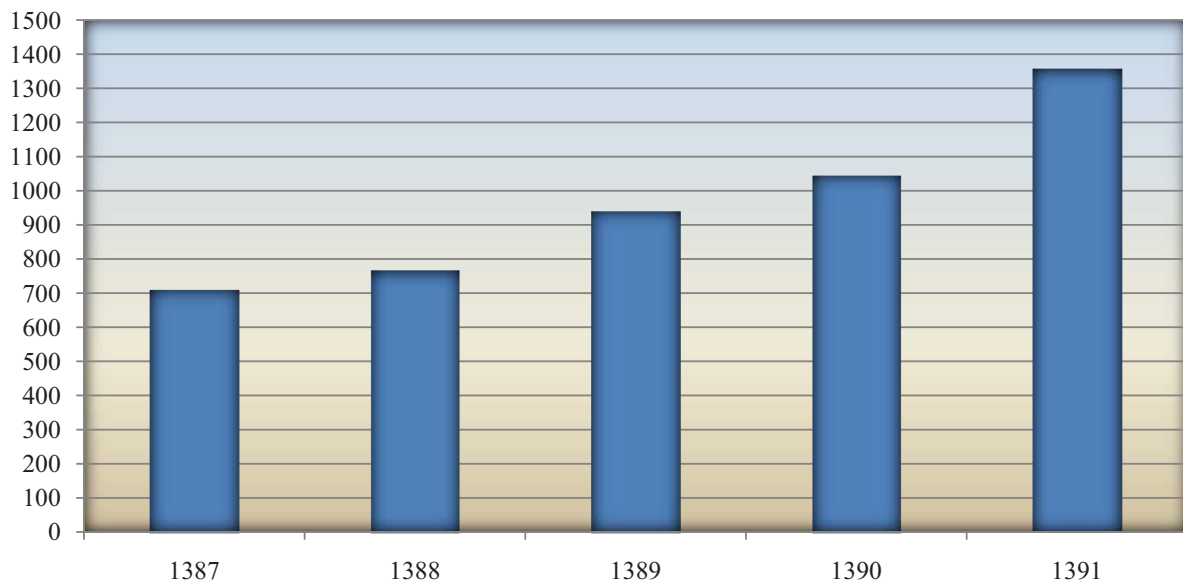
(bln rials)

Year	Trade volume	Imports	Non-oil exports
1375	29373	23938	5435
1380	38348	30935	7413
1385	503065	383560	119505
1387	708332	533684	174648
1388	765264	547973	217291
1389	938936	664702	274234
1390	1044156	672746	371410
1391	1354420	833148	521272

Source: Iran Customs Administration.

10.3. VALUE OF FOREIGN TRADE EXCHAN

1000 billion rials



For data see Table 10.15.

10. 16. WEIGHT OF IMPORTS BY SECTIONS⁽¹⁾ OF CUSTOMS TARIFFS (ton)

Description	1375	1380	1385	1387	1388	1389	1390	1391
Total	21008954	27463961	43492007	44148038	51920670	45346011	38307415	39481073
Section I. Live animals.....	94815	48093	132376	191395	259124	414300	341130	296455
Section II. Vegetable products ..	6510902	10733055	7670889	14086574	14131514	8638177	792059	15512347
Section III. Animal or vegetable fats and oils	945624	1011343	1257161	1036815	1171292	1453798	1264113	1631097
Section IV. Prepared foodstuffs, beverages	1666475	1806537	3750957	2713301	2836166	4373391	3426352	4593321
Section V. Mineral products.....	6172677	3899854	11224480	6675094	10901915	6741992	5446669	2526806
Section VI. Products of the chemical or allied industries.....	1238076	1882948	4355181	2244478	2360216	2488718	1682599	1168368
Section VII. Plastics and articles thereof	297394	644083	1028608	1150145	1391260	1496790	1505495	1166676
Section VIII. Raw hides and skins, leather	241	171	9530	21246	18475	16556	15042	5608
Section IX. Wood and articles of wood	45121	166511	774771	934848	1201261	1422272	1450578	1332699
Section X. Pulp of wood or of other fibrous cellulosic material	526130	562828	1026763	1066681	1315879	1244112	1168301	1034413
Section XI. Textiles and textile article.....	189253	285999	493112	485072	551246	529111	51265	465152
Section XII. Footwear, eadgear	22	497	6700	7180	8079	9030	11079	5498
Section XIII. Articles of stone, plaster	65059	105268	390401	560487	643819	728199	747175	467089
Section XIV. Natural or cultured pearls	875	8	4106	2410	661	1807	1991	306
Section XV. Base metals and articles	2829450	5479645	9443296	10681541	12834477	12994253	10044687	7379142
Section XVI. Machinery and mechanical appliances	367802	583951	1234405	1470349	1544486	1867249	1825469	1335852
Section XVII. Vehicles, aircraft	90158	235110	336698	454894	367348	452203	503614	291774
Section XVIII. Optical, photographic, cinematographic .	5060	10163	28519	36395	39922	36721	38517	26079
Section XIX. Arms and ammunition; parts	000	000	000	000	000	3930	000	000
Section XX. Miscellaneous manufactured articles	1586	6799	90192	121662	134429	160403	143501	83387
Section XXI. Works of art, collectors pieces and antiques.....	0	0	231323	202265	203849	272999	257040	158541
Not specified and not stated.....	2033	1125	2539	5206	5252	0	839	463

1. See the introduction of this chapter for more information on the complete title of sections.

Source: Iran Customs Administration.

10. 17. VALUE OF IMPORTS BY SECTIONS¹⁾ OF CUSTOMS TARIFFS (mln rials)

Description	1375	1380	1385	1387	1388	1389	1390	1391
Total	23938419	30934977	383560445	533683740	547972679	664702140	672746031	833148246
Section I. Live animals.....	354194	184596	2846578	6308740	7973190	15259886	14722857	21457632
Section II. Vegetable products	2769637	2965626	17799317	53916640	50169292	40053955	47974603	120975702
Section III. Animal or vegetable fats and oils	1057053	692909	6393522	11131675	9910193	15096642	17902070	31634518
Section IV. Prepared foodstuffs, beverages	1180937	807833	17205982	15491161	16059528	23749068	26065526	54713228
Section V. Mineral products.....	894494	1219824	51013813	45756288	58660166	42200130	44380550	26033364
Section VI. Products of the chemical or allied industries	2737395	3290628	32963131	44709705	42862980	51074257	54680101	78096129
Section VII. Plastics and articles thereof	1193994	1446012	17936096	24256110	25904200	32226952	40078352	47701683
Section VIII. Raw hides and skins, leather.....	1086	1672	91318	236576	254441	272416	325844	207927
Section IX. Wood and articles of wood.....	32300	99791	2188090	4350290	5416559	6767609	7541286	10368470
Section X. Pulp of wood or of other fibrous cellulosic material	969967	757403	8355255	11524051	11901465	14254855	15267582	21253010
Section XI. Textiles and textile articles	868348	868861	8932079	10140284	10895548	12370128	15174159	19751258
Section XII. Footwear, headgear	851	1912	113363	204746	239862	269598	418890	291882
Section XIII. Articles of stone, plaster	206752	255963	3004395	4893307	4932488	5708562	6688696	7203140
Section XIV. Natural or cultured pearls	1039150	6300	1397396	488193	8143819	61709999	14084636	10570601
Section XV. Base metals and articles	3457611	4143343	63850223	101102051	94922581	111658670	107326531	107686939
Section XVI. Machinery and mechanical appliances..	5454934	10106004	101965729	124105949	132294964	153512202	167536886	190221408
Section XVII. Vehicles, aircraft.....	1147710	3029529	18245821	32532468	27896257	31586712	40451889	41638140
Section XVIII. Optical, photographic, cinematographic	523593	905994	7958889	17101264	14884818	13781885	17076415	17944910
Section XIX. Arms and ammunition; parts	000	000	000	000	000	271759	000	000
Section XX. Miscellaneous manufactured articles	47818	64199	1625806	2862709	3240959	4416466	4491834	3822550
Section XXI. Works of art, collectors pieces and antiques	0	0	18206558	21067605	20533750	28460389	30377855	21368958
Not specified and not stated	595	79158	1467084	1503928	875619	0	179469	206797

1. See the introduction of this chapter for more information on the complete title of sections.

Source: Iran Customs Administration.

10. 18. VALUE OF IMPORTS BY COUNTRIES OF ORIGIN (mln rials)

Country and region	1375	1380	1385	1387	1388	1389	1390	1391
Total	⁽¹⁾ 23938419	30932841	383560445	533683739	547972678	664702138	672746030	833148244
Asia ⁽²⁾	6433846	11911950	202187135	300841936	351822442	447435690	485202867	565919038
Azerbaijan	407683	36586	2592380	2235264	1704489	1147660	421109	646066
Armenia	55403	73419	252284	207709	332545	415800	354880	520263
Afghanistan.....	10878	1297	81714	106366	153748	122542	108377	48318
United Arab Emirates..	744895	2865883	85963678	128084735	160425043	218342452	214244363	166946089
Indonesia	179920	161304	1579542	2827544	2633344	2249235	2038626	2382913
Iran (Free zones).....	765	11714	3451047	6688570	7304608	10578008	10090841	9990904
Bahrain	93814	126813	1173746	957300	505424	354615	175111	215179
Pakistan.....	83127	107293	1556527	2703359	3798641	3937179	2764766	2620586
Thailand.....	498031	188912	3308731	1915113	1666254	2758516	3241646	4296843
Taiwan	126853	341634	3588258	4436931	4633599	4980577	4818152	7195495
Turkmenistan	10273	27977	2634362	3402008	3997927	1540475	1495025	1824552
Turkey	468010	510087	8180425	14401789	20086853	41326716	36187120	68067376
China	356505	1556402	25314458	46992083	48107730	59930765	80696486	128153832
Japan ...	127659	1381727	8428326	12848597	14083036	16135683	14047947	8447891
Singapore	1245451	278967	3693831	8474989	10073665	12048567	19016095	15695676
Iraq	24326	39835	326563	627942	624882	480202	1333821	1245861
Saudi Arabia.....	35459	388803	5490025	1628202	2258949	1926016	1524251	1076537
Oman	2306	4787	226846	1359122	2339464	1609765	5210405	3375746
Kazakhstan	173100	473955	2577718	2831706	2204370	1277910	1510109	2817248
Qatar.....	8161	16932	498872	292473	690932	186478	99308	340474
Korea, Rep. of.....	660849	1681167	17923247	29534287	34349723	37586513	51947020	75427561
Kuwait	6163	19628	1546765	1119587	988233	1192143	1011400	1093911
Malaysia.....	166596	331922	3386312	4324652	4618868	6295564	6337870	7928551
India	395458	984171	13241148	17257086	17777540	13370508	13858672	35512113

10. 18. VALUE OF IMPORTS BY COUNTRIES OF ORIGIN (continued) (mln rials)

Country and region	1375	1380	1385	1387	1388	1389	1390	1391
Other Asian countries.....	552161	300706	5170330	5584522	6462572	7641801	12669467	20049053
Africa	426715	296259	2821475	4768183	2404601	2791281	1979059	1782458
America	3429081	3134262	11188289	20317542	14394770	11439117	10756670	19807836
Brazil	605041	1573202	7231893	5402847	6076218	6548363	6728028	8605623
Canada	779846	671001	2265172	6592061	3085350	1382356	1220727	1217121
Other American countries	2044194	890038	1691225	8322633	5233202	3508898	2807915	9985092
Europe⁽²⁾	12593093	14752194	164039811	205378350	176468970	201270653	173165988	240837795
Germany	3558233	3171029	46650431	50986785	46437761	47331496	37458779	43759287
Austria.....	299189	418913	7349645	10773071	7312195	7516311	8815392	10111048
Spain	419880	540077	3624065	3993756	4575471	5145861	5800066	6537609
Ukraine	158893	194321	1291199	2435254	3365578	5656946	4507362	5345994
United Kingdom.....	1171607	1169075	13241561	19364101	16373085	7539099	1642093	7874220
Italy	1112388	1748140	15754902	18872374	18836033	18008641	18498723	17257957
Belgium	1133581	772657	6115344	9563151	5647220	6637609	7195065	3656247
Denmark.....	130049	152265	977244	1487199	1128640	1463282	1467005	2138871
Sweden	217716	662096	5250156	6864763	5955994	8939086	10623444	3335658
Switzerland	1420682	764188	21059385	33951515	21210805	38998003	27006408	55853177
Russian Federation.....	998515	1603496	6507682	13398500	10066810	12049161	8541697	26666996
France	727740	1946421	20144967	18945181	16642243	20998553	20001008	14683552
Netherlands	453355	607213	8404440	5078108	10821647	10657776	9217464	31854995
Other European countries	791265	1002303	7668791	9664594	8095487	10328829	12391482	11762186
Oceania	1046733	838176	3323735	2377728	2881895	1765397	1641446	4801117

1. Difference between the total and the parts to the sum of 8951 million rials relates to the value of commodities from different countries without customs declaration.

2. Discrepancies between statistics related to Asia and Europe with the main source is due to revision made in the divisions used by the United Nations.

Source: Iran Customs Administration.

10. 19. WEIGHT OF NON-OIL EXPORTS BY SECTIONS ⁽¹⁾ OF CUSTOMS TARIFFS (ton)

Description	1375	1380	1385	1387	1388	1389	1390	1391
Total	7041464	16214099	27765571	33252806	47501467	60197774	66486911	69935956
Section I. Live animals	20364	55451	147544	254978	239992	310755	339493	411394
Section II. Vegetable products	884345	1208301	2064112	2310757	2344781	3281370	2575008	3230102
Section III. Animal or vegetable fats and oils.....	3442	67476	97913	74537	44318	50106	63206	37549
Section IV. Prepared foodstuffs, beverages	339831	286716	847021	688947	589291	598996	680680	840384
Section V. Mineral products.....	3071786	9731639	14616912	17248740	28206838	37732341	43025054	46454391
Section VI. Products of the chemical or allied industries	1560454	2347682	4027346	8581110	9547781	11618212	12888135	10665694
Section VII. Plastics and articles thereof	166156	229043	776706	1102846	2081998	2298066	2225177	2448760
Section VIII. Raw hides and skins, leather	22541	24154	28095	27685	24776	25613	25823	28536
Section IX. Wood and articles of wood	10302	30308	101363	35086	12581	8354	14459	17315
Section X. Pulp of wood or of other fibrous cellulosic material.....	3618	10449	79276	46694	46631	72631	37072	33265
Section XI. Textiles and textile articles	91365	100599	131550	107822	116574	115082	120067	163982
Section XII. Footwear, headgear.....	20237	37110	21058	18788	19464	17585	17548	19855
Section XIII. Articles of stone, plaster	260388	403351	1271537	1331357	2001879	2052103	2042725	2873629
Section XIV. Natural or cultured pearls	5	3	9	7	491	182	59	25
Section XV. Base metals and articles.....	549267	1614641	3344913	1187129	1944191	1700526	2159150	2383100
Section XVI. Machinery and mechanical appliances.....	11452	28109	110686	121739	158620	164649	170967	177043
Section XVII. Vehicles, aircraft	7929	22855	82788	95131	104943	124617	81750	129433
Section XVIII. Optical, photographic, cinematographic	566	540	2427	1622	1385	892	785	946
Section XIX. Arms and ammunition; parts	0	0	0	0	0	43	0	0
Section XX. Miscellaneous manufactured articles.....	16285	12671	12544	8710	11883	13232	9192	19685
Section XXI. Works of art, collectors apices and antiques.....	30	48	437	8402	2918	12419	10480	341
Not specified and not stated	1101	4207	1334	719	132	0	81	527

1. See the introduction of this chapter for more information on the complete title of sections.

Source: Iran Customs Administration.

10. 20. VALUE OF NON-OIL EXPORTS BY SECTIONS⁽¹⁾ OF CUSTOMS TARIFFS (mln rials)

Description	1375	1380	1385	1387	1388	1389	1390	1391
Total	5434917	7412797	119505142	174647749	217291433	274233763	371410085	521271737
Section I. Live animals	114373	116755	2336963	4931788	4651045	5883821	8581544	14221252
Section II. Vegetable products	1228078	1338050	18092044	19482313	27967409	37060871	37558569	66463283
Section III. Animal or vegetable fats and oils	3308	80754	734600	922312	778171	910199	1276899	992952
Section IV. Prepared foodstuffs, beverages	441180	254080	4997563	6716986	10049811	10555669	13311555	21297571
Section V. Mineral products	427367	1344546	25019475	42067294	54230400	72085345	115346554	119030190
Section VI. Products of the chemical or allied industries	472218	763586	12959039	41977546	35833413	48316687	72151076	102048288
Section VII. Plastics and articles thereof	200071	282478	8320275	13888223	23442400	30260711	37740572	59444934
Section VIII. Raw hides and skins, leather	176788	156956	1152979	1632600	1578807	1620656	2184262	3595344
Section IX. Wood and articles of wood	7239	16798	401447	174381	217165	233648	168478	297819
Section X. Pulp of wood or of other fibrous cellulosic material	9481	18709	541926	514700	551832	694177	602477	735330
Section XI. Textiles and textile articles	1551167	1532674	8419630	9201320	11660907	11917451	13123128	19145072
Section XII. Footwear, headgear	108625	168782	780024	894388	1268626	1289392	1628535	2146210
Section XIII. Articles of stone, plaster	69168	192812	3457722	4347851	5897152	6796017	7668812	15202266
Section XIV. Natural or cultured pearls	179	2723	734829	655690	1932470	2867236	7797501	15996355
Section XV. Base metals and articles	470591	723606	22537449	14825829	21182473	24886876	35467180	51022555
Section XVI. Machinery and mechanical appliances	51530	168335	3837603	6516921	9374950	10447436	10815405	15121926
Section XVII. Vehicles, aircraft	36766	153253	3599532	4647306	5756907	6872267	4403517	12897805
Section XVIII. Optical, photographic, cinematographic	5557	6274	120130	232515	232461	251877	275279	242390
Section XIX. Arms and ammunition; parts	000	000	000	000	000	10747	000	000
Section XX. Miscellaneous manufactured articles	57046	59450	425587	279741	504286	531935	569730	1125788
Section XXI. Works of art, collectors pieces and antiques	280	339	23616	584138	161004	740745	646560	28449
Not specified and not state	3907	31833	1015408	153907	19744	0	92452	215958

1. See the introduction of this chapter for more information on the complete title of sections.

Source: Iran Customs Administration.

10. 21. VALUE OF NON-OIL EXPORTS BY COUNTRIES OF DESTINATION (mln rials)

Country and region	1375	1380	1385	1387	1388	1389	1390	1391
<i>Total</i>	⁽¹⁾ 5434990	7412797	119505142	174647749	217291432	274233768	371410084	521271737
<i>Asia</i> ⁽²⁾	3004543	5183961	94519752	143291359	185200881	240384950	340161441	475667173
Azerbaijan.....	331614	550322	3416091	3538161	3709979	3883699	5108649	7974621
Armenia	92438	92159	1369660	1419956	1032606	1169053	1169274	1927106
Afghanistan.....	41783	91134	4740910	6076943	10389382	14259022	24132915	47169576
United Arab Emirates	448843	1125223	15889150	22058121	29118270	34449540	49417822	63144071
Indonesia.....	23501	74028	581978	3025172	3662758	6289676	12192625	5265638
Iran (Free zones).....	2078	54434	279047	418059	1311054	1915854	1442215	7213433
Bahrain	7264	27985	473436	530713	248423	291310	94719	494848
Pakistan.....	58165	152662	2863469	2826239	4322844	5691199	6877002	12131748
Thailand.....	68977	76854	177871	1096819	705446	887413	1025929	288047
Taiwan	101781	93381	1157551	3570145	1835040	4385131	4802249	3871329
Turkmenistan	218946	132519	1324842	2403972	3550958	4295098	5804358	12372857
Turkey.....	234196	102175	2997931	5012402	5895751	10922821	15933968	25001381
China	128796	310808	9679116	19468281	31033074	47209996	61889530	90815651
Japan	173553	418743	6106113	5565380	3575787	4589192	5487903	749931
Singapore.....	21057	76475	835803	922608	1102415	1918212	14836394	1168501
Iraq	0	254764	15795594	26568686	45243097	46897577	56965747	102974023
Saudi Arabia	67423	118637	3228162	3674804	1758808	829489	1234002	1768824
Oman	10641	12641	575138	681261	791986	1112092	1107050	2593006
Kazakhstan.....	78871	59487	667949	663729	573208	708546	935072	2368083
Qatar	16247	111115	822924	867958	652190	763487	846736	1498767
Korea, Rep. of.....	138338	87280	2122782	7726044	5382471	5924374	15428263	12211945
Kuwait	63624	185974	2560566	1269872	1369859	977211	1510223	1503812
Malaysia.....	17102	27196	333206	1767276	969374	1040504	1450189	1251869
India	210568	328204	7688932	10976756	12547194	18794268	30093560	41204946

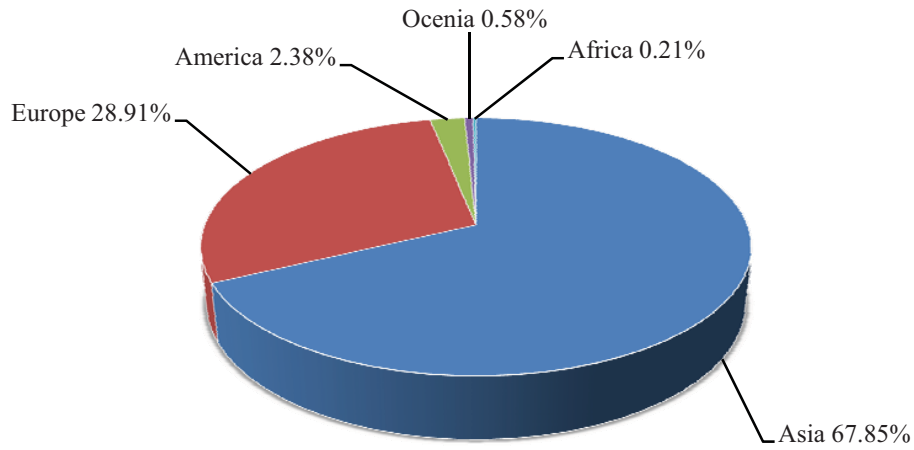
10. 21. VALUE OF NON-OIL EXPORTS BY COUNTRIES OF DESTINATION (continued)**(mln rials)**

Country and region	1375	1380	1385	1387	1388	1389	1390	1391
Other Asian countries...	448737	619761	8831531	11162002	14418907	21180186	20375046	28703162
<i>Africa</i>	46831	151068	2721744	2625958	3274640	4801740	5046761	12411219
<i>America</i>	94114	275030	2511575	5560501	2686649	2772836	2540304	3133820
Brazil	20656	7070	239522	520498	400515	586749	194835	748255
Canada	64176	44086	336815	283032	364454	399134	551207	576465
Other American countries ..	9283	223874	1935238	4756971	1921680	1786953	1794262	1809100
<i>Europe</i> ⁽²⁾	2270300	1781373	19543164	22438484	25643090	25126084	23001674	29560613
Germany	997715	548401	3300581	3056564	3471423	3598012	4603316	6046492
Austria.....	58407	17027	102329	114883	128566	136584	164260	190775
Spain	67595	136899	1476059	1667900	1675216	1832905	1920549	2686426
Ukraine	169235	249856	633129	746145	445130	550864	679607	1166284
United Kingdom	56282	46530	712599	564412	432376	503098	407165	692418
Italy	359454	336127	5933385	3083114	4324441	3493047	2742345	3193820
Belgium	49993	49110	1672380	3891963	5050784	4522353	3073293	927916
Denmark	17152	15961	86721	61433	71684	117464	178334	141140
Sweden	12402	15675	115798	139533	162699	222256	327049	416378
Switzerland	124141	44027	183811	193571	245658	236365	238452	334374
Russian Federation	85581	103424	2657361	3401943	3307099	3414403	4101396	8921879
France	94287	104014	580791	626691	534181	610013	674223	582103
Netherlands	86153	22764	947485	3278842	2953623	2932795	2342157	1566122
Other European countries...	91903	91558	1140734	1611491	2840210	2955925	1549528	2694487
<i>Oceania</i>	19129	21364	208906	731447	486173	1148158	659904	498912

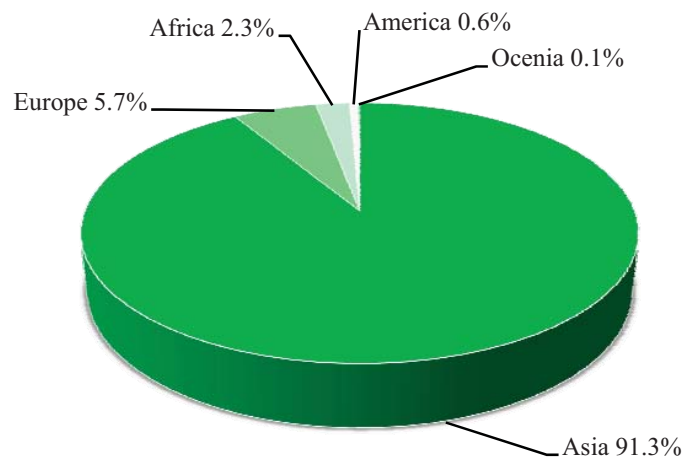
1. Difference between the total and the parts to the sums of 3131 and 7096 million rials relates to the value of commodities from different countries without customs declaration.

2. Discrepancies between statistics related to Asia and Europe with the main source is due to revision made in the divisions used by the United Nations.

Source: Iran Customs Administration.

10.4. PERCENT OF THE VALUE OF IMPORTS BY CONTINENTS OF ORIGIN, THE YEAR 1391

For data see Table 10.18.

10.5. PERCENT OF THE VALUE OF NON-OIL EXPORTS BY CONTINENTS OF DESTINATION, THE YEAR 1391

For data see Table 10.21.

10. 22. WEIGHT AND VALUE OF IMPORTS AND EXPORTS BY SECTIONS⁽¹⁾ AND CHAPTERS OF CUSTOMS TARIFFS, THE YEAR 1391 (ton; mln rials)

Section and chapter ⁽²⁾	Imports		Non-oil exports	
	Weight	Value	Weight	Value
Total⁽³⁾	39481073	833148245	69935955	521271737
SECTION I. Live animals	296455	21457632	411394	14221252
1. Live animals	2790	460063	5598	390559
2. Meat and edible meat offal.....	165399	13065937	28152	498177
3. Fish, crustaceans and molluscs and other aquatic invertebrates	42646	929721	56567	3715992
4. Dairy products; birds' eggs; natural honey; edible products of animal origin, not elsewhere specified or included	84288	6829278	317818	7755006
5. Products of animal origin, not elsewhere specified or included	1331	172633	3259	1861519
SECTION II. Vegetable products	15512347	120975702	3230102	66463283
6. Live trees and other plants; bulbs, roots and the like; cut flowers and ornamental foliage	1709	71656	11412	785690
7. Edible vegetables and certain roots and tubers	105302	1653708	1542504	12444884
8. Edible fruit and nuts; peel of citrus fruit or melons	481351	5194183	1463810	43178630
9. Coffee, tea, mate and spices	83468	5163567	38519	8044769
10. Cereals	14622174	104232943	3033	22781
11. Products of the milling industry; malt; starches; inulin; wheat gluten	5659	84327	57565	375864
12. Oil seeds and oleaginous fruits; miscellaneous grains, seeds and fruit, industrial or medicinal plants; straw and fodder	193994	4097725	66745	396028
13. Lac; gums, resins and other vegetable saps and extracts .	12222	443422	8978	845948
14. Vegetable plaiting materials; vegetable products not elsewhere specified or included	6468	34170	37537	368688
SECTION III . Animal or vegetable fats and oils	1631097	31634518	37549	992952
15. Animal and vegetable fats and oils and their cleavage products; prepared edible fats; animal or vegetable waxes	1631097	31634518	37549	992952
SECTION IV. Prepared foodstuffs, beverages	4593321	54713228	840384	21297571
16. Preparations of meat, of fish or of crustaceans, molluscs or of other aquatic invertebrates	102	1405	3257	236997
17. Sugars and sugar confectionery .	1707634	19240858	224777	3273619
18. Cocoa and cocoa preparations	16129	1015176	2999	227012
19. Preparations' of cereals, flour, starch; or milk pastry cookies and products	3308	90766	194992	5307601
20. Preparations of vegetables, fruit, or other parts of plants....	42930	664142	244918	7464091
21. Miscellaneous edible preparations	35911	3192608	74034	3766222
22. Beverages, spirits and vinegar	43821	332440	53556	651841
23. Residues and waste from the food industries; prepared animal fodder	2704680	26197289	41659	343005
24. Tobacco	38807	3978543	192	27183
SECTION V. Mineral products	2526806	26033364	46454391	119030190
25. Salt; sulphur; earths and stone; plastering materials, lime and cement	212067	1605014	17446890	20472257

10. 22. WEIGHT AND VALUE OF IMPORTS AND EXPORTS BY SECTIONS⁽¹⁾ AND CHAPTERS OF CUSTOMS TARIFFS, THE YEAR 1391(continued) (ton; mln rials)

Section and chapter ⁽²⁾	Imports		Non-oil exports	
	Weight	Value	Weight	Value
26. Ores, slag and ash	260955	1497666	21882528	19421870
27. Mineral fuels, mineral oils and products of their distillation; bituminous substances; mineral waxes	2053784	22930684	7124973	79136063
SECTION VI. Products of the chemical or allied industries.....	1168368	78096129	10665694	102048288
28. Inorganic chemicals; organic or inorganic compounds of precious metals, of rare-earth metals, of radioactive elements or of isotopes	277246	5869612	1956681	8918716
29. Organic chemicals	324863	20900567	5226532	56113929
30. Pharmaceutical products	15614	25102163	6990	2034478
31. Fertilizers	119030	1315065	2704560	16255165
32. Tanning or dyeing extracts; tannins and their derivatives; dyes, pigments and other colouring matter; paints and varnishes; putty and other mastics; inks	74074	4786703	46132	1988398
33. Essential oils and resinoids; perfumery, cosmetic or toilet preparations	35428	3368003	13286	674019
34. Soap, organic surface-active agents, washing preparations, lubricating preparations, artificial waxes, prepared waxes, polishing or scouring preparations, candles and similar articles, modelling pastes, "dental waxes" and dental preparations with a basis of plaster	31815	1420725	270412	3398595
35. Albuminoidal substances; modified starches, glues, enzymes.....	32088	2204876	16171	639573
36. Explosives; pyrotechnic products; matches;	000	000	000	000
37. Photographic or cinematographic goods	7851	1161619	8	1282
38. Miscellaneous chemical products	250028	11823230	423539	12010966
SECTION VII. Plastics and articles thereof.....	1166676	47701683	2448760	59444934
39. Plastics and articles thereof	938582	33688521	2414547	58281656
40. Rubber and articles thereof	228094	14013162	34213	1163278
SECTION VIII. Raw hides and skins, leather	5608	207927	28536	3595344
41. Raw hides and skins (other than fur skins) and.....	233	7347	28265	3556063
42. Articles of leather; saddlery and harness; travel goods, handbags and similar containers; articles of animal gut (other than silk-worm gut).....	5349	199248	202	30652
43. Fur skins and artificial fur; manufactures thereof	27	1332	70	8628
SECTION IX. Wood and articles of wood.....	1332699	10368470	17315	297819
44. Wood and articles of wood; wood charcoal	1331718	10342326	16139	227179
45. Cork and articles of cork	137	6693	2	99
46. Manufactures of straw, of esparto and of other plaiting.....	844	19452	1173	70541
SECTION X. Pulp of wood or of other fibrous cellulosic material	1034413	21253010	33265	735330
47. Pulp of wood or of other fibrous cellulosic material waste and scrap of paper or paperboard	90615	1822430	6340	39024
48. Paper and paperboard; articles of paper pulp, of paper or of paperboard	941539	19203500	23742	382081

10. 22. WEIGHT AND VALUE OF IMPORTS AND EXPORTS BY SECTIONS⁽¹⁾ AND CHAPTERS OF CUSTOMS TARIFFS, THE YEAR 1391 (continued) (ton; mln rials)

Section and chapter ⁽²⁾	Imports		Non-oil exports	
	Weight	Value	Weight	Value
49. Printed books, newspapers, pictures and other products of the printing industry; manuscripts, typescripts and plans	2259	227079	3183	314225
SECTION XI. Textiles and textile articles.....	465152	19751258	163982	19145072
50. Silk	827	189822	98	4857
51. Wool, fine or coarse animal hair; horsehair yarn and woven fabric	4417	662851	7138	524468
52. Cotton	59695	2397313	1600	128441
53. Other vegetable textile fibres; paper yarn and woven fabrics of paper yarn	49846	878987	123	3648
54. Man-made filaments	78017	4124451	8132	448031
55. Man-made staple fibres	199307	8223357	29951	1114288
56. Wadding, felt and nonwovens; special yarns; twine, cordage, ropes and cables and articles thereof	9942	562787	14423	565209
57. Carpets and other textile floor coverings	2742	102389	60103	13063576
58. Special woven fabrics; tufted textile fabrics; lace; tapestries; trimmings; embroidery	11338	601272	1900	265160
59. Impregnated, coated, covered or laminated textile fabrics; textile articles of a kind suitable for industrial use	43751	1573839	707	72466
60. Knitted or crocheted fabrics	779	51504	1	223
61. Articles of apparel and clothing accessories, knitted or crocheted	629	119546	3829	788100
62. Articles of apparel and clothing accessories, not knitted or crocheted	1142	162804	1302	311778
63. Other made up textile articles; sets; worn clothing and worn textile articles; rags	2720	100339	34677	1854829
SECTION XII. Footwear, headgear	5498	291882	19855	2146210
64. Footwear, gaiters and the like; parts of such articles	2405	162599	19647	2111106
65. Headgear and parts thereof.....	917	50220	140	29556
66. Umbrellas, sun umbrellas, walking-sticks, seat-sticks, whips, riding-crops and parts thereof.....	802	16288	10	712
67. Prepared feathers and down and articles made of feathers or of down; artificial flowers; articles of human hair	1373	62775	58	4836
SECTION XIII. Articles of stone, plaster	467089	7203140	2873629	15202266
68. Articles of stone, plaster, cement, asbestos, mica or similar materials	150650	1805958	485971	2325161
69. Ceramic products	176356	2302802	1931940	8133651
70. Glass and glassware	140084	3094380	455718	4743454
SECTION XIV. Natural or cultured pearls	306	10570601	25	15996355
71. Natural or cultured pearls, precious or semi-precious stones, precious metals, metals clad with precious metal and articles thereof; imitation jewellery; coin	306	10570601	25	15996355
SECTION XV. Base metals and articles.....	7379142	107686939	2383100	51022555
72. Iron and steel	6477089	76987745	1461357	17052252
73. Articles of iron or steel	633068	18356439	441129	13176183

10. 22. WEIGHT AND VALUE OF IMPORTS AND EXPORTS BY SECTIONS⁽¹⁾ AND CHAPTERS OF CUSTOMS TARIFFS, THE YEAR 1391 (continued) (ton; mln rials)

Section and chapter ⁽²⁾	Imports		Non-oil exports	
	Weight	Value	Weight	Value
74. Copper and articles thereof	11756	1238778	144303	10322284
75. Nickel and articles thereof	1585	647944	3	1038
76. Aluminium and articles thereof	161355	6064136	156363	5021708
78. Lead and articles thereof	3340	88077	39444	1395076
79. Zinc and articles thereof	1734	70298	134815	3856251
80. Tin and articles thereof	1472	478742	0	6
81. Other base metals; cermets; articles thereof	1237	175845	32	11040
82. Tools, implements; cutlery, spoons and forks of base metal; parts thereof	22853	1572160	961	38115
83. Miscellaneous articles of base metal	63656	2006775	4693	148602
SECTION XVI. Machinery and mechanical appliances	1335852	190221408	177043	15121926
84. Nuclear reactors, boilers, machinery and mechanical appliances; parts thereof	934701	132261246	138813	10702743
85. Electrical machinery and equipment and parts thereof; sound recorders and reproducers, television image and sound recorders and reproducers, and parts and accessories of such articles	401151	57960162	38230	4419183
SECTION XVII. Vehicles, aircraft.....	291774	41638140	129433	12897805
86. Railway or tramway locomotives, rolling-stock and parts thereof; railway or tramway track fixtures and fittings and parts mechanical (including electro-mechanical) traffic signalling equipment of all kinds.....	23280	3086321	211	5980
87. Vehicles other than railway or tramway rolling - stock, and parts and accessories thereof.....	263879	35848453	108504	9081278
88. Aircraft, spacecraft, and parts thereof	000	000	000	000
89. Ships, boats and floating structures.....	3913	185884	20659	3702966
SECTION XVIII. Optical, photographic, cinematographic..	26079	17944910	946	242390
90. Optical, photographic, cinematographic, measuring, checking, precision, medical or surgical instruments and apparatus; parts and thereof accessories	21474	17051319	567	220181
91. Clocks and watches and parts thereof	3237	834917	232	12058
92. Musical instruments; parts and accessories of such articles.....	1368	58673	147	10151
SECTION XIX. Arms and ammunition; parts.	000	000	000	000
93. Arms and ammunition; parts and accessories thereof	000	000	000	000
SECTION XX. Miscellaneous manufactured articles.....	83387	3822550	19685	1125788
94. Furniture; bedding, mattresses, mattress supports, cushions and similar stuffed furnishings; lamps and lighting fittings, not elsewhere specified or included; illuminated signs, illuminated name plates and the like; prefabricated buildings	40214	1789120	15366	910359
95. Toys, games and sports requisites; parts and accessories, thereof	22616	990263	2091	104649
96. Miscellaneous manufactured articles	20558	1043167	2228	110780
SECTION XX. Works of art, collectors pieces and antiques	158541	21368958	341	28449
97. Works of art, collectors' pieces and antiques	52	2300	29	5507
98. Unassembled C.K.D. articles of road construction machinery, cars and other machinery.....	158489	21366658	312	22942
Not specified and not stated	463	2867846	527	336707

1. See introduction of this chapter for more information on the complete title of sections.

2. Chapters 77 and 99 have been designed for future classification needs.

3. Difference between the total and the parts is due to inclusion of Chapters 36, 88, 93 in the total.

Source: Iran Customs Administration

10. 23. PUBLIC ACCOMMODATIONS AND ESTABLISHMENTS SERVING FOODS AND BEVERAGES BY INDUSTRY AND NUMBER OF WORKERS, THE YEAR 1381

Industry	Total	1 worker	2 workers	3-5 workers	6-9 workers	10-49 workers	50-99 workers	100+ workers	Not stated
Total	74688	42248	18172	10720	1971	1437	71	38	31
Public accommodations	6062	1666	1509	1703	496	582	53	31	22
Hotels, apartment hotels, motels, inns and tourism complexes.....	921	66	83	260	164	285	35	26	2
Boarding houses, pilgrims houses, and youth accommodations	2799	880	922	757	127	96	6	1	10
School and university dormitories	1730	461	380	565	161	146	9	3	5
Dormitories and camping sites affiliated to organizations, departments and corporations.....	606	256	123	120	44	55	3	0	5
Others	6	3	1	1	0	0	0	1	0
Establishments serving foods and beverages	68626	40582	16663	9017	1475	855	18	7	9
Restaurants and canteens ...	10946	2333	2930	3868	1044	741	14	7	9
Places serving Kabab, Beryani, Halim and/or Aash	9979	5484	3038	1357	84	16	0	0	0
Sandwich stands and fast foods and/or snack serving places	22318	14468	5477	2065	245	62	1	0	0
Cafes and tea houses	16329	12897	2598	776	43	15	0	0	0
Places serving edible offals such as livers, guts and kidneys.....	2055	1375	535	139	3	3	0	0	0
Places serving edible offals such as sheep's head and trotters as well as tripe	2214	1145	748	303	13	4	1	0	0
Refreshment stands	3854	2178	1172	459	34	10	1	0	0
Places serving other foods not classified	911	702	162	41	4	1	1	0	0
Restaurants affiliated to govt. and non-govt. organizations and agencies..	20	0	3	9	5	3	0	0	0

Source: Statistical Centre of Iran.

10. 24. PUBLIC ACCOMMODATIONS AND ESTABLISHMENTS SERVING FOODS AND BEVERAGES IN URBAN AND RURAL AREAS, THE YEAR 1381

Ostan	Total			Public accommodations			Establishments serving foods and beverages		
	Total country	Urban	Rural	Total country	Urban	Rural	Total country	Urban	Rural
Total.....	74688	60356	14332	6062	5280	782	68626	55076	13550
East Azarbayejan....	5196	4323	873	229	202	27	4967	4121	846
West Azarbayejan	3750	2999	751	178	155	23	3572	2844	728
Ardebil	2492	1759	733	244	200	44	2248	1559	689
Esfahan	4311	3839	472	236	212	24	4075	3627	448
Ilam	529	472	57	60	47	13	469	425	44
Bushehr	677	572	105	94	65	29	583	507	76
Tehran	14114	13144	970	491	464	27	13623	12680	943
Chaharmahal & Bakhtiari	436	387	49	32	29	3	404	358	46
South Khorasan.....	345	281	64	95	64	31	250	217	33
Khorasan-e-Razavi	5539	5076	463	1399	1338	61	4140	3738	402
North Khorasan.....	523	469	54	37	32	5	486	437	49
Khuzestan	3426	2965	461	285	258	27	3141	2707	434
Zanjan	885	749	136	111	94	17	774	655	119
Semnan	458	387	71	80	72	8	378	315	63
Sistan & Baluchestan	969	862	107	174	143	31	795	719	76
Fars	3070	2616	454	407	380	27	2663	2236	427
Qazvin	1018	820	198	69	54	15	949	766	183
Qom	1481	1400	81	113	109	4	1368	1291	77
Kordestan	1503	1293	210	124	89	35	1379	1204	175
Kerman	1855	1665	190	206	184	22	1649	1481	168
Kermanshah	1742	1626	116	107	103	4	1635	1523	112
Kohgiluyeh & Boyerahmad	436	399	37	51	49	2	385	350	35
Golestan	1124	964	160	64	54	10	1060	910	150
Gilan	10162	4343	5819	240	172	68	9922	4171	5751
Lorestan	1126	987	139	110	90	20	1016	897	119
Mazandaran	3563	2535	1028	349	200	149	3214	2335	879
Markazi	1028	916	112	92	78	14	936	838	98
Hormozgan	980	774	206	209	194	15	771	580	191
Hamedan	1193	1068	125	96	84	12	1097	984	113
Yazd	757	666	91	80	65	15	677	601	76

Source: Statistical Centre of Iran.

10. 25. PUBLIC ACCOMMODATIONS AND ESTABLISHMENTS SERVING FOODS AND BEVERAGES BY NUMBER OF WORKERS AND OSTAN, THE YEAR 1381

Ostan	Total	1 worker	2 workers	3-5 workers	6-9 workers	10-49 workers	50-99 workers	100+ workers	Not stated
Total country	74688	42248	18172	10720	1971	1437	71	38	31
East Azarbayejan	5196	3409	1087	593	63	40	2	2	0
West Azarbayejan	3750	2530	806	362	33	19	0	0	0
Ardebil	2492	1608	591	255	25	12	1	0	0
Esfahan	4311	2085	1186	818	124	90	3	5	0
Ilam	529	352	134	31	7	5	0	0	0
Bushehr	677	338	221	93	12	12	0	1	0
Tehran	14114	6101	3816	2979	682	474	17	14	31
Chaharmahal & Bakhtiari	436	269	100	50	10	7	0	0	0
South Khorasan	345	206	87	38	8	6	0	0	0
Khorasan-e-Razavi	5539	2329	1661	1140	221	165	17	6	0
North Khorasan	523	347	102	64	5	4	0	1	0
Khuzestan	3426	2073	805	388	78	73	6	3	0
Zanjan	885	477	236	130	26	16	0	0	0
Semnan	458	218	125	90	16	9	0	0	0
Sistan & Baluchestan	969	552	243	126	21	24	3	0	0
Fars	3070	1512	827	550	102	75	3	1	0
Qazvin	1018	515	290	155	42	16	0	0	0
Qom	1481	849	373	203	23	33	0	0	0
Kordestan	1503	704	503	244	39	13	0	0	0
Kerman	1855	1067	460	224	58	43	2	1	0
Kermanshah	1742	981	511	205	30	14	1	0	0
Kohgiluyeh & Boyerahmad	436	255	116	48	12	5	0	0	0
Golestan	1124	608	327	143	29	17	0	0	0
Gilan	10162	8379	1224	446	74	36	3	0	0
Lorestan	1126	655	291	139	23	18	0	0	0
Mazandaran	3563	2034	861	506	82	76	3	1	0
Markazi	1028	519	292	170	17	27	3	0	0
Hormozgan	980	351	293	212	54	61	6	3	0
Hamedan	1193	597	360	190	23	22	1	0	0
Yazd	757	328	244	128	32	25	0	0	0

Source: Statistical Centre of Iran.

10. 26. WORKERS OF PUBLIC ACCOMMODATIONS AND ESTABLISHMENTS SERVING FOODS AND BEVERAGES, THE YEAR 1381

<i>Industry</i>	<i>Workers</i>
<i>Total</i>.....	<i>166061</i>
<i>Public accommodations</i>	<i>34917</i>
Hotels, apartment hotels, motels, inns and tourism complexes	15853
Boarding houses, pilgrimage houses, and youth accommodations	8489
School and university dormitories	8023
Dormitories and camping sites affiliated to organizations, departments, institutions, banks and corporations, etc.	2414
Others	138
<i>Establishments serving foods and beverages</i>	<i>131144</i>
Restaurants and canteens	43227
Places serving Kabab, Beryani, Halim and/or Aash	16867
Sandwich stands and fast foods and/or snack serving places	35175
Cafes and tea houses	21192
Places serving edible offals such as livers, guts and kidneys.....	2956
Places serving edible offals such as sheep's head and trotters and tripe	3844
Refreshment stands	6471
Places serving different foods not classified	1276
Restaurants affiliated to govt. and non-govt. organizations and agencies	136

Source: Statistical Centre of Iran.

10. 27. NUMBER AND CAPACITY OF THE NATION'S ACCOMMODATIONS⁽¹⁾ BY CLASS

Year and Ostan	Number								Room	Bed
	Total	5-Star	4-Star	3-Star	2-Star	1-Star	Luxury hotels	Not classified		
1375	521	9	16	55	183	188	×	70	23897	48879
1380 ⁽²⁾	718	11	38	80	228	219	×	142	27889	57661
1385.....	000	000	000	000	000	000	×	000	000	000
1387.....	000	000	000	000	000	000	000	000	000	000
1388.....	2721	17	69	596	769	1165	15	90	72593	171306
1389.....	000	000	000	000	000	000	000	000	76120	202679
1390.....	3282	21	78	708	867	1360	13	235	81999	221410
1391.....	3058	23	77	735	868	1293	61	1	82077	215379
East Azarbayejan.....	000	000	000	000	000	000	000	000	000	000
West Azarbayejan ..	000	000	000	000	000	000	000	000	000	000
Ardebil.....	000	000	000	000	000	000	000	000	000	000
Esfahan.....	000	000	000	000	000	000	000	000	000	000
Alborz.....	000	000	000	000	000	000	000	000	000	000
Ilam	000	000	000	000	000	000	000	000	000	000
Bushehr	000	000	000	000	000	000	000	000	000	000
Tehran	000	000	000	000	000	000	000	000	000	000
Chaharmahal & Bakhtiari	000	000	000	000	000	000	000	000	000	000
South Khorasan.....	000		000	000	000	000	000	000	000	000
Khorasan-e-Razavi..	000	000	000	000	000	000	000	000	000	000
North Khorasan.....	000	000	000	000	000	000	000	000	000	000
Khuzestan.....	000	000	000	000	000	000	000	000	000	000
Zanjan.....	000	000	000	000	000	000	000	000	000	000
Semnan.....	000	000	000	000	000	000	000	000	000	000
Sistan & Baluchestan	000	000	000	000	000	000	000	000	000	000
Fars.....	000	000	000	000	000	000	000	000	000	000
Qazvi	000	000	000	000	000	000	000	000	000	000
Qom.....	000	000	000	000	000	000	000	000	000	000
Kordestan	000	000	000	000	000	000	000	000	000	000
Kerman.....	000	000	000	000	000	000	000	000	000	000
Kermanshah.....	000	000	000	000	000	000	000	000	000	000
Kohgiluyeh & Boyerahmad	000	000	000	000	000	000	000	000	000	000
Golestan	000	000	000	000	000	000	000	000	000	000
Gilan.....	000	000	000	000	000	000	000	000	000	000
Lorestan.....	000	000	000	000	000	000	000	000	000	000
Mazandaran.....	000	000	000	000	000	000	000	000	000	000
Markazi	000	000	000	000	000	000	000	000	000	000
Hormozgan	000	000	000	000	000	000	000	000	000	000
Hamedan	000	000	000	000	000	000	000	000	000	000
Yazd	000	000	000	000	000	000	000	000	000	000

1. Including hotels, apartment hotels, lodging houses, inns, complexes, camps, waterside cottages, and motels.

2. Including hotels and apartment hotels only.

Sources: Ministry of Culture and Islamic Guidance;
- Presidency of the Islamic Republic of Iran

10. 28. BEDS IN ACCOMMODATION FACILITIES⁽¹⁾ BY CLASS

Year	Total	5-star	4-star	3-star	2-star	1-star	Luxury hotels	Not classified
1375	48879	4841	3969	9259	13706	9883	×	7221
1380 ⁽²⁾	57661	4489	7589	11872	17037	10456	×	6218
1385.....	000	000	000	000	000	000	×	000
1387.....	000	000	000	000	000	000	000	000
1388.....	171306	7775	13273	43333	45942	56370	793	3370
1389	202679	000	000	000	000	000	000	000
1390.....	221410	9451	17515	56783	53409	72456	1043	⁽³⁾ 1383
1391.....	215379	10206	16614	60367	53267	70943	3982	40

1. Including hotels, apartment hotels, lodging houses, inns, complexes, camps, waterside cottages and motels.

2. Including hotels and apartment hotels only.

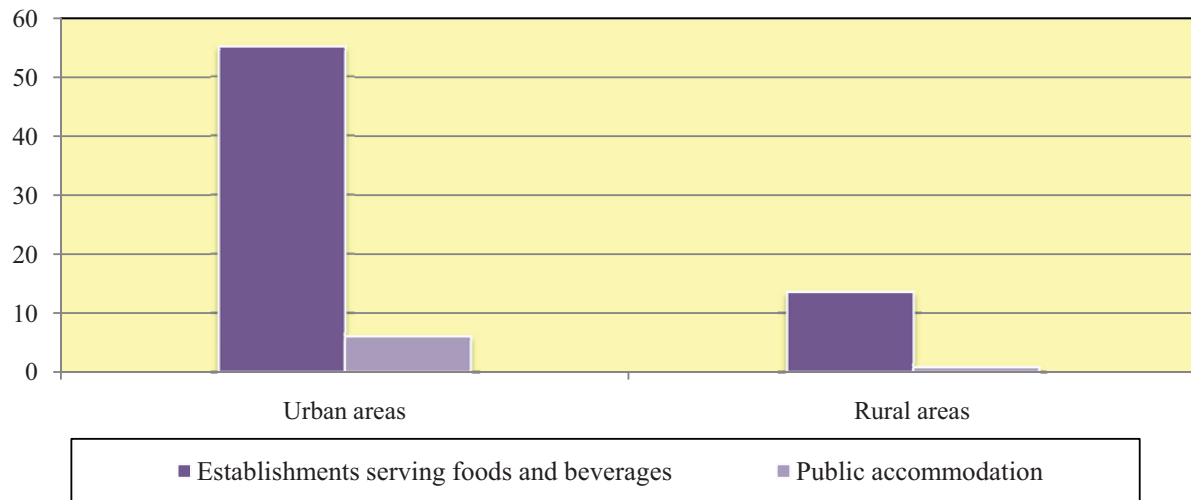
3. Revised figures.

Sources: Ministry of Culture and Islamic Guidance;

- Presidency of the Islamic Republic of Iran.

10.6. NUMBER OF PUBLIC ACCOMMODATIONS AND ESTABLISHMENTS SERVING FOODS AND BEVERAGES IN URBAN AND RURAL AREAS, THE YEAR 1381

1000 establishments



For data see Table 10.24.